

MINNESOTA FILLIES

History of

The Minnesota Fillies were members of the Women's Professional Basketball League (WBL) for all three seasons, 1978-1981. Minnesota was the 5th team to have their application accepted for membership. They would be joining Iowa, New Jersey, Milwaukee, and Chicago. (The last three accepted were Washington D.C, New York, and Houston.)

The first evidence of something stirring in the Minnesota area came on July 2nd 1978 when a clipping appeared with the header: Giel Rejects Offer. (As usual first piece of publicity was negative)

Percy Ross, the millionaire philanthropist, is willing to finance a women's pro basketball team in this area if he can sign Paul Giel as his general manager. But, "Giel turned down my offer," Ross said.

Gordon Nevers, who is a part of International Sports Management Corp. along with Paul Presthus and Walter Bush has a charter franchise.

The name Nevers carried clout in the Midwest, because Gordon was the nephew of the great Chicago Cardinal, Ernie Nevers. Nevers set a touchdown record that, has only been tied 3 other times, and still holds the record for points in a game with 40.

As Gordon Nevers saw the recent explosion of women's sports he knew what he wanted to do. But in an amazing statement of honesty Gordon Never admitted he lacked the money to own the Minnesota franchise outright, because the WBL was expecting owners to lose about \$250,000 the first year. So, finding a partner was vital as Nevers prepared for the 1st draft of players to be held in New York.

The historic draft of July 18, 1978, took place at the Essex Hotel in New York City. Only when the list of the players drafted was printed in the papers did any recognition begin to take place. **(Gordon Never – short sleeves & tie, Bill Byrne podium left, Bill Eaton podium right, no clue other 3)**



So, what could we learn from a bunch of men, representing a bunch of cities, choosing a bunch of names? The draft consisted of two types of players to be drafted: those who were currently graduating (college grads) and those that graduated previously (free agents). Each team would be able to select five players in each category.

The league started with five rounds of graduating seniors and the teams selected in this order: Houston, Milwaukee, New York, Minnesota, Washington (to become Dayton), Chicago, New Jersey, and Iowa. The order would then rotate to make it fair, so in the 2nd round Milwaukee moved to #1, New York #2, and Houston was last. This went on for five rounds

Minnesota's historic selections were as follows:

Graduating Seniors

- | | | | | |
|------------------------|-------|---------|-------------------|---------------|
| 1. Ramona Von Boeckman | 5'9" | Forward | Delta State | |
| 2. Jackie Langley | 6'0" | Forward | Univ. of Tampa | |
| 3. Peggy Jackson | 5'11" | Forward | Concordia College | played in WBL |
| 4. Melody Nuemeister | 5'11" | Center | Milligan College | |
| 5. Deb Prevost | 5'7" | Guard | Eastern Montana | played in WBL |

Free Agents

- | | | | | |
|--------------------|-------|---------|--------------------|---------------|
| 1. Deborah Sherer | 5'11" | Center | Urbana College | played in WBL |
| 2. Pam Browning | 6'0" | Center | Univ. of Kentucky | played in WBL |
| 3. Jane Westendorf | 6'1" | Center | Milliken College | |
| 4. Joan Slagle | 5'10" | Forward | Western Washington | |
| 5. Patti Decker | 5'6" | Guard | St. Cloud State | played in WBL |



(Milwaukee's Chuck Bekos left & Gene DeLisle middle, Minnesota's Gordon Nevers, and WBL Communication Director Curl Morrison on right)

The design of the draft, with five seniors and five free agents led to what was probably the second transaction in WBL history (New York & Milwaukee at the draft were first). The day after the draft the Minnesota team traded their 1st pick, Ramona von Boeckman, to the Milwaukee Does for their 1st Round Free Agent pick, Patricia Roberts. The Minnesota team knew they

had a major building block with Ms. Roberts. Each player was vital to their college team's success. Ramona was a 3-time AIAW champion with Delta State and Patricia laid the ground work for the future dynasty of Univ. of Tennessee.

That same day Gordon Nevers said he signed six other players as free agents they were Ilona Portik, 5'11" scoring star from the Romanian National team, Carol Koopman 5'11" center from Minnesota-Morris, Connie Howe 5'4" guard, Cindy Pummill 5'7" guard from Concordia in Minnesota, Gretchen Pinz 5'7" guard from Isle, Minn and Ruth Dodd 5'11" center from Milwaukee. These last four all played with the All-American Redheads of California.

The selection of Joni Slagle from Western Washington was big news to that area as they were still trying to grasp the concept of women's pro basketball. By mid-August Joni had made arrangements with her school superintendent to have time off to go to Minnesota for the August camp. She didn't want to regret not trying, even though she had fulfilled her teaching requirements.



In another similar press release out of Johnson City, Tennessee the fact that Melody Nuemeister of Milligan College was selected was a big deal. These articles not only highlighted a local player, but the fact that a women's professional league existed and was legit. Yet for Melody, who thought being

drafted was a joke, there was uncertainty, because of her future position as a 4th grade teacher and coach.

Many people, like Gordon Nevers, were willing to sacrifice their life savings with the hope for a future and a big pay day. But if it weren't for college graduates to take a chance and join the league, there would have never been a league.

One such story was told about Patti Decker, the 5'6" guard from St. Cloud State who was invited to try-out at Coe College with 22 other Iowa ladies. She was the only one from Minnesota. Gordon Nevers attended the Iowa work and was impressed enough to draft her.

In August Patti was part of the team's camp, to see if she would be invited to their training camp. According to league rules, at that time, the league could carry 18 players, but the Fillies were planning on only keeping 15. Ms. Portik, from Romania, was the only player under contract at that time.

Joining Patti, from her alma mater was Nola Johnson, who held the St. Cloud State record for points with 1,248. Patti was second at 1,182.

As of July 29, the Minnesota basketball team did not have a name, a logo, uniforms, nor a coach. Nevers said he had 4 or 5 names in mind for coaching and he emphasized the team would be built on fundamentals.

On August 20th an article in the Boston Globe highlighted the journey of Jackie Langley, the 6'0" forward from Univ. of Tampa who was the 2nd pick (11th overall) of the graduating seniors. A journey that involved a bad high school team that only played 9 games a year, until her senior year. Then there was her coach, Paula Sullivan, who inspired her to pursue the sport in college, where she finished with 1,774 points and her jersey retired.

Yet her sports career was all over with in her mind, until she was contacted by the Minnesota team. Her goal was to "hold her own" during the 5-day camp (August 26-30th). After that she would remain in Minnesota to help promote and market the team until the October training camp began.

As of August 22nd, the name of the Minnesota team, the Fillies was published in the papers. The team conducted their try-outs at the Decathlon Club, as of Sunday August 27th.

Around this time, August 25th, a young Ohio college graduate who had been living in Portland, Oregon found his way to the Fillies office. He arrived with a smile, a wool 3-piece suit, and a desire to be a part of history. Yet he was unable to afford transportation to the remote Fillies office so Tom took a bus that only got him within a mile of the office. He then risked his life crossing major highways and hopping a fence near the airport to get to the Fillies' office. His purpose was to meet Gordon Nevers and to try and secure a job within this fledgling league. Unfortunately, Mr. Nevers was at a league meeting, and his professional, well-manicured competent assistant, Shirley Tesch,

asked Mr. Davis, if he wouldn't mind coming back the next day. Tom was discouraged and ready to quit his quest.

Somehow, despite many, many obstacles, Tom did return and met with Mr. Nevers. He was offered an opportunity to sell season tickets on commission, which naïve Tom had no clue what that meant, but at least it was a shot. After his travels Tom chose to work with the Houston Angels, which was no loss to Gordon Nevers, who viewed Tom as a desperate loser with nothing tangible to offer.

After three years in the league, the teams Tom was involved with never lost a game to a Minnesota team. Houston was 6-0 and Dallas was 4-0. That desperate young man is today writing this narrative, so that we may all reminisce and enjoy our Glory Years. Sorry, I had to include this and it is with no hard feelings toward Mr. Nevers. He was probably more right than wrong.

As for the team's name – here is an excerpt of the team's press release:

"Webster defines Filly as 'a young woman, a girl.' The dictionary goes on to define Filly as a female horse.' Gordon Nevers, president-general manager of the Fillies, said, "We wanted a name that set us apart as a woman's team. We think Fillies does that. We also wanted a name that had a strong, active sound. In checking with people, we have found they equate Filly with thoroughbred. A thoroughbred is fast, graceful, competitive and beautiful to watch.'

There was no news or update about the Fillies try-out camp, though there were many future WBL players who I was told paid money for the opportunity to try-out. I believe one such player, was Belinda Jones, who ended up as a starting guard with the Houston Angels.

On August 30th Joni Slagle made the very difficult decision to forgo the WBL for the security of her teaching position in Bremerton, Washington.

Yet did Ms. Slagle know something others may not have picked up on? The Minneapolis Star on September 1st had a small clipping that Fillies owner, Gordon Nevers, for other investors to put up \$300,000, which included a \$200,000 performance bond. (Which guaranteed that a WBL team would show up for every scheduled game) Gordon thought the team could break even with 3,600 fans for each of the 17 games.

On September 6th the following newspapers announced the name of the Fillies' head coach: Chico, Ca., Coos Bay, Or., Crystal Lake, Il., Flagstaff, Az., Greenfield, In., Mansfield, Oh., Murfreesboro, Tn., New Castle, Pa., St. George, Ut., and Windsor, Ontario.

It was wonderful that all these newspapers picked up and printed the information, except none of them were near a WBL city. And none of them were from Minnesota.

So, who was this first coach with the newly named Fillies? Damaris "Dee' Hopfenspirger, a 33-year-old successful high school coach, who in 1976 received a coach of the year award while at Redwoods High in Redwood Falls, Minnesota.

In an amazing piece of good luck for the Fillies, Gordon Nevers was talking with his good friend Houston owner Hugh Sweeney. Nevers was feeling badly, because he wasn't sure he had enough big people on his team. Sweeney, in either an act of generosity or having had a few too many cocktails, offered his 3rd round pick, Marie Kocurek to the Fillies.

Like two friends trading bubble gum cards, Marie never reported to the Angels and instead tried out for the Fillies. No exchange of goods was ever called into the league office. The Angels received no money, no players, nor draft picks. Only after the Houston coaches, Don Knodel & Greg Williams, complained to Sweeney that the team needed to be compensated for Kocurek did anything official take place. On December 16th Kocurek signed her contract with the Fillies.

The Angels then were awarded the Minnesota Fillies 1st round pick in the 1980 college draft for Marie Kocurek. How good was Marie Kocurek? In her three years Marie went on to be in three All-Star games, named All-Pro three times, and won a championship in her 3rd year.

Patti Decker signed a contract with the Fillies on September 21 and would be one of 18 players invited to the Fillies training camp.



On September 28th the new coach, (on left) met with Patricia Roberts (in middle) and recently signed Brenda Chapman (on right). The season was still 2 ½ months away, but the excitement was starting to grow. Roberts contacted her friend, Donna Wilson, a Junior College standout from Florida, and told her come up to Minnesota for the try-outs.

The team grew by one when the Fillies 5th round choice from Eastern Montana College, Deb Prevost, joined the team. She felt she was ready because she had seen her competition during the try-outs and by opening day of camp, October 30th, she felt she could make the team. Deb was pleased to be given this opportunity, but she also happy that the team was helping several players find part time jobs. Everyone knew the salaries would be low to begin and anything that supplemented their income was appreciated.

With just two weeks before training camp 2nd round pick, Jackie Langley made her decision to "put off" her pro career. After attending the try-out camp, which was held in early September, Jackie was made aware of a number of obstacles. Athletically she didn't see a problem, but the low salary made a move from Tampa, Fl. to Minnesota difficult. She also didn't want to take a 2nd job to supplement her salary. She also felt that by signing a contract right then, her chance to try out for the Olympic or Pan-American teams would end.



Therefore, she chose to wait a year to see if the league survived and then she'd try out again. In the meantime, Patricia Roberts, was also unsigned as she also thought about keeping her amateur status. This would be a major blow to the plans for the Fillies.

As Langley was making her reluctance to the WBL known, a 5'7" guard from Western Kentucky, Brenda Chapman, found her way up to Minnesota. She made enough of an impression that even though she was undrafted the Fillies felt she had the ability to start for the team. Her excitement and desire for the league to succeed led her to also work in the front office selling tickets and meeting the public.

While her southern accent caused her stand out with the people of Minnesota, she acknowledged she wasn't sure if everyone was serious when they spoke about 30 degrees below zero and six feet of snow jokes. Either way it didn't matter, because she was there to succeed.

By late October the Fillies had signed Patricia Roberts to be not only their anchor, but also their assistant player/coach.

With training camp on the horizon, the Minneapolis Star-Tribune had a very big article to introduce the people of Minnesota to the Fillies. The headline read:
Fillies Must Score at Gate to Win in Pro Basketball



(Editor side note: An interesting theme through almost all newspapers for the 3 years of the WBL was – Can they succeed by turning a profit? Yet ironically as of 2025 the WNBA, though subsidized by the NBA, has never turned a profit in 28 years. I believe the WBL was closer to legitimizing themselves to the public, than any other league.)

The headline was designed to remind people of the past failures when it came to basketball in the Minnesota area. Their point of reference was the Minnesota Muskies and the Minnesota Pipers of the American Basketball Association (ABA) in 1967-1969, who averaged 2,400 & 2,263 fans during their two years.

The paper painted the following picture so they would know who was in charge of the Fillies:

J. Gordon Nevers of Edina, who committed \$50,000 of his money last June for the Fillies WBL entry fee, is the team's president, general manager, general partner and chief optimist. Nevers, 45, formerly a pitcher in what was then the Kansas City A's organization, is a longtime University of Minnesota basketball booster. He also remains a partner with three other men, including North Stars Vice President Walter Bush, in the Bloomington-based International Sports Management Corp. Which represents among other athletes, the Vikings Doug Sutherland and former Gopher basketball star Osborne Lockhart. Nevers was also the executive vice-president for a chain of funeral homes from 1961 to 76.



Mr. Nevers was not the only "optimist" on the team, as head coach Dee Hopfenspirger, gave up a lucrative real estate position to accept a \$12,000 a year salary with the Fillies. Even though she could make three times more her love for the game, her belief in Minnesota, and her trust in the future of women's basketball led her to a tough decision.

Her desire was to give the city a fast breaking, tough defensive team that would be entertaining and successful. She felt that when people saw their game they would adopt it. This was what was happening slowly at the University of Minnesota.

Yet for all the optimism, there was also a need for a practical reality to be grasped as Patricia Roberts, a member of the 1976 silver medal Olympic team, reminded everyone.

The WBL's secretary-treasurer and director of licensing, Dave Almstead, understood that with a new unproven league the major networks were not going to get involved. Yet he was hoping and working toward some independent TV networks picking up the league's All-Star game and playoffs.

In another point of optimism the eight-team league was already planning on expansion to the West Coast with possible teams in: Seattle, Phoenix, Denver, Las Vegas, San Diego, San Francisco-Oakland, Anaheim, and Portland.

As for the Minnesota area, the advertising firm Glenn, Kolesar, and Hartwell conducted a survey and came to this conclusion:

After interviewing more than 800 people at the State Fair, downtown Minneapolis and Southdale Shopping Center during the Labor Day weekend, the ad agency concluded that "Roughly six out of seven people interviewed said they would like to see a women's professional basketball game. Four out of five people interviewed said they thought women's professional basketball would succeed here and more than four out of five said they likely would attend at least one to three games.

Mills, whose agency will begin radio and print advertising for the team in early November, said: "Very subjectively, I think this market is pretty liberal and will give it (women's basketball) a chance."

As noted earlier Gordon Nevers was looking for investors, which meant he had to file paperwork. His plan was to sell between 11 and 22 shares @ \$15,000 a share. (\$165,000 - \$330,000). It was known that 3 shares were traded for free rent to George & Gordon Gund, who were the owners of the NHL's Minnesota North Stars & owners of the Metropolitan Sports Center.

These were some of the projected numbers available:

Total Expenses - \$319,380

Player Salaries - \$65,000 (about \$5,000 per player)

Travel & Expenses - \$28,500

Sales, Advertising - \$23,600

Arena Expenses - \$34,000 (tickets, security, and maintenance)

Of course, known expenses were more definite than projected income, but either way the Fillies were on their way.

Currently the Fillies projected they needed to sell 1,500 \$6 season tickets (\$9,000) and 2,000 \$4.50 season tickets (\$9,000). As of October 29, 1978, they had sold 420 season tickets.

Before each team of the WBL had a chance to learn the names of their new teammates there was going to be a league wide controversy. The locker room.

After a lawsuit by several female sports writers to have access to major league baseball players, which they won, the male writers of America were drooling over what was going to happen with the new Women's Basketball League. Would they also have access to the locker rooms?

Each team addressed this issue differently, but for the Fillies they said that after a 5-minute waiting period all writers would have an opportunity to speak with the players. All interviews had to be conducted within a 20-minute window.

Training camp was getting started, when Coach Dee Hopfenspirger realized she was in over her head. Instead of working with high school girls, she was now working with seasoned women who were not only college graduates, but also may have been coaching themselves. In an act of selflessness, instead of fighting the issue and holding onto an historic position, Dee did the honorable thing and resigned. The newspapers claimed the job was consuming too much of her time, but others knew she wanted to get out before she did the Fillies any damage.

This meant that on top of trying to secure financing, Owner/General Manager Gordon Nevers now had to locate a coach quickly. Working in his front office was guard Brenda Chapman, who recommended her Western Kentucky coach, Julia Yeater. So, on November 8th Nevers contacted Julia. Despite her two season mark of 45-17 record at WKU, Julia liked the idea of a female coach on the professional level, so she accepted the job. With her hiring she joined Dayton's Linda Mann, and Milwaukee's Candace Klinzing as the female Head Coaches in the WBL.

Until Julia was able to make arrangements at WKU Nevers said he would assume the coaching duties in preparation for the season. There were only 4 weeks until the season and "Coach" Nevers made sure he focused on fundamentals with his players.

The Fillies signed the 29-year-old Julia Yeater and she knew right away what the future of the league looked like. Stars like Ann Meyers and Carol Blazejowski were not participating as they held out to keep their Olympic amateur status. Yeater knew the league would be great with their presence, if the league still existed after the 1980 Olympics. To the people getting into the WBL, the word "IF" was like the Sword of Damocles hanging over everyone's head. "This will be great, if ..."



Julia Yeater gave up her job as coach at Western Kentucky to guide the Minnesota Fillies of the Women's Professional Basketball League.

Financially the salary Julia would be receiving as a pro coach wasn't equal to her coaching and teaching salary at WKU, but instead she was counting on summer camps. As the coach of a professional team and with up-and-coming young ladies needing training the summer camps would prove to be a lucrative proposition.

While Nevers waited for Yeater's arrival he was enjoying his time as a coach. He was decked out in a bright banana-yellow sweatsuit. As an ex-athlete he didn't want to be the full-time coach, but he was looking forward to making his mark on the team. Before cuts the players seeking spots came from South Carolina, New Mexico, Montana, Kentucky, California, Mississippi, and Minnesota.

As far as diversity goes one player, Gretchen Pinz, was skilled in driving her family's front-end loader for the Pinz sand and Gravel yard, where they created cement. She also had a private pilot's license for the family's Cessna 172.

On November 16 the Fillies travelled to Harmony, Minnesota (135 miles south, near the Iowa border) for an intrasquad scrimmage. 200 people came out to see the Yellow team defeat the Blue team 104-83.

In early December the Fillies were part of a fund raising 36-hour basketball marathon. For 2 hours they had an intrasquad game. They were a part of many units who played ball to raise money for the Cooperating Fund.

On December 9th, as the Milwaukee Does were hosting the Chicago Hustle in the inaugural WBL game in front of 7,824 fans, the Fillies were playing another intrasquad game at Augsburg College, in downtown Minneapolis.

After months of preparation the Fillies were only days away from their home opener on December 15th against Iowa Cornets. The front office was able to get Gretchen Quie, the wife of the Minnesota Governor, Albert Quie, to toss up the first ball. This was a women's league and getting more women involved was important.

It was possible that the Fillies were putting together a strong roster that could contend for a WBL Championship in their first year. This was because early in the history of ALL women's basketball there were usually one or two over-the-top players that could carry a team and the rest were quality role players. For the Fillies the presence of Olympian Patricia Roberts meant they had what they needed for success.

The Race is On!

Hoop it up at the Met December 15 and 17
See the Minnesota Fillies Women's Pro Basketball Team...
you're gonna fall in love with the Fillies.
It's here at first sight! See a new breed of excitement... women's
pro basketball Minnesota Fillies style. High-scoring. Fast-
breaking. Spirited. Emotional. The Minnesota Fillies... excite-
ment with a little lady kick!

Tickets available at Dayton's, Donatsons and Met Sports Center
or call 854-9435

PRICES

Reserved	\$6.00 and \$4.50
General Admission (available at game only)	\$2.00

DISCOUNTS

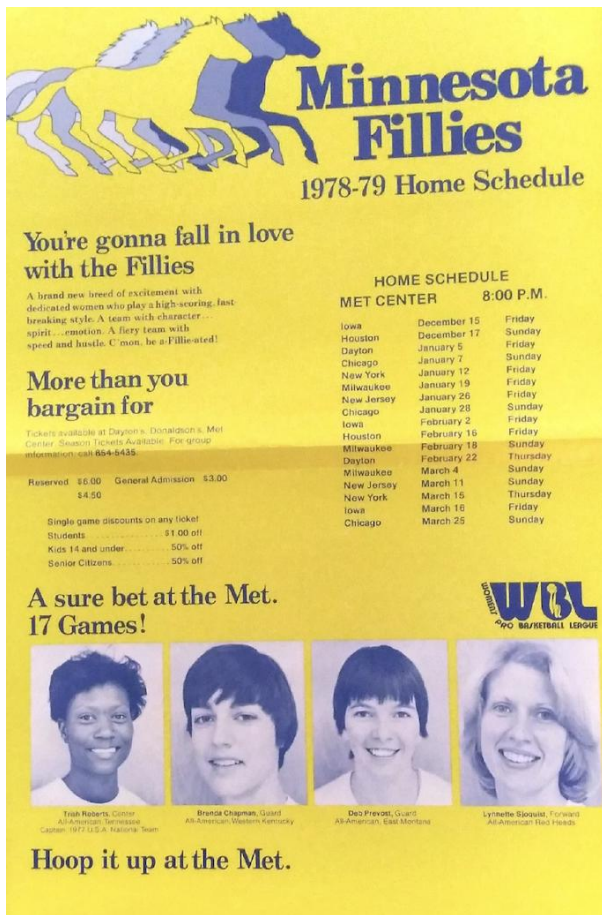
Kids 14 and under and Senior Citizens	50% Off
Students (on city ticket)	\$1.00 Off

A sure bet at the Met
Home Games - Met Sports Center
Iowa - Friday - Dec 15 - 8:00 a.m.
Houston - Sunday - Dec 17 - 7:00 p.m.

Minnesota Fillies
WOMEN'S PRO BASKETBALL

But that all came crashing down on Monday December 10th, five days before the home opener. Ms. Roberts fell during practice and needed a knee operation on Monday the 11th. How vital was Roberts to the Fillies? Gordon Nevers said, "she is our Bill Russell. She'll make us like Russell made the Boston Celtics in the 1960's." After the home opener Nevers made the following statement:

"This isn't a one-game season and when we come back from our road trip in January, you'll see a different team. Trish is capable of scoring 40 or 50 points and it will be us who score 100 or 110 points."



Minnesota Fillies
1978-79 Home Schedule

You're gonna fall in love with the Fillies
A brand new breed of excitement with dedicated women who play a high-scoring, fast-breaking style. A team with character... spirit... emotion. A fiery team with speed and hustle. C'mon, be a Filled!

More than you bargain for
Tickets available at Dayton's, Donaghy's, Met Center. Season Tickets Available. For group information call 864-6438.


Reserved \$6.00 General Admission \$3.00
\$4.50

Single game discounts on any ticket:
Students \$1.00 off
Kids 14 and under 50% off
Senior Citizens 50% off

A sure bet at the Met. 17 Games!

HOME SCHEDULE		MET CENTER		8:00 P.M.
Iowa	December 15	Friday		
Houston	December 17	Sunday		
Dayton	January 5	Friday		
Chicago	January 7	Sunday		
New York	January 12	Friday		
Milwaukee	January 19	Friday		
New Jersey	January 26	Friday		
Chicago	January 28	Sunday		
Iowa	February 2	Friday		
Houston	February 16	Friday		
Milwaukee	February 18	Sunday		
Dayton	February 22	Thursday		
Milwaukee	March 4	Sunday		
New Jersey	March 11	Thursday		
New York	March 15	Friday		
Iowa	March 16	Friday		
Chicago	March 25	Sunday		

WBL
WOMEN'S BASKETBALL LEAGUE



Hoop it up at the Met.

While 6'1" Lynnette Sjoquist was ready to take Patricia's spot, she wasn't an Olympian and she was also suffering from bad knees. Yet not only was Roberts out, but guard Brenda Chapman had a bad ankle, forward Donna Wilson was dealing with arch foot troubles, and guard Deb Prevost had a slipped disc.

The game on Friday evening, December 15th, in the Met. Sports Center, was only the third game in the WBL's history. A very encouraging and curious crowd of 4,102 (the 22nd highest in WBL history) came out to cheer on the women representing the city of Minneapolis. In attendance were sports celebrities Max McGee, the former Green Bay Packer, Bill Brown the former Viking running back, and batting champion Tony Oliva of the Minnesota Twins.

For those who couldn't make it, but wanted to hear the play-by-play the Fillies secured a radio contract with WRRD (formerly WLOL). Of course, there

wasn't much time to advertise or find sponsors, but at least it existed and Gordon Nevers provided the color commentary for this first game.

While the Fillies had played several intrasquad games, this was their first opportunity to play competitively. Their opponent, the Iowa Cornets were able to play two exhibition games in Mississippi against the Chicago Hustle. But the games were now for real and it took a while for players to get over the "opening-game" jitters.

Starting forward Donna Wilson, 21, Gainesville, Fla. rubbed her hands on the pants of her warm-up suit as she waited for the game to start. "My hands are sweaty and my stomach has butterflies," she said. "I've got to stop this I'm so scared."

"I don't want to get too excited, I'll get too nervous, said Deb Prevost, a 5'7" guard from Eastern Montana College. She smiled, "But I'm jumping inside waiting to get out there."

The Fillies had an 18-16 first quarter lead, but a 13-2 burst by the Cornets led to a 33-18 2nd quarter which gave Iowa a 49-36 half-time lead.

With several players hobbling the Fillies kept fighting, because it wasn't until the last four minutes of the game that Iowa coach, Rod Lein, finally felt comfortable. The Fillies ended up losing 103-81. Their leading scorer was Brenda Chapman with 23 points and Donna Wilson came through with 20. The Cornets had five players with double figures with Joan Uhl's 22 leading the way. Rhonda Penquite had 13 rebounds to go with 14 points.

Minnesota Fillies																Team Ge
Name	No.	Min	FGM	FGA	FTM	FTA	OFR	DFR	Tot Rb	Ast	PF	St	TO	BS	Pts	
Chapman, Brenda	15		7		9	13			0						23	
Cooper, Accronetta	33		1		0	0			0						2	
Engle, Cheryl	24		1		0	0			0						2	
Jackson, Peggy	12	14	2	7	4	6	6	1	7	0	3	0	1	0	8	
Kocurek, Marie	42	Name not in Newspaper														
Koopman, Carol	25		2		0	0			0						4	
Michaelson, Maren	21	12	1	1	0	0	1	1	2	1	1	0	3	0	2	
Morrish, Mary	53	12	0	0	1	2	2	1	3	2	0	0	0	0	1	
Prevost, Deb	10	45	6	19	0	0	2	9	11	2	4	0	4	0	12	
Sjoquist, Lynette	55		2		1	1			0						5	
Wilson, Donna	11		8		4	7			0						20	
Wilson, Laurie	13		1		0	0			0						2	
Adjustment		157		63				38	38		11					
Totals		240	31	90	19	29	11	50	61	5	19	0	8	0	81	
			FG%	34.4%	FT%	65.5%	Team Rebs									

Iowa Cornets																Team Ge
Name	No.	Min	FGM	FGA	FTM	FTA	OFR	DFR	Tot Rb	Ast	PF	St	TO	BS	Pts	
Alt, Suzanne	42	Name not in Newspaper														
Bolin, Molly	30		1		1	2			0						3	
Drawing, Doris	50		4		0	0			0						8	
Green, Anita	12		6		0	2			0	9					12	
Hawkins, Kathy	14		0		0	0			0						0	
Kunzmann, Connie	44		4		1	2			0						9	
Penquite, Rhonda	32		5		4	4		13	13						14	
Rutter, Nancy	34		0		1	2			0						1	
Sharps, Denise	20		8		2	2			0						18	
Thomas, Debra	40		3		0	0			0						6	
Tucker, Robin	10		5		0	0			0						10	
Uhl, Joan	22		9		4	6			0						22	
Adjustment		240		97				54	54		20					
Totals		240	45	97	13	20	0	67	67	9	20	0	0	0	103	
			FG%	46.4%	FT%	65.0%	Team Rebs									

After the game, and after Coach Yeater had spoken with the team, several Minnesota players undressed by taking off their shoes in front of the male and female reporters. The Iowa coach allowed reporters in right away, with no problems.

Coach Yeater said the crowd was "about what I expected. I think we'll draw better when we play Sunday."



The next day, December 16th, the Fillies officially signed Marie Kocurek who would be available to play on Sunday.

The Fillies didn't have long to think about their first loss as the Houston Angels were coming into Minnesota for a game on Sunday, December 17th. The Angels came in after defeating the Dayton Rockettes, 90-82 behind 30 points and 22 rebounds from Belinda Candler.

The Rockettes, like the Fillies, also lost their best player, 6'4" Sheila Patterson. Ms. Patterson went down with a knee injury after a 15 point and 18 rebound performance, which included 11 offensive rebounds. Very early on the WBL was shaping up to be a league of uncertainty as who could stay the healthiest might be the best.

Coach Yeater was probably shocked to only see 1,406 come out to the Met. Sports Center to watch the Angels take a 29-12 first quarter lead. The teams played even as the Fillies could only cut off one point of the lead to trail 51-35 at the half.

To try and stay in the game Coach Yeater unleashed her former Western Kentucky guard, Brenda Chapman. Brenda would end up with 17 field goals and 9 of 11 from the line to establish a WBL scoring record of 43 points. But the Fillies couldn't overcome the 38-23 3rd quarter by the Angels for an 89-58 lead. Nor could they overcome a 51-28 rebound advantage and 54% shooting. The final score of 111-85 had Chapman with more than 50% of the team's points.



Photo for The Star by David Brewster
The Minnesota Fillies' Laurie Wilson battled Cynthia Washington of the Houston Angels for a loose ball during last night's Women's Basketball League game at Met Center. Brenda Chapman scored 43 points for Minnesota, but Houston won 111-85. Details: Page 12B.

For the Fillies, along with Chapman's 43 points, the unrelated Wilsons, Donna & Laurie, had 14 and 10 points respectively. The Angels had seven players with double figures with none higher than 14.

Minnesota Fillies																Team Ge
Name	No.	Min	FGM	FGA	FTM	FTA	OFR	DFR	Tot Rb	Ast	PF	St	TO	BS	Pts	
Chapman, Brenda	15		17		9	11			0						43	
Cooper, Accronetta	33		0		0	0			0						0	
Engle, Cheryl	24		0		1	2			0						1	
Jackson, Peggie	12		0		0	0			0						0	
Kocurek, Marie	42		2		5	7			0						9	
Koopman, Carol	25		0		3	5			0						3	
Michaelson, Maren	21	1	0	0	0	0	0	0	0	0	1	0	0	0	0	
Morrish, Mary	53		0		0	0			0						0	
Prevost, Deb	10		0		0	0			0						0	
Sjoquist, Lynnette	55		2		1	2			0						5	
Wilson, Donna	11		5		4	5			0						14	
Wilson, Laurie	13		5		0	0			0						10	
Adjustment		239		71				28	28		21					
Totals		240	31	71	23	32	0	28	28	0	22	0	0	0	85	
			FG%	43.7%	FT%	71.9%		Team Rebs								

Houston Angels																Team Ge
Name	No.	Min	FGM	FGA	FTM	FTA	OFR	DFR	Tot Rb	Ast	PF	St	TO	BS	Pts	
Auhlenbacher, Karen	11		5		2	3			0						12	
Brockhage, Bobbi	50	Did Not Travel														
Bubrig, Patty	33		3		2	3			0						8	
Candler, Belinda	24		3		5	6			0						11	
Chapman, Vicky	22		6		2	2			0						14	
Dobson, Gail	25		0		2	4			0						2	
Holleyman, Glenda	20		2		4	4			0						8	
Johnson, Pat	45		1		7	8			0						9	
Jones, Belinda	23		5		3	4			0						13	
Kenlaw, Jessie	40		5		2	4			0						12	
Mayo, Paula	10		4		2	2			0						10	
Mosley, Dolly	14		1		0	0			0						2	
Washington, Cynthia	15		2		6	9			0						10	
Adjustment		240		69				51	51		26					
Totals		240	37	69	37	49	0	51	51	0	26	0	0	0	111	
			FG%	53.6%	FT%	75.5%		Team Rebs								

An assessment from the Minneapolis Star said the following:

It looks like a long hard road for the Fillies' pro women's basketball team. They are not as skillful or as entertaining as the Gopher women, who are quicker and shoot better. The Fillies are like a YWCA team. They bring the ball down, pass once, shoot and scramble for loose balls and rebounds.

The problem is simply that women's pro basketball is ahead of its time. It will come all right. But just as in golf and tennis, it will come when the players develop outstanding skills. Youth and high school girls' programs in most states are just beginning to turn out well-coached players, who are just showing up in colleges.

Brenda Chapman is the lone outstanding Fillies player. She can shoot, handle the ball and run the team, and she works incredibly hard. But after that, there's not much else. When all pro women players are as good as Chapman or better, a pro league will make it.



The few days of practice before the Fillies' first road game helped as the (0-2) Fillies figured out their roles. The Thursday December 21st game was against the (1-1) Milwaukee Does and was played at the Milwaukee Arena in front of 678 fans. The Does, who lost the first WBL game 92-87, had beaten the Dayton Rockettes, 117-93 on the 17th.

This was the Does third home game and the attendance and dropped from 7,824 to 1,561 to 678 in just 12 days. The fact that the two teams could only put up 23 points in the first quarter didn't make for an attractive product. For the Fillies this was the 3rd game in a row they couldn't crack 20 first quarter points (18, 12, 11).


Minnesota didn't do much better in the 2nd quarter as they put up 19 to get to 30, with Brenda Chapman scoring 15. But the Does, who fired their first coach Candace Klinzing, after the home opener brought in a coach who emphasized scoring, George Nicodemus. Yet George was also a victim of the WBL coaching carousel as he had been fired by the Iowa Cornets after two exhibition games.

Coach Nicodemus' high-powered offense generated 14 2nd quarter points to get the team to 26. The fact that the Does shot 13.6% in the first quarter and 19.1% for the first half didn't help. This exciting Fillies-Does game was 30-26 – at the half! In a new league records were constantly being established and later broken. Today two records were set in the first half. The 26 points by one team was never broken and the two-team record for futility of 56 points also lasted all three years.

The half-time talks must have inspired each team as they almost doubled their point totals with the Fillies putting up 26 and the Does 24 for a 56-50 3rd quarter lead. The Fillies achieved their first victory with an 83-69 final score. They did this by holding the Does to a 25.3% shooting percentage from the floor.

The (1-2) Fillies were led by Brenda Chapman's 27, but the next top scorer was a surprise as Carol Koopman came through with 22. In the first two games Carol contributed four points and three points. But her 9 of 16 from the floor and collecting 10 rebounds in 39 minutes made a huge impact. Donna Wilson was establishing herself as a major player as she had 10 assists and nine rebounds along with 12 points.

The (1-2) Does were led by Joanie Smith's 21 points on 6 of 21 from the floor and 12 points from Kathy DeBoer, as the only players with double figures.



Minnesota Fillies																Team Game #	
Name	No.	Min	FGM	FGA	FTM	FTA	OFR	DFR	Tot Rb	Ast	PF	St	TO	BS	Pts	Eff Rat	
Chapman, Brenda	15	47	9	23	9	11		6	6	6	2	2	4	2	27	0.915	
Cooper, Accronetta	33	4	0	1	3	4		3	3	0	3		1	1	3	1.250	
Engle, Cheryl	24	10	0	1	0	0		3	3	1	1	1			0	0.600	
Jackson, Peggy	12	17	2	4	1	3		6	6	1	1	1	2		5	0.706	
Kocurek, Marie	42	Name not in Newspaper															
Koopman, Carol	25	39	9	16	4	4		10	10	2	1	1	3	1	22	0.872	
Michaelson, Maren	21	7	1	3	2	4		0	0	2	2	0	1	0	4	1.000	
Morrish, Mary	53	21	3	3	0	0		3	3	1	5		4	1	6	0.333	
Prevost, Deb	10	3	0	0	0	0		0	0	0	2	0	2	0	0	-0.667	
Sjoquist, Lynette	55	15	0	0	0	0		3	3	1	5		3		0	0.133	
Wilson, Donna	11	41	6	15	0	0		9	9	10	5	4	3		12	1.024	
Wilson, Laurie	13	36	1	4	2	4		4	4	1	2		2	2	4	0.222	
Adjustment							12	-12									
Totals		240	31	70	21	30	12	35	47	25	29	9	25	7	83	0.683	
			FG%	44.3%	FT%	70.0%	Team Rebs										
Special Notes:																	
Part of 2-Team record for fewest points in a half - 56 (26 + 30)																	

Milwaukee Does															Team Game #	
Name	No.	Min	FGM	FGA	FTM	FTA	OFB	DFB	Tot Rb	Ast	PF	St	TO	BS	Pts	Eff Rat
Booker, Gerry	24	26	1	13	5	10		13	13	0	1	3	4		7	0.731
Conlin, Terry	44	Name not in Newspaper														
DeBoer, Kathy	13	28	6	15	0	0		8	8	0	3	1	2	2	12	0.679
Dennis, Brenda	10	36	2	10	0	0		4	4	10	1	2	3		4	0.750
Ellis, Cindy	25	8	0	4	0	0		0	0	1	0		2		0	0.000
Fuller, Jan	28	15	2	7	0	0		3	3	0	3		1		4	0.400
Gehrke, Lynda	33	23	0	6	0	0		1	1	1	4	2	1		0	0.174
Hostert, Barb	6	13	4	8	0	0		0	0	0	3	1	2		8	0.538
Keeley, Marguerite	31	32	1	1	5	6		4	4	0	3	1	1		7	0.344
Lundberg, Cindy	32	19	1	6	4	4	2	3	5	0	3	2	1	1	6	0.632
Smith, Joanie	1	40	6	21	9	13		5	5	3	4	2	3		21	0.775
Zweig, Doris	15	Name not in Newspaper														
Adjustment							22	-22								
Totals		240	23	91	23	33	24	19	43	15	25	14	20	3	69	0.567
			FG%	25.3%	FT%	69.7%	Team Rebs									
Special Notes:																
Set record for fewest points in a half - 26																
Part of 2-Team record for fewest points in a half - 56 (26 + 30)																

Even though the Fillies were going to play three games on the road, they were able to travel back to Minnesota to enjoy a quick Christmas holiday. For many players not having Christmas off reminded them they were now professionals and no longer in college. Yet for the Fillies their next game, in Houston, wasn't until December 28th.

A December 25th article in the Tampa Tribune appeared about Coach Julia Yeater, whose father was a prominent person in the north Tampa area. At this point Julia was a novelty as the only women's head coach in the women's pro league. The two others had been fired – Milwaukee's Candace Klinzing after one game and Dayton's Linda Mann after two games. Therefore, Yeater making it through three games and retaining her job was impressive.

The Tampa article emphasized that Minnesota was a hot bed for high school girl's basketball as some 17,000 girls play on 504 teams. The last Minnesota state tournament drew 50,000 and brought in \$113,000.

But at this time the focus was on Coach Yeater who grew up in Leavenworth, Kansas and taught and coached high school 60 miles from Kansas City in Osawatomie, Ks. She was also responsible for Phys. Ed., basketball, volleyball, track, drill team, and cheerleaders. So, accepting the Western Kentucky job was a relief to her. Yet after a successful two years she saw the chance to get in on the ground floor of the pros was something she had to jump on. She was thankful that the players were fairly compensated with between \$3,000 – \$8,000. Yet she also knew several had to take 2nd jobs which added to their personal growth and maturity as young adults. She liked the enthusiastic, but professional attitude of her current players.

With a strong defensive effort and a victory under their belt the (1-2) Fillies travelled to Houston to take on the (3-1) Houston Angels. A team who lost their home opener to Chicago 88-86 and barely beat Milwaukee 96-90 two nights later.

The timing was right for the Fillies as the Angels' leading scorer Belinda Candler (19.0) was out with an ankle injury. But her 19 per game was no match for the league's leading scorer, Brenda Chapman, who was averaging 31 points per game.

The Thursday December 28th game was played at the Astro Arena, a 6,50 seat annex to the famous Astrodome. A crowd of 1,622 came out to check out their newest team in town. The Fillies finally found their shooting stroke as they took a 25-20 1st quarter lead and held it at the half, 42-38, behind 17 from Chapman and a 29-23 rebound advantage.

The half time speech by Houston's Coach Don Knodel motivated the Angels to come out and play harder. The Fillies were unable to get the ball inside and Chapman's outside shot dried up. The Fillies were outscored 24-15 and 26-16 in the second half. The 88-73 drubbing brought the Fillies record to 1-3.

As usual Brenda Chapman carried the team with 27 on 12 of 19 from the floor. Carol Koopman was next high with 11, but could only hit 3 of 13 from the floor as she also grabbed 12 rebounds. Donna Wilson's 13 rebounds and seven assists helped the team.

For the (4-1) Houston Angels they were led by Vicky Chapman (no relation to Brenda) who had 15, while Karen Auhlenbacher, Paula Mayo and Glenda Holleyman all had 14 points each.

Minnesota Fillies															Team Game #	
Name	No.	Min	FGM	FGA	FTM	FTA	OFR	DFR	Tot Rb	Ast	PF	St	TO	BS	Pts	Eff Rat
Chapman, Brenda	15	45	12	19	3	3		6	6	6	1				27	1.000
Cooper, Accronetta	33	Name Not in Newspapers														
Engle, Cheryl	24	3	0	1	0	0		0	0	0	0				0	0.000
Jackson, Peggie	12	9	1	5	1	2		3	3	0	0				3	0.667
Kocurek, Marie	42	24	3	8	4	4		7	7	0	6				10	0.708
Koopman, Carol	25	39	3	13	5	5		12	12	0	2				11	0.590
Michaelson, Maren	21	Name Not in Newspapers														
Morrish, Mary	53	3	0	0	0	0		0	0	0	0				0	0.000
Prevost, Deb	10	15	1	4	0	1		2	2	0	2				2	0.267
Sjoquist, Lynnette	55	24	1	4	2	2		3	3	0	4				4	0.292
Wilson, Donna	11	42	3	16	0	0		13	13	7	3				6	0.786
Wilson, Laurie	13	36	5	9	0	1		8	8	1	4				10	0.556
Adjustment																
Totals		240	29	79	15	18	0	54	54	14	22	0	0	0	73	0.646
			FG%	36.7%	FT%	83.3%		Team Rebs								

Houston Angels															Team Game #	
Name	No.	Min	FGM	FGA	FTM	FTA	OFR	DFR	Tot Rb	Ast	PF	St	TO	BS	Pts	Eff Rat
Auhlenbacher, Karen	11	36	6	15	2	2		3	3	4	0				14	0.694
Brockhage, Bobbi	50	Name Not in Newspapers														
Bubrig, Patty	33	17	1	1	0	0		2	2	1	2				2	0.353
Candler, Belinda	24	Injured														
Chapman, Vicky	22	26	6	13	3	3		7	7	2	1				15	1.000
Dobson, Gail	25	1	0	1	0	0		0	0	1	0				0	2.000
Holleyman, Glenda	20	26	4	10	6	6		9	9	1	3				14	0.962
Johnson, Pat	45	18	3	11	3	4		4	4	0	2				9	0.722
Jones, Belinda	23	24	1	7	0	0		1	1	0	0				2	0.125
Kenlaw, Jessie	40	22	1	5	2	6		8	8	0	4				4	0.545
Mayo, Paula	10	42	6	21	2	4		14	14	0	4				14	0.667
Mosley, Dolly	14	9	1	4	1	2		1	1	1	0				3	0.667
Washington, Cynthia	15	19	5	9	1	1		3	3	2	1				11	0.947
Adjustment													28			
Totals		240	34	97	20	28	0	52	52	12	17	0	28	0	88	0.567
			FG%	35.1%	FT%	71.4%	Team Rebs									

After two games against the Angels Minnesota owner Gordon Nevers demanded a league meeting, because he thought Houston was playing too rough. The Angels' offense was designed with a lot of picks and cuts to get easy layups or 10 footers. To Nevers he said this wasn't a game of roller derby. After these accusations the Angels began calling themselves the "Houston Muggers." (Oh, Nevers' meeting never materialized.)

After the visit to Houston, the (1-3) Fillies took off for New Jersey to face the (1-2) Gems. The Dunn Sports Complex was the home of the Gems where they had 1,924, in an arena that seats 7,257, for a home opening loss to Chicago. The Gems' next game, a win against Dayton, drew only 816 and this Saturday December 30th game with the Fillies would draw only 250. Many local New Jersey people felt the Gems would have trouble, because Elizabeth, New Jersey was even worse than Newark, New Jersey and people are afraid to go there, because of the crime.

A lack of newspaper support in the New Jersey area was evident quickly as locating information about most Gems' game was difficult.

The Fillies took a lead of 40-38 at the half, and stayed in control until there was 5:25 left, when the Gems took the lead for good. So even though the Fillies forced 42 Gems turnovers they still lost 84-77. Brenda Chapman led the way with 25 points and Carol Koopman scored nine, but the other 43 points are difficult to trace.



As for the (2-2) Gems only eight points were missing as Wanda Szeremeta had 24, while Gail Tatterson and Sue Martin had 19 each to lead the team.

Minnesota Fillies																Team Ga
Name	No.	Min	FGM	FGA	FTM	FTA	OFR	DFR	Tot Rb	Ast	PF	St	TO	BS	Pts	
Chapman, Brenda	15								0						25	
Cooper, Accronetta	33	7	0	4	0	0	0	1	1	1	0	0	0	0	0	
Engle, Cheryl	24								0						0	
Jackson, Peggie	12								0						0	
Kocurek, Marie	42								0		6				0	
Koopman, Carol	25								0						9	
Michaelson, Maren	21								0						0	
Morrish, Mary	53	13	1	4	2	2	1	2	3	3	2	1	0	0	4	
Prevost, Deb	10	28	1	7	2	5	3	1	4	3	4	2	4	0	4	
Sjoquist, Lynnette	55								0						0	
Wilson, Donna	11								0						0	
Wilson, Laurie	13								0						0	
Adjustment		192											21		35	
Totals		240	2	15	4	7	4	4	8	7	12	3	25	0	77	
			FG%	13.3%	FT%	57.1%		Team Rebs								

New Jersey Gems																Team Ga
Name	No.	Min	FGM	FGA	FTM	FTA	OFR	DFR	Tot Rb	Ast	PF	St	TO	BS	Pts	
Bistromowitz, Jo-Ellen	3								0						0	
Burdick, Randi	21								0						12	
Canning, Peggy	12	Name Not in Newspapers								0						0
Hayek, Mary Jean	19	3	1	1	0	2	0	0	0	0	1	0	0	0	2	
Johnson, Tanya	22								0						0	
Martin, Sue	13								0						19	
Mason, Debbie	11								0						0	
Roelich, Debra	15								0						0	
Solano, Kathy	20								0						0	
Szeremeta, Wanda	23								0						24	
Tatterson, Gail	33								0						19	
Adjustment		237											42		8	
Totals		240	1	1	0	2	0	0	0	0	1	0	42	0	84	
			FG%	#####	FT%	0.0%		Team Rebs								

This was the 19th WBL game played and the last one for 1978. The WBL standings were:

EASTERN	W	L	Pct	GB	WESTERN	W	L	Pct	GB
Houston	4	1	.800	-----	Iowa	4	0	1.000	---- ***
New Jersey	2	2	.500	1.5	Chicago	5	1	.833	----
Dayton	2	3	.400	2.0	Minnesota	1	4	.200	3.5
New York	0	3	.000	3.0	Milwaukee	1	5	.167	4.0 ***

*** A protested game was under review & would be replayed.

A large and long Minneapolis Star article first reported the lack of support with a headline that said: FANS ONLY DRIBBLE IN FOR FILLIES.

Yet this was expected as the league was gaining traction and people were trying to compare the WBL to the NBA. But in reality the players just wanted to be recognized as athletes that compete hard.

The focus then switched to Gordon Nevers and his enthusiastic background in sports. This included reaching baseball Triple A level before he quit. He currently had 11 investors who paid \$15,000 each to help run the team. With a desire to always improve the team Nevers made the players aware that their place on the team was always precarious. He told them new players could be brought in at any time. In fact, another player from Western Kentucky arrived recently, a 23 year old point guard named Linda Howard, who was brought in to run the team.

Despite this uncertainty, the players who were from all over the country, supported each other during difficult times. For almost all of them they understood this opportunity was a dream come true.

The Fillies had several days to adjust and get ready for the (3-3) Dayton Rockettes. This was another team that had fired its female coach, Linda Mann, after she lost her first two games. Was this the right thing to do? According to the Dayton players, yes and it wasn't just because they were 3-1 under 24 year old Tom Griffey.


The Race is On!
Hoop it up at the Met January 5 and 7
See the Minnesota Fillies Women's Pro Basketball Team... you're gonna get in love with the Fillies.
It's new at first sight! See a new breed of excitement... women's pro basketball Minnesota Fillies style. High-scoring. Fast-breaking. Spirited. Emotional. The Minnesota Fillies... excitement with a little lady touch!
Tickets available at Dayton's, Donations and Met Sports Center or call 854 5435

PRICES
Reserve \$8.00 and \$4.00
General Admission (available at game only) \$3.00

DISCOUNTS
Kids 14 and under and Senior Citizens 50% Off
Students (on any ticket) \$1.00 Off

A sure bet at the Met
Home Games Met Sports Center
Dayton Friday Jan. 5 8:00 p.m.
Chicago Sunday Jan. 7 7:00 p.m.

Minnesota Fillies
WOMEN'S PRO BASKETBALL



Staff Photo by Mike Zerby
Marie Kocurek, recently signed by the Minnesota Fillies, shot over Dayton's Angela Scott in a game at the Met Sports Center Friday night. Dayton won 107-99.

The Fillies again spent money on a newspaper ad announcing the next two games which were on Friday and Sunday.

On Friday January 5th 1,987 fans came out to watch the Fillies and Rockettes battle to a 23-23 1st quarter tie. Minnesota then added 31 to take a 54-51 half time lead. But the 3rd quarter proved to be the Fillies downfall as they were outscored by seven. In the end the Fillies fell to 1-5 with a 107-99 defeat.

Brenda Chapman was the one bright light as she scored 30, but it took her 30 shots. Donna Wilson added 19 points, along with six rebounds. Marie Kocurek was starting to feel comfortable as she added 17.

For Dayton, Vivian Greene put up 32 shots and scored 40 points, along with pulling down nine rebounds. Both Patti Bucklew and Denise Craig pulled down 14 rebounds each as Dayton now had a four-game winning streak and a 4-3 record.

Minnesota Fillies															Team Ga
Name	No.	Min	FGM	FGA	FTM	FTA	OFR	DFR	Tot Rb	Ast	PF	St	TO	BS	Pts
Chapman, Brenda	15		12	30	6	7		7	7	3	2				30
Cooper, Accronetta	33	Name Not in Newspapers													
DeLorme, Scooter	32		2	5	7	12		7	7		5				11
Engle, Cheryl	24	Name Not in Newspapers													
Jackson, Peggy	12		1	1	1	2		5	5		0				3
Kocurek, Marie	42		7	11	3	4		5	5		5				17
Koopman, Carol	25		4	12	1	4		7	7	3	2				9
Michaelson, Maren	21	Name Not in Newspapers													
Morrish, Mary	53	2	0	0	0	0	0	1	1	0	0	0	3	0	0
Sjoquist, Lynnette	55	13	2	3	0	0	2	2	4	1	3	0	0	0	4
Wilson, Donna	11		8	16	3	7		6	6	4	2				19
Wilson, Laurie	13	17	3	5	0	0	0	3	3	2	1	0	3	0	6
Adjustment		208													
Totals		240	39	83	21	36	2	43	45	13	20	0	6	0	99
			FG%	47.0%	FT%	58.3%		Team Rebs							
Special Notes:															
Dayton Daily - said that Trish Roberts was the coach for this game															
Probably an error - I wonder if Julia Yeater was ejected this game															

Dayton Rockettes															Team Ga
Name	No.	Min	FGM	FGA	FTM	FTA	OFR	DFR	Tot Rb	Ast	PF	St	TO	BS	Pts
Bucklew, Patti	40		7	14	2	2		14	14		4				16
Craig, Denise	10		4	8	3	4		14	14		5				11
Franklin, Connie	25	Name not in Newspaper													
Greene, Vivian	24		16	32	8	9		9	9		4				40
Holman, Joy	3	Name not in Newspaper													
McKenzie, Michelle	20		2	4	0	0		1	1		3				4
Payne, Felicia	21		0	0	0	0		2	2		0				0
Pitts, Brenda	14		1	1	0	1		0	0		2				2
Scott, Angela	23		5	12	3	4		8	8		3				13
Tomich, Vonnie	5		8	14	5	5		3	3	3	2				21
Adjustment		240								3					
Totals		240	43	85	21	25	0	51	51	6	23	0	0	0	107
			FG%	50.6%	FT%	84.0%		Team Rebs							

The next day the Fillies announced that they had traded guard Deb Prevost and a 3rd round draft pick in the 1979 draft to the Milwaukee Does for forward Cindy Lundberg and guard/forward Terri Conlin.

After five games Ms. Prevost had produced 16 points and 15 rebounds. In seven games Ms. Lundberg had produced 23 points and 6 rebounds. Ms. Conlin played in two games for a total of four minutes and one of those games was not against Minnesota. In the early years of the WBL it was difficult to understand why certain trades were made.

Lundberg did play at Eastern Kentucky State, so it was possible Coach Yeater had seen what she could do in college. Conlin was 5'10" and from University of Michigan.

In the midst of a three-game losing streak the Fillies weren't sure which Chicago Hustle team was coming to Minnesota. The one that started off 5-1, or the team that had just lost to the 0-3 New York Stars.

The January 7th, Sunday crowd of 1,232 was below the average of 3,500 the Fillies needed, but that didn't matter as they were all treated to an exciting game. The (1-5) Fillies came out and took a 22-17 first quarter lead, which became a 44-44 tie at the half. The Fillies' third quarter woes continued as they fell behind 70-65. Their 4th quarter comeback fell short as they got to within 88-84 with 90 seconds left. Yet at the end the Fillies lost their fourth in a row, 94-90.

Despite the loss the Fillies were beginning to solidify their core lineup as Marie Kocurek had 25, Chapman had 21, and Donna Wilson had 18. The Hustle had five players in double figures with Debby Waddy-Rossow scoring 19 and Tesa Duckworth adding 18.

Minnesota Fillies																Team Game #	
Name	No.	Min	FGM	FGA	FTM	FTA	OFR	DFR	Tot Rb	Ast	PF	St	TO	BS	Pts	Eff Rat	
Chapman, Brenda	15	40	9	19	3	5	5	5	10	1	2	2	8	0	21	0.675	
Cooper, Accronetta	33	3	0	1	0	0	0	0	0	0	0	0	0	0	0	0.000	
DeLorme, Scooter	32	38	1	3	5	7	0	2	2	11	3	5	6	0	7	0.789	
Engle, Cheryl	24	15	1	6	2	2	2	5	7	0	4	0	1	0	4	0.667	
Jackson, Peggy	12	4	0	1	0	0	2	0	2	0	0	0	0	0	0	0.500	
Kocurek, Marie	42	26	12	17	1	2	5	7	12	1	5	0	4	0	25	1.346	
Koopman, Carol	25	17	2	5	1	2	4	1	5	0	3	1	0	0	5	0.647	
Michaelson, Maren	21	Name Not in Newspapers															
Morrish, Mary	53	6	0	1	0	0	0	0	0	1	0	0	0	0	0	0.333	
Sjoquist, Lynette	55	25	2	3	0	0	3	4	7	2	5	1	3	0	4	0.520	
Wilson, Donna	11	43	8	16	2	2	1	5	6	0	4	6	2	0	18	0.651	
Wilson, Laurie	13	23	2	9	2	3	1	2	3	0	0	0	1	0	6	0.348	
Totals		240	37	81	16	23	23	31	54	16	26	15	25	0	90	0.692	
			FG%	45.7%	FT%	69.6%		Team Rebs	6								

Chicago Hustle																Team Game #	
Name	No.	Min	FGM	FGA	FTM	FTA	OFR	DFR	Tot Rb	Ast	PF	St	TO	BS	Pts	Eff Rat	
Digitale, Sue	21	43	2	8	12	17	1	3	4	2	5	0	0	0	16	0.558	
Duckworth, Tesa	44	28	7	12	4	9	0	3	3	0	4	1	1	0	18	0.750	
Easterling, Rita	15	DNP - Injured															
Fincher, Janie	10	30	7	13	2	2	2	1	3	2	4	2	5	0	16	0.667	
Galloway, Liz	31	41	4	11	2	2	1	11	12	4	2	6	0	0	10	0.878	
Logan, Karen	4	37	2	8	1	2	1	4	5	4	2	2	2	0	5	0.486	
Peppler, Mary Jo	8	11	0	0	2	2	0	4	4	4	1	0	3	0	2	1.000	
Rainey, Sandra	23	Name not in Box Score															
Stachon, Toni	14	22	4	4	0	0	1	3	4	1	1	0	0	0	8	0.636	
Waddy-Rossow, Debby	25	28	9	15	1	2	0	4	4	1	5	3	0	0	19	1.000	
Totals		240	35	71	24	36	6	33	39	18	24	14	11	0	94	0.717	
			FG%	49.3%	FT%	66.7%		Team Rebs	2								

The Fillies had one more chance on this three-game homestand to get a victory. With a 1-6 record the thought of dismissing Coach Yeater had to be running through Gordon Nevers head, but he didn't pull the trigger. Instead, the team realized what they were missing most was . . . Cheerleaders!



Was it possible that Gordon thought the success of the Houston Angels was because of their male cheerleaders the Guardian Angels and felt that the Fillies were doing poorly, because they lacked cheerleaders? The plea went out, but they probably wouldn't be assembled for the Friday January 12th game against the (2-4) New York Stars.

The Stars were coming in from Houston where they had lost the night before, 96-82. But the Stars were upbeat as they had beaten the 5-2 Hustle and the 4-1 Iowa Cornets just this last week.

A small crowd of 811 came out to the Metropolitan Sports Center to watch the Fillies fall behind 20-14. A stronger 2nd quarter had them tied at the half 43-43. But this game was going to be different than the past as the Fillies stayed within two, 72-70 after three quarters. In the end their 26-18 fourth quarter gave them their second victory, 96-90.

Leading the way was Brenda Chapman with 23 and Donna Wilson scoring 21. Marie Kocurek had 16 points before she fouled out for the third time in 5 games. The Stars were led by their dynamic duo of center Althea Gwyn with 29 and guard Janice Thomas with 21.

Minnesota Fillies																Team G
Name	No.	Min	FGM	FGA	FTM	FTA	OFR	DFR	Tot Rb	Ast	PF	St	TO	BS	Pts	
Chapman, Brenda	15								0						23	
Cooper, Accronetta	33	Name not in Newspaper														
DeLorme, Scooter	32								0						7	
Engle, Cheryl	24								0						6	
Jackson, Peggy	12	Name not in Newspaper														
Kocurek, Marie	42								0	6					16	
Koopman, Carol	25								0						3	
Lundberg, Cindy	10								0						7	
Morrish, Mary	53	Name not in Newspaper														
Sjoquist, Lynette	55								0						11	
Wilson, Donna	11								0						21	
Wilson, Laurie	13	7	1	2	0	0	0	0	0	0	0	2	2	0	2	
Adjustment		233									14					
Totals		240	1	2	0	0	0	0	0	0	20	2	2	0	96	
			FG%	50.0%	FT%	#DIV/0!	Team Rebs									

New York Stars																Team Ga
Name	No.	Min	FGM	FGA	FTM	FTA	OFR	DFR	Tot Rb	Ast	PF	St	TO	BS	Pts	
Arturi, Lynn	23								0						6	
Bailey, Darlene	11								0						2	
Fletcher, Carmen	30								0						0	
Geils, Donna	21	Injured - Ankle														
Gross, Maria	12								0						4	
Gwyn, Althea	31								0						29	
Howard, Barbara	13								0						0	
Melbourne, Mara	24								0						4	
Novarr, Harriet	15	4	1	1	0	0	1	2	3	0	2	0	0	0	2	
Thomas, Janice	10								0						21	
Young, Faye	22								0						6	
Young, Kaye	20								0						16	
Adjustment		236								23						
Totals		240	1	1	0	0	1	2	3	0	25	0	0	0	90	
			FG%	100.0%	FT%	#DIV/0!	Team Rebs									

The genius and convenience of the Midwest Division of the WBL was the reasonable proximity of the four teams. The driving time for each of these cities was as follows: Minneapolis to Des Moines 3:30, to Milwaukee 4:48, and to Chicago 6:10. How often did the four teams fly or were most trips by car? But in January in the Midwest there was almost a guarantee of snow. And lots of it. The next Fillies game was in Des Moines, Iowa.

Even though the Cornets were about to play back-to-back "home games," their Saturday home game was in Cedar Falls, Iowa. The Cornets versus Chicago Hustle game only drew 241 people because of a huge snowstorm. Even though Cedar Falls and Des Moines are only two hours apart it took the Cornets 5.5 hours to travel. When they arrived for their "home game" at 1:10, the game was pushed back to 2 pm. The Fillies were in better shape to be the home team.


That day 1,042 braved the elements to cheer on their Cornets. To the local newspaper only 300-400 people showed up.

The tired and stiff (5-2) Cornets were ripe for the picking, if the Fillies could take advantage of the opportunity. Minnesota jumped ahead 29-26 and then widened it to 54-46 at the half behind 26 points from Brenda Chapman. Brenda brought her league leading 29-point average into the game and hit 9 of 15 from the field and 8 of 11 free throws.

In the third quarter the Fillies held the lead until there were only 52 seconds left when a Denise Sharps jump shot put the Cornets up 77-76. A Doris Draving basket closed out the quarter and the Fillies trailed, 79-76.

The Cornets stayed in control and then started to pull away when Molly Bolin made three straight shots to go ahead 92-87 with 7:33 remaining. A major contributor during this surge was Iowa's Nancy Rutter. But she had to leave the game with a broken nose after an exchange under the basket.

But as the quarter progressed Iowa's foul troubles (34 vs Minnesota's 31) turned into 14 of 19 Fillies free throws. The Fillies pulled ahead 108-103.



The Iowa combination of Sharps and Draving came through with a steal, for a basket, and a short jumper to make it 108-107 with :13 left. Minnesota's Laurie Wilson's free throw with five seconds left gave Minnesota a 109-107 lead. A Debra K Thomas desperation shot at the buzzer fell short and the Fillies had their first two-game winning streak and a 3-6 record.

Brenda Chapman cooled down in the 2nd half but still added 10 more points for 36. Donna Wilson's 24 was the next highest. In what was only her 4th game with the Fillies guard Scooter DeLorme came through with 14 points and nine assists before she fouled out.

DeLorme, who was a teammate of Iowa's Anita "Sister" Green at Charleston (S.C.) College was proving to be a vital cog in the future of the Fillies. Before her arrival the Fillies were 1-4 and losing by an average of 17 points. After she got settled in the team was 2-2 and the losses were now by an average of 6 points.

For the losing (5-3) Cornets, Doris Draving was one rebound short of the elusive 20/20 club (20 of either points, rebounds, or assists) as she had 36 points and 19 rebounds. Molly Bolin came through with 19 points before she fouled out.

Minnesota Fillies															Team Ga
Name	No.	Min	FGM	FGA	FTM	FTA	OFR	DFR	Tot Rb	Ast	PF	St	TO	BS	Pts
Chapman, Brenda	15		11		14	20			0						36
Cooper, Accronetta	33		1		0	0			0						2
DeLorme, Scooter	32		4		6	11			0	9	6				14
Engle, Cheryl	24		0		3	5			0						3
Jackson, Peggy	12	Name not in Newspaper													
Kocurek, Marie	42		1		10	13			0						12
Koopman, Carol	25		1		2	4			0						4
Lundberg, Cindy	10		4		1	3			0						9
Morrish, Mary	53	Name not in Newspaper													
Sjoquist, Lynette	55		0		2	2			0						2
Wilson, Donna	11		10		4	4			0						24
Wilson, Laurie	13		1		1	2			0						3
Adjustment		240									25				
Totals		240	33	0	43	64	0	0	0	9	31	0	0	0	109
			FG%	#DIV/0!	FT%	67.2%	Team Rebs								
Special Notes:															
Snow Storm caused Iowa a 5.5 hr bus ride & arrived 1:10 pm, so game moved to 2pm															

Iowa Cornets															Team G
Name	No.	Min	FGM	FGA	FTM	FTA	OFR	DFR	Tot Rb	Ast	PF	St	TO	BS	Pts
Alt, Suzanne	42		0		2	2			0						2
Bolin, Molly	30		7		5	10			0		6				19
Draving, Doris	50		12		12	14		19	19						36
Green, Anita	12		5		5	7			0						15
Hawkins, Kathy	14		0		2	6			0						2
Kunzmann, Connie	44		0		0	0			0						0
Penquite, Rhonda	32		2		2	2			0						6
Rutter, Nancy	34		1		7	10			0						9
Sharps, Denise	20		6		1	1			0			1			13
Thomas, Debra	40		0		3	4			0						3
Tucker, Robin	10		1		0	0			0						2
Uhl, Joan	22	Injured - Knee													
Adjustment		240									28				
Totals		240	34	0	39	56	0	19	19	0	34	1	0	0	107
			FG%	#DIV/0!	FT%	69.6%		Team Rebs							
Special Notes:															
Snow Storm caused Iowa a 5.5 hr bus ride & arrived 1:10 pm, so game moved to 2pm															

With their newfound confidence the (3-6) Fillies couldn't wait to get back home in order to host the (2-7) Milwaukee Does. This Friday January 19th game attracted 1,374 to the Met. Sports Center. The team that earlier struggled to get 20 1st quarter points put up 32 against the Does' 20 on this night. They then went into the locker room with a 51-42 advantage.

The Fillies increased their lead to as much as 19, at 72-53, before the Does finished the quarter on a 11-1 streak to bring the total to 73-64. In the 4th quarter the Fillies put 37 on the board to achieve the 110 that Gordon Nevers predicted back in December. The 110-97 victory was their third in a row and brought their record to 4-6 for the year.

Slowly a more balanced attack was forming with Scooter DeLorme guiding the team. Donna Wilson scored 30, Brenda Chapman 23, Marie Kocurek 21, and DeLorme added 19 points and 12 assists.

In an interesting twist the Does loss' was their 8th in a row, giving them a record of 1-9. Yet in a few days they would replay, and win, the December protested game. Therefore, negating their 8-game losing streak and making their record 2-8. Yet even while losing this game, the Does were pleased with their most recent trade as the newest Doe, Deb Prevost, added 18 points. Joanie Smith was the leading scorer with 23 points and Gerry Booker put up 19 points and pulled down 16 rebounds.

Minnesota Fillies																Team Game #	
Name	No.	Min	FGM	FGA	FTM	FTA	OFR	DFR	Tot Rb	Ast	PF	St	TO	BS	Pts	Eff Rat	
Chapman, Brenda	15	27	7	16	9	10		2	2	2	2	1			23	1.111	
Conlin, Terry		1	0	1	0	3		0	0	0	0	0			0	0.000	
Cooper, Accronetta	33	11	0	1	2	3		3	3	1	3	0			2	0.636	
DeLorme, Scooter	32	45	6	10	7	8		5	5	12	4	3			19	1.133	
Engle, Cheryl	24	24	3	9	0	0		3	3	2	1	1			6	0.583	
Jackson, Peggie	12	4	0	1	0	0		0	0	0	2	0			0	0.000	
Kocurek, Marie	42	36	8	13	5	7		12	12	1	5	1			21	1.000	
Koopman, Carol	25	14	1	3	1	1		5	5	1	0	0			3	0.714	
Lundberg, Cindy	10	24	3	10	0	0		4	4	2	4	1			6	0.625	
Morrish, Mary	53	Name Not in Newspaper								0						0	
Sjoquist, Lynette	55	7	0	1	0	0		1	1	0	3	0			0	0.143	
Wilson, Donna	11	44	11	21	8	9		8	8	2	3	0			30	0.955	
Wilson, Laurie	13	3	0	1	0	0		0	0	0	0	0			0	0.000	
Adjustment							13	-13					22				
Totals		240	39	87	32	41	13	30	43	23	27	7	22	0	110	0.767	
			FG%	44.8%	FT%	78.0%	Team Rebs										

Milwaukee Does																Team Game #	
Name	No.	Min	FGM	FGA	FTM	FTA	OFR	DFR	Tot Rb	Ast	PF	St	TO	BS	Pts	Eff Rat	
Booker, Gerry	24	33	6	12	7	13		16	16	2	5	2			19	1.242	
DeBoer, Kathy	13	13	3	7	1	2		3	3	0	2	2			7	0.923	
Decker, Patti	44	4	0	0	0	0		0	0	0	0	0			0	0.000	
Dennis, Brenda	10	26	2	8	1	3		2	2	2	4	1			5	0.462	
Ellis, Cindy	25	20	4	5	0	2		3	3	3	2	0			8	0.850	
Fuller, Jan	28	29	6	16	1	2		6	6	0	4	1			13	0.690	
Gehrke, Lynda	33	24	2	6	0	0		5	5	1	4	0			4	0.458	
Hostert, Barb	6	9	0	1	0	0		0	0	0	2	0			0	0.000	
Keeley, Marguerite	31	9	0	0	0	0		0	0	0	1	0			0	0.000	
Prevost, Deb	32	38	5	17	8	10		4	4	2	3	3			18	0.763	
Smith, Joanie	1	34	6	15	11	12		3	3	2	4	3			23	0.971	
Zweig, Doris	15	1	0	1	0	0		0	0	0	0	0			0	0.000	
Adjustment							15	-15					19				
Totals		240	34	88	29	44	15	27	42	12	31	12	19	0	97	0.650	
			FG%	38.6%	FT%	65.9%	Team Rebs										

With a three-game winning streak the Fillies were looking forward to going to Chicago and Alumni Hall to face the (7-5) Chicago Hustle. Chicago needed to recover from two big pastings by Iowa (93-79, the snow game in Cedar Falls) and then against the Dayton Rockettes (112-88 on Sunday January 21st.)

The Thursday January 25th game drew the Hustle's all-time lowest crowd of 587, which may have been a residual of the Midwest snowstorm. Yet the Hustle didn't disappoint their small and dedicated group as they put up 34 points to the Fillies 28. At the half the Fillies were still behind 60-54, but they were able to cut that to 88-84 after three quarters.

But a porous 4th quarter by the Fillies gave the Hustle a 120-107 victory. The (4-7) Fillies were led by Marie Kocurek and Donna Wilson who had 26 points each. Kocurek also pulled down 13 rebounds, before she fouled out. Wilson also pulled down 10 rebounds. The WBL's leading scorer, Brenda Chapman, was held to 19 points on 8 of 26 from the field and she had 10 of the Fillies' 36 turnovers.

The (8-5) Hustle had six players with double figures: Sue Digitale 25, Debby Waddy-Rossow 22, Liz Galloway 20, Janie Fincher 19 (along with nine rebounds and seven assists), Tesa Duckworth 15, and Rita Easterling 11.

Minnesota Fillies																Team Game #	
Name	No.	Min	FGM	FGA	FTM	FTA	OFR	DFR	Tot Rb	Ast	PF	St	TO	BS	Pts	Eff Rat	
Chapman, Brenda	15	48	8	26	3	5	5	2	7	3	4	4	10	0	19	0.542	
Conlin, Terry		Name Not in Newspaper															
Cooper, Accronetta	33	Name Not in Newspaper															
DeLorme, Scooter	32	39	5	9	2	2	0	3	3	10	4	3	4	0	12	0.872	
Engle, Cheryl	24	25	5	10	4	6	5	4	9	4	5	1	6	1	14	1.040	
Jackson, Peggy	12	Name Not in Newspaper															
Kocurek, Marie	42	39	11	20	4	10	4	9	13	4	6	0	3	2	26	1.128	
Koopman, Carol	25	9	2	3	2	2	2	6	8	0	0	0	1	0	6	1.444	
Lundberg, Cindy	10	25	2	10	0	0	3	5	8	2	2	2	5	2	4	0.520	
Sjoquist, Lynette	55	9	0	4	0	0	2	1	3	0	2	1	0	0	0	0.444	
Wilson, Donna	11	46	12	18	2	2	2	8	10	2	3	1	7	0	26	0.739	
Wilson, Laurie	13	Name Not in Newspaper															
Totals		240	45	100	17	27	23	38	61	25	26	12	36	5	107	0.808	
			FG%	45.0%	FT%	63.0%		Team Rebs	6								

Chicago Hustle																Team Game #	
Name	No.	Min	FGM	FGA	FTM	FTA	OFR	DFR	Tot Rb	Ast	PF	St	TO	BS	Pts	Eff Rat	
Digitale, Sue	21	37	10	18	5	5	8	2	10	2	3	1	2	1	25	1.027	
Duckworth, Tesa	44	23	6	14	3	4	1	4	5	1	2	2	4	0	15	0.870	
Easterling, Rita	15	45	3	14	5	7	0	1	1	7	2	0	5	0	11	0.467	
Fincher, Janie	10	36	8	17	3	3	3	6	9	7	2	1	2	1	19	1.139	
Galloway, Liz	31	37	8	15	4	4	3	3	6	3	3	6	3	0	20	0.946	
Logan, Karen	4	Name Not in Newspaper															
Peppler, Mary Jo	8	Name Not in Newspaper															
Rainey, Sandra	23	9	2	3	0	0	0	0	0	1	1	0	0	0	4	0.667	
Stachon, Toni	14	16	2	7	0	0	1	4	5	5	1	1	2	0	4	1.125	
Waddy-Rossow, Debby	25	37	9	24	4	5	4	3	7	0	5	3	1	0	22	0.838	
Totals		240	48	112	24	28	20	23	43	26	19	14	19	2	120	0.875	
			FG%	42.9%	FT%	85.7%		Team Rebs	3								

As opposed to colleges who usually played just twice a week, maybe Tuesday and Saturday, the pros were different. After losing in Chicago, the Fillies had to hustle back (pun intended) to Minnesota to face another 4-7 team, the New Jersey Gems.

The Gems, who were once 4-4 on January 12, were in the midst of a frustrating three game losing streak. They lost to New York by 3, then New York again by 1, and then Iowa by 11 at home. The Gems had five days to overcome these setbacks and prepare for the (4-7) Fillies.

An unknown number of people ventured out to the Met. Sports Center for this Friday January 26th game. In a close 1st quarter the Gems took a 25-24 lead. But the Fillies thrilled the people who were there by holding the Gems scoreless for seven consecutive minutes and taking a 41-29 lead. The 31-16 2nd quarter gave the Fillies a 55-41 halftime lead. The Gems cut the lead and trailed only 81-73, before the Fillies came through with a 30-19 finishing touch and a 111-92 victory. The 111 set a new franchise record and over the last four games the Fillies were averaging about 109 points per game.

After a rough 1-6 start the Fillies were now 5-7, with two more home games on the horizon. While Brenda Chapman returned to form with 33 points, it was 34 from Donna Wilson that led the way. After Scooter DeLorme's arrival Wilson averaged 19 in their first three games together, but in the last four games Wilson was averaging 28.5 points.

For the (4-8) New Jersey Gems Randi Burdick led the way with 23, while Debbie Mason had 19 and Sue Martin and 18.

Minnesota Fillies																Team G
Name	No.	Min	FGM	FGA	FTM	FTA	OFR	DFR	Tot Rb	Ast	PF	St	TO	BS	Pts	
Chapman, Brenda	15								0						33	
Conlin, Terry		3	0	0	0	0	0	0	0	0	3	0	0	0	0	
Cooper, Accronetta	33	Name not in Newspaper														
DeLorme, Scooter	32								0						7	
Engle, Cheryl	24								0						12	
Jackson, Peggy	12								0						1	
Kocurek, Marie	42								0						10	
Koopman, Carol	25								0						9	
Lundberg, Carol	10								0						5	
Sjoquist, Lynette	55								0						0	
Wilson, Donna	11								0						34	
Wilson, Laurie	13								0						0	
Adjustment		237									19					
Totals		240	0	0	0	0	0	0	0	0	22	0	0	0	111	
			FG%	#DIV/0!	FT%	#DIV/0!	Team Rebs									

New Jersey Gems																Team G
Name	No.	Min	FGM	FGA	FTM	FTA	OFR	DFR	Tot Rb	Ast	PF	St	TO	BS	Pts	
Bistromowitz, Jo-Ellen	3		1						0						2	
Burdick, Randi	21								0						23	
Fitzgerald, Kathy	4	5	0	0	0	0	0	0	0	0	2	0	1	0	0	
Hayek, Mary Jean	19	Name not in Newspaper														
Johnson, Tanya	22		1						0						2	
Martin, Sue	13								0						18	
Mason, Debbie	11								0						19	
Roelich, Debra	15								0						3	
Solano, Kathy	20								0						7	
Szeremeta, Wanda	23	Injured - Ankle														
Tatterson, Gail	33								0		6				16	
Wasmus, Gail		11	1	3	0	0	1	1	2	0	2	0	1	0	2	
Adjustment		224									19					
Totals		240	3	3	0	0	1	1	2	0	29	0	2	0	92	
			FG%	100.0%	FT%	#DIV/0!	Team Rebs									

The second game of the three-game home stand took place on Sunday January 28th as the (8-5) Chicago Hustle came back into town. This was the third time in seven games that these two teams would clash. The Hustle had victories of 94-90 and 120-107, and for Chicago this was actually two games in a row against the Fillies.

The Sunday crowd of 1,289 came to the Met. Sports Center to see their team growing and gaining in confidence. The Fillies jumped out to a healthy 36-26 first quarter lead, which was cut to 59-56 at the half.

The Fillies got the lead up to 13, but the Hustle fought back to go into the 4th quarter trailing 92-85 lead. As the game got tighter the Fillies lost their lead at 104-103 with four minutes left. After a Kocurek basket to give the Fillies a lead, they never trailed again and came through with a 115-112 victory to raise their record to 6-7.

The Hustle fell to 8-6, which was just a 1.5 game lead, over the surging Fillies. While Brenda Chapman was again held under her average by scoring just 18 points, the slack was picked up by Marie Kocurek with 29 and Scooter DeLorme adding 27 points. Back in the scoring picture with 19 was Carol Koopman.

For the Hustle they again had seven players in double figures with Debby Waddy-Rossow scoring 34 points and grabbing 10 rebounds. Tesa Duckworth was next highest with 17 points.

Minnesota Fillies															Team Ga
Name	No.	Min	FGM	FGA	FTM	FTA	OFR	DFR	Tot Rb	Ast	PF	St	TO	BS	Pts
Chapman, Brenda	15								0						18
Conlin, Terry		Name not in Newspaper													
Cooper, Accronetta	33	Name not in Newspaper													
DeLorme, Scooter	32								0						27
Engle, Cheryl	24								0						2
Jackson, Peggy	12	Name not in Newspaper													
Kocurek, Marie	42								0						29
Koopman, Carol	25								0						19
Lundberg, Cindy	10								0						2
Sjoquist, Lynette	55								0						2
Wilson, Donna	11								0						16
Wilson, Laurie	13	Name not in Newspaper													
Adjustment		240									22				
Totals		240	0	0	0	0	0	0	0	0	22	0	0	0	115
			FG%	#DIV/0!	FT%	#DIV/0!	Team Rebs								

Chicago Hustle																Team Game #	
Name	No.	Min	FGM	FGA	FTM	FTA	OFR	DFR	Tot Rb	Ast	PF	St	TO	BS	Pts	Eff Rat	
Digitale, Sue	21	35	6	10	4	5	5	3	8	1	4	0	3	0	16	0.657	
Duckworth, Tesa	44	21	7	15	3	3	1	1	2	2	3	2	2	0	17	1.095	
Easterling, Rita	15	37	5	14	3	4	0	5	5	6	5	3	4	0	13	0.784	
Fincher, Janie	10	43	5	16	0	0	2	1	3	3	3	1	4	0	10	0.372	
Galloway, Liz	31	39	4	9	3	5	2	7	9	0	0	3	8	0	11	0.385	
Rainey, Sandra	23	3	0	0	0	0	0	0	0	0	1	1	1	0	0	0.000	
Stachon, Toni	14	28	4	7	3	4	0	0	0	2	0	2	1	0	11	0.571	
Waddy-Rossow, Debby	25	34	14	22	6	9	5	5	10	0	5	1	0	0	34	1.324	
Totals		240	45	93	22	30	15	22	37	14	21	13	23	0	112	0.696	
			FG%	48.4%	FT%	73.3%	Team Rebs										
Special Notes:																	
I believe an article said Easterling & Rossow split 36 shots																	

As of the end of January the WBL Standings looked as follows:

EASTERN	W	L	Pct	GB	MIDWEST	W	L	Pct	GB
Houston	11	1	.917	-----	Iowa	8	4	.667	----
New York	6	6	.500	5.0	Chicago	8	6	.833	1.0
Dayton	5	6	.454	5.5	Minnesota	6	7	.462	2.5
New Jersey	4	9	.308	7.5	Milwaukee	2	11	.154	6.5

If there was ever a chance for the Fillies to make a move to not only achieve league respectability but a place in the playoff hunt, it was going to be this coming Friday, February 2nd at the Met. Sports Center. This was also going to be the first game for Patricia Roberts. Her knee rehabilitation was complete and she was ready to play.

The first place (8-4) Iowa Cornets were in town. The Fillies were 1-1 with the Cornets, as another unknown number of fans filed into the Sports Center and saw the Fillies take a hard fought 23-17 1st quarter lead. The Cornets chipped away to make it 47-42 at the half. The Fillies upped the score to 72-64 after three quarters. But the fourth quarter saw the Fillies holding a 93-91 lead, with one second left. In an amazing optical illusion Molly Bolin hit either a 15-footer (per the Iowa papers) or a 25-footer (per the Minnesota paper) to send the game to overtime.

The "new" Fillies came through by hitting 10 of 16 free throws to complete a 16-13 burst in the five-minute overtime to beat Iowa, 109-106. The team not only had their second three-game winning streak, but had reached the magic plateau of a .500 team as a 7-7 team.

In an outstanding performance for her first game back, Trish Roberts played 23 minutes and scored 19 points with five rebounds. Brenda Chapman led the team with 29 points, and the other 61 points are lost to history

For Iowa Denise Sharps came through with 23 points, while Molly Bolin added 20 points. Again, like the Fillies, the other 63 points are unknown.

Minnesota Fillies																Team Game #	
Name	No.	Min	FGM	FGA	FTM	FTA	OFR	DFR	Tot Rb	Ast	PF	St	TO	BS	Pts	Eff Rat	
Chapman, Brenda	15								0						29		
Cooper, Accronetta	33								0						0		
DeLorme, Scooter	32								0						0		
Engle, Cheryl	24								0						0		
Jackson, Peggy	12								0						0		
Kocurek, Marie	42								0						0		
Koopman, Carol	25								0						0		
Lundberg, Cynthia	10								0						0		
Roberts, Patricia	44	23	6	12	7	7	2	3	5	1	2	0	4	0	19	0.957	
Sjoquist, Lynette	55								0						0		
Wilson, Donna	11								0						0		
Wilson, Laurie	13								0						0		
Adjustment		265													61		
Totals		288	6	12	7	7	2	3	5	1	2	0	4	0	109	0.389	
			FG%	50.0%	FT%	100.0%			Team Rebs								

Iowa Cornets																Team Game #	
Name	No.	Min	FGM	FGA	FTM	FTA	OFR	DFR	Tot Rb	Ast	PF	St	TO	BS	Pts	Eff Rat	
Alt, Suzanne	42								0						0		
Bolin, Molly	30								0						20		
Draving, Doris	50								0						0		
Green, Anita	12								0						0		
Hawkins, Kathy	14								0						0		
Kunzmann, Connie	44								0						0		
Penquite, Rhonda	32								0						0		
Rutter, Nancy	34								0						0		
Sharps, Denise	20								0						23		
Thomas, Debra	40								0						0		
Tucker, Robin	10								0						0		
Uhl, Joan	22								0						0		
Adjustment		265													63		
Totals		265	0	0	0	0	0	0	0	0	0	0	0	0	106		
			FG%	#DIV/0!	FT%	#DIV/0!			Team Rebs								

The Fillies' victory brought them to within 1.5 games of first place. And if you consider the team started 1-6, the Fillies were now a team to be respected and maybe even feared in the young WBL.

The Fillies were about to play their next three games away from home, but only the last two constituted a road trip. The team made a quick trip to New York to take on another surging team, the Stars. After an 0-3 start the team finally got to respectability at 6-5 under Coach Alan Cissorsky. Around January 27th, Coach Cissorsky was fired. This was the fourth firing of a head coach and the second male to be fired. (George Nicodemus in Milwaukee was the first)

The Stars played one game under player-coach Donna Geils' guidance and lost to Houston 82-72. They then hired a seasoned AAU coach, LaVozier Lamar, who had guided the New York Chuckles to national prominence. The Stars beat the Dayton Rockettes 104-102 and the Fillies would be their second game under Lamar's guidance.

The (7-7) Fillies and the (7-6) Stars met at Iona College's Mulcahy Center, where an announced crowd of 200 (in an arena that sat 2,578) watched the two teams struggle to score. The Fillies went up by 12 points at one point, but finally settled for a 15-10 lead after one quarter.

Part of the Fillies' low scoring was adjusting to the absence of star Trish Roberts. Her name appeared in the box score, but it didn't seem she made it into the game. Her name would not appear again until mid-March.

At the half the Fillies held a 37-34 advantage, with 15 of the Stars' points belonging to Althea Gwyn. The Stars' guard Janice Thomas had just four points on 2 of 9 from the floor.

But that all changed as the momentum shifted with Thomas forcing the team to run. With 2:08 left in the 3rd quarter and the Fillies ahead 59-58 Thomas hit a one-hander and the subsequent free throw to give the Stars a 61-59 lead that they never lost. With Thomas making steals and breaking up passes, the Stars put together a 43-24 fourth quarter for a decisive 108-87 victory. This was the Stars' sixth consecutive home victory.

The Fillies had five players with double figures, with Marie Kocurek leading with 22, and Scooter DeLorme scoring 21, before she fouled out. Both Donna Wilson and Brenda Chapman scored 15 each to help the cause.

In an act of utter dominance 6'2" Althea Gwyn came through with 28 points and 24 rebounds. Her 5'3" teammate, Janice Thomas, came through with 26 points. Before the game Gwyn was leading the league in rebounding with 16.8, while scoring 22.8. Thomas was third in the league with 6.0 assists per game.

Minnesota Fillies															Team G
Name	No.	Min	FGM	FGA	FTM	FTA	OFR	DFR	Tot Rb	Ast	PF	St	TO	BS	Pts
Chapman, Brenda	15		6		3				0						15
Cooper, Accronetta	33		0		0				0						0
DeLorme, Scooter	32		8		5				0	6					21
Engle, Cheryl	24		0		0				0						0
Jackson, Peggy	12	Name not in Newspaper													
Kocurek, Marie	42		10		2				0						22
Koopman, Carol	25		3		4				0						10
Lundberg, Cindy	10		1		0				0						2
Roberts, Trish	44		0		0				0						0
Sjoquist, Lynette	55		1		0				0						2
Wilson, Donna	11		6		3				0						15
Wilson, Laurie	13	Name not in Newspaper													
Adjustment		240													
Totals		240	35	0	17	0	0	0	0	0	6	0	0	0	87
			FG%	#DIV/0!	FT%	#DIV/0!	Team Rebs								

New York Stars															Team Ga
Name	No.	Min	FGM	FGA	FTM	FTA	OFR	DFR	Tot Rb	Ast	PF	St	TO	BS	Pts
Arturi, Lynn	23		0		0				0						0
Bailey, Darlene	11		1		2				0						4
Fletcher, Carmen	30		0		0				0						0
Geils, Donna	21	Injured - Ankle													
Gross, Maria	12		2		2				0						6
Gwyn, Althea	31		9		10			24	24						28
Howe, Connie	25	1	0	0	0	0	0	0	0	0	0	0	0	0	0
Melbourne, Mara	24		7		3			10	10						17
Novarr, Harriet	15	Name Not in Newspapers													
Thomas, Janice	10		11	20	4				0						26
Young, Faye	22		4		1				0						9
Young, Kaye	20		9		0				0						18
Adjustment		239													
Totals		240	43	20	22	0	0	34	34	0	0	0	0	0	108
			FG%	#####	FT%	#DIV/0!		Team Rebs							

The Fillies used their next five days to regroup before they travelled to Dayton for a Friday game against the 6-8 Rockettes.

That Monday, February 5th, owner Gordon Never “huddled” with the coaching staff. His feeling was that the players, “Weren’t getting the mechanics and weren’t responding as a team.” He had seen the team blowing big leads and the players were making the same mistakes repeatedly. So, Nevers felt the time was right to fire Head Coach Julia Yeater. He said it was not based on won-loss record, because he could have fired her when the Fillies were 1-6. Nevers also insisted this was not a monetary decision.

Julia had taken a team that was going to depend on a superstar, Patricia Roberts, who was injured and she went 6-2 over her last eight games. As the players got to know each other and understand their roles, the Fillies had beaten almost every team in the league (except Houston) at least once.

Julia Yeater was not bitter or angry about the firing, but she did express a desire to get back into coaching. Yet the game she was teaching was not the direction the league was going. New York was very physical with the Fillies and Yeater was not going to go that direction. While Nevers didn’t like that direction either, he felt it might be a necessity in order to compete on the professional level.

Nevers said he was in no hurry to locate his next coach. He wanted the right coach, even it took until next year. Until that coach came along Nevers and the injured Patricia Roberts would be the bench coaches.

(Ed: During the times that the Fillies didn’t have an “official” head coach, both Gordon Nevers and Patricia Roberts led the team. Yet someone had to be the “person of record.” Since the newspaper articles were asking Gordon, and not Trish, for game related comments I chose to make Gordon my “person of record.” Until I learn differently from reliable source we will go this direction.)

With the next two road games being in Dayton and Milwaukee the chances of having an above .500 record looked very promising. Yet to the owner, who wanted to stress fundamentals before the season and while he ran the team during training camp, Coach Yeater was falling short in this area.

The WBL just lost their fifth head coach, and their last female coach. Technically, Minnesota was beginning their search for their third coach in three months.

On Friday February 9th the Fillies travelled to Dayton, Ohio to play the (6-8) Rockettes at Hara Arena. The Friday night crowd only numbered 302 as the Fillies offense, for the second game in a row, sputtered with 16 1st quarter points. The Rockettes 25, put the Fillies in a nine-point hole, which only closed to eight, 44-36, at the half.

The Fillies kept chipping away, but could only get within six, 62-56, after three quarters. Yet in the 4th quarter the Fillies caught fire and put up 37, while holding the Rockettes to 18 for a 93-80 victory.

The Fillies were led by Marie Kocurek's 34 points on 13 of 18 from the field, 8 of 9 from the line, along with eight rebounds and six fouls. Brenda Chapman added 21, even though she shot only 7 of 22 from the field. One player who took advantage of her time on the floor was Peggy Jackson who pulled down 13 rebounds.

For Dayton guard Vonnie Tomich had 21 points, while center Patti Bucklew came through with 19 points and 12 rebounds.

Minnesota Fillies															Team G
Name	No.	Min	FGM	FGA	FTM	FTA	OFR	DFR	Tot Rb	Ast	PF	St	TO	BS	Pts
Chapman, Brenda	15		7	22	7	11		3	3		3				21
Cooper, Accronnetta	33		1	1	1	2		0	0		2				3
DeLorme, Scooter	32		1	8	3	4		5	5	12	5				5
Engel, Cheryl	24		0	0	0	0		1	1		0				0
Jackson, Peggy	12		1	4	2	2		13	13		3				4
Kocurek, Marie	42		13	18	8	9		8	8		6				34
Koopman, Carol	25		1	4	0	0		2	2		2				2
Lundberg, Cindy	10		4	7	0	2		2	2		3				8
Sjoquist, Lynnette	55	Name not in Newspaper													
Wilson, Donna	11		7	17	2	2		8	8		1				16
Wilson, Laurie	13	Name not in Newspaper													
Adjustment		240								12			25		
Totals		240	35	81	23	32	0	42	42	24	25	0	25	0	93
			FG%	43.2%	FT%	71.9%		Team Rebs	17						

Dayton Rockettes															Team Ga
Name	No.	Min	FGM	FGA	FTM	FTA	OFR	DFR	Tot Rb	Ast	PF	St	TO	BS	Pts
Bucklew, Patti	40		7	13	5	9		12	12		5				19
Craig, Denise	10		3	7	2	3		8	8	4	4				8
Franklin, Connie	25	2	0	1	0	0	0	0	0	0	0	1	0	0	0
Greene, Vivian	24		6	15	2	6		7	7	4	4				14
Holman, Joy	3		0	1	0	0		0	0		1				0
McKenzie, Michelle	20		3	7	1	2		3	3		2				7
Payne, Felicia	21		0	1	0	0		1	1		1				0
Pitts, Brenda	14		0	1	0	0		0	0		5				0
Scott, Angela	23		3	11	5	9		5	5		3				11
Tomich, Vonnie	5		7	15	7	9		2	2	4	4				21
Adjustment		238								4			28		
Totals		240	29	72	22	38	0	38	38	16	29	1	28	0	80
			FG%	40.3%	FT%	57.9%		Team Rebs	17						

The Fillies climbed back to .500 at 8-8, which made them just 1.5 games behind first place. The Cornets were 9-6 (.600), Chicago was 10-7 (.588), and Minnesota 8-8 (.500).

In typical sports language the owner, who wasn't in any hurry to find a coach, hired one within three days of his previous firing. On Saturday February 10th the Fillies picked up their third coach of the year when they signed Louis Mascari.

Coach Mascari was the assistant Women's Coach at LaSalle College in Philadelphia. Gordon Nevers had the following to say:

"After our game in Dayton (Friday night) we agreed to terms with a gentleman from Philadelphia who has extensive coaching experience not only in high school, college and recreational, but in AAU and college," Nevers said Saturday from Milwaukee. "He has worked with women for 13 years, mostly as an assistant. We agreed to terms for the rest of this season."

The new coach was women's assistant for two years at Philadelphia Textile before moving to LaSalle. Before that, he said, he coached in grammar schools, high schools and in the AAU. "I've been working with girls heavily since 1963 at all age levels," he said.

How would the Fillies respond with another voice from the bench? Trish Roberts would still be there, but the new leader Louis Mascari was quickly thrown into the fire. The day after his hiring the Fillies had a game against the (3-14) Milwaukee Does, who were also a team in turmoil.

After firing their first coach, Candace Klinzing for losing the home opener, the team hired George Nicodemus. Coach George then led the team to a 2-8 record, before he was fired on January 21st. General Manager, Gene DeLisle, took over and led the team to a 1-4 record.

It seemed that Coach Mascari was still trying to learn the players' names as the Fillies took the floor on Sunday February 11th in front of 1,511 Milwaukee fans. The (8-8) Fillies took a 28-24 first quarter lead. The Fillies offense could only score 12 points in the second quarter and 15 in the third quarter. The Does went from losing 28-24, to owning a 46-40 half time lead and then a 71-55 3rd quarter lead.

The Fillies tried to claw back with a 22-13 4th quarter, but that just left them in the hole 84-77. Coach Mascari picked up his first loss.

The Fillies were led by Brenda Chapman's 34 points and 11 rebounds, while Marie Kocurek also grabbed 11 rebounds and scored 16 points. For the Does Joanie Smith came through with 22 points, 10 rebounds and six assists in 44 minutes. Jan Fuller and Gerry Booker each had 14 points, while Booker pulled down 12 rebounds. Kathy DeBoer also stood out as she had 14 rebounds, and six assists, while scoring nine points.

Minnesota Fillies															Team Game #		
Name	No.	Min	FGM	FGA	FTM	FTA	OFR	DFR	Tot Rb	Ast	PF	St	TO	BS	Pts	Eff Rat	
Chapman, Brenda	15	48	15	33	4	6		11	11	2	5	2		1	34	1.063	
Cooper, Accronetta	33	6	0	3	0	0		1	1	0	0	0			0	0.167	
DeLorme, Scooter	32	45	3	9	3	5		4	4	13	5	4		1	9	0.956	
Engle, Cheryl	24	8	0	3	0	0		1	1	0	1	0			0	0.125	
Jackson, Peggy	12	7	0	0	0	0		3	3	0	0	0			0	0.429	
Kocurek, Marie	42	35	6	12	4	6		11	11	2	5	0			16	0.886	
Koopman, Carol	25	33	1	4	0	0		3	3	1	4	0			2	0.212	
Lundberg, Cynthia	10	15	1	2	3	4		3	3	3	0	0			5	0.933	
Sjoquist, Lynette	55	Name not in Newspaper															
Wilson, Donna	11	43	4	14	3	5		9	9	4	3	0			11	0.651	
Wilson, Laurie	13	Name not in Newspaper															
Adjustment							9	-9					22				
Totals		240	30	80	17	26		9	37	46	25	23	6	22	2	77	0.654
			FG%	37.5%	FT%	65.4%	Team Rebs										

Milwaukee Does															Team Game #		
Name	No.	Min	FGM	FGA	FTM	FTA	OFR	DFR	Tot Rb	Ast	PF	St	TO	BS	Pts	Eff Rat	
Booker, Gerry	24	32	7	16	0	2		12	12	1	2	1		1	14	0.906	
DeBoer, Kathy	13	34	3	9	3	4		14	14	6	5	1			9	1.059	
Decker, Patti	44	31	4	11	1	1		5	5	3	3	2			9	0.710	
Dennis, Brenda	10	Name Not in Newspaper															
Ellis, Cindy	25	18	0	2	0	0		2	2	4	1	1		1	0	0.611	
Fuller, Jan	28	23	7	16	0	2		3	3	0	3	1			14	0.783	
Gehrke, Lynda	33	12	2	7	0	2		0	0	0	0	1			4	0.417	
Hostert, Barb	6	Name Not in Newspaper															
Keeley, Marguerite	31	29	4	10	2	2		2	2	0	2			1	10	0.414	
Prevost, Deb	32	17	1	6	0	0		2	2	2	2	4			2	0.706	
Smith, Joanie	1	44	10	21	2	6		10	10	6	3				22	1.000	
Zweig, Doris	15	Name Not in Newspaper															
Adjustment							15	-15					14				
Totals		240	38	98	8	19		15	35	50	22	21	11	14	3	84	0.729
			FG%	38.8%	FT%	42.1%	Team Rebs										

After a rough start in Milwaukee the Fillies had another five days to learn the Coach Mascari system. According to Gordon Nevers,

"Everything Lou Mascari touches," J. Gordon Nevers said before the game, "turns to gold. The girls have worked harder under Lou all week than they have all year. In fact, I was warned not to hire this guy unless I wanted a hard worker."

Unfortunately, the next game on Friday February 16 would be against the 15-3 Houston Angels. Yet maybe the time was right to trip up the Angels. After starting the year 13-1, they lost twice to Chicago in a five-day period.

The announced crowd of 2,000 on the 16th, included the Minnesota Twins' Rod Carew, the Minnesota Vikings' Ahmad Rashad, and the San Diego Padres' Dave Winfield. They all came out to the Met. Sports Center and were surprised to see the WBL's leading scorer, Brenda Chapman and her 26.29 average, not in the starting lineup.

Brenda wasn't injured or on a leave of absence – she had been traded.

(Ed: Conspiracy Time – Brenda played a role in getting her former coach Julia Yeater hired. Do you think there was any internal grumblings by Brenda or others with the dismissal of Coach Yeater?)

Owner Gordon Nevers felt the team already had enough fire power, so they traded scoring for rebounding, plus scoring. Chapman had been traded to the Milwaukee Does for Kathy DeBoer and an unannounced player.

Was it possible that Nevers had been influenced by DeBoer's last nine point and 14 rebound game against the Fillies? According to Nevers, "we made the trade because we wanted DeBoer. She gives us a dimension we need (rebounding) along with some scoring." "It came down to DeBoer giving us some inside strength," Nevers explained. "DeBoer got 14 boards against us last week."

Statistically the trade looked like this (without knowing the other player, yet)

Chapman	17 games	447 points	26.29 pg	5.7 rebs	3.9 asts	.848 Eff Rat
DeBoer	16 games	182 points	11.38 pg	7.9 rebs	2.0 asts	.761 Eff Rat

One component that can never be measured on a stat sheet is heart. According to the newspapers Chapman's motor was vital to the Fillies' energy. Could DeBoer or the next player bring that energy with them? Also in an ironic twist, the week after Chapman was traded she was named WBL Player of the Week.

This was also the second transaction between Minnesota and Milwaukee, something that will take place quite often over the Does' two-year existence.

Back at the Met. Sports Center for three quarters the Fillies and the Angels fought it out with Minnesota down 23-22, but then up 52-47, because they committed only five turnovers. By the 3rd quarter the Fillies were up 81-73. The fourth quarter proved fatal as the Angels held the Fillies scoreless for seven minutes while they were scoring 15. The 32-14 advantage led to a 105-95 Angels' victory.

The Angels improved to 16-3, while Minnesota fell to 8-10. The Fillies, without Chapman, and under Mascari were now 8-10. Donna Wilson led the way with 28 points, while former Houston Angel draft pick, Marie Kocurek had 17 points before she fouled out. Carol Koopman added 14 and Scooter DeLorme's 10 were all of the double digit scorers.

For the Angels Belinda Candler was 12 of 16 from the field for 28 points, while guard Karen Auhlenbacher had 22, and forward Vicky Chapman added 21. Paula Mayo pulled down 15 rebounds for the Angels.

Minnesota Fillies															Team G	
Name	No.	Min	FGM	FGA	FTM	FTA	OFR	DFR	Tot Rb	Ast	PF	St	TO	BS	Pts	
Cooper, Accronetta	33	Name not in Newspaper														0
DeLorme, Scooter	32		3		4	5			0						10	
Engle, Cheryl	24								0						8	
Jackson, Peggy	12								0						6	
Kocurek, Marie	42							10	10		6				17	
Koopman, Carol	25								0						14	
Lundberg, Cynthia	10		4		1	2			0						9	
Sjoquist, Lynette	55	Name not in Newspaper														
Wilson, Donna	11								0						28	
Wilson, Laurie	13								0						3	
Adjustment		240									16					
Totals		240	7	0	5	7	0	10	10	0	22	0	0	0	95	
			FG%	#DIV/0!	FT%	71.4%		Team Rebs	2							

Houston Angels															Team G	
Name	No.	Min	FGM	FGA	FTM	FTA	OFR	DFR	Tot Rb	Ast	PF	St	TO	BS	Pts	
Auhlenbacher, Karen	11								0						22	
Bubrig, Patty	33								0						2	
Candler, Belinda	24		12	16	4				0						28	
Chapman, Vicky	22								0						21	
Holleyman, Glenda	20	Name not in Newspaper														
Johnson, Pat	45								0						2	
Jones, Belinda	23								0						14	
Kenlaw, Jessie	40								0						4	
Mayo, Paula	10							15	15						12	
Mosley, Dolly	14	Did Not Travel														
Waddell, Leanne	25	Did Not Travel														
Washington, Cynthia	15	Name not in Newspaper														
Adjustment		240									16					
Totals		240	12	16	4	0	0	15	15	0	16	0	0	0	105	
			FG%	75.0%	FT%	#DIV/0!		Team Rebs	5							

The Fillies were beginning the second half of the WBL schedule the same way they began the first, with a loss. Yet for three quarters the Fillies played the Angels evenly. So, with the (4-15) Milwaukee Does coming to town on Sunday February 18th, the Fillies felt things could turn around.

One way they felt they could improve themselves was with *another* trade with Milwaukee. This time on February 17th they traded Laurie Wilson to the Does. Yet was Laurie being traded for Marguerite Keeley and the Does still owed another player? Or was the original trade a straight up Chapman for DeBoer? All we know is that two players (Chapman & Laurie Wilson) had moved from Minnesota to Milwaukee and two players (DeBoer & Keeley) had moved to Minnesota. The "player to be named later" disappeared.

Marguerite Keeley, who had played 19 games with the Does averaged 27 minutes, scoring at an 11.1 clip, and grabbing 7.4 rebounds per game, joined the team.

1,123 was the official number of fans at the Sports Center, but most officials on press row counted about 400. While this was not good there was a line at the ticket window for refunds, because the games was advertised as beginning at 8pm, when the game actually started at 7:00. Therefore, people paid and then walked into a game almost half way done.

For those who were there early, they saw the Fillies take a 33-21 first quarter lead. The Fillies' 30-21 second quarter increased the lead to 63-42 at the half. The hard work under Coach Mascari seemed to be paying off.

Even though the Fillies gave up 39 in the third quarter, they scored 34 to keep the lead at 97-81. Minnesota completed the dismantling of the Does with a 126-106 victory. The 20-point margin was their largest of the year.

Six Fillies reached double figures: Donna Wilson 30, Cynthia Lundberg 21, Marie Kocurek 19, Marguerite Keeley 17, Kathy DeBoer 16, and Cheryl Engle 15. For Lundberg, who was a part of the Prevost trade in January, this was a chance for her to shine. Her 21 points were cut short by her six fouls, which were the same number of fouls for Cheryl Engle and Marie Kocurek (for at least the 7th time – not all stats are complete.)

The Does, who played without Brenda Chapman who was out sick with the flu, were led by Joanie Smith with 33 points, before she fouled out. Jan Fuller had 22, and Cindy Ellis had 20 for the (4-16) Does.

Minnesota Fillies														Team Ge	
Name	No.	Min	FGM	FGA	FTM	FTA	OFR	DFR	Tot Rb	Ast	PF	St	TO	BS	Pts
Cooper, Accronetta	33		0		2	2			0						2
DeBoer, Kathy	21		5		6	10			0						16
DeLorme, Scooter	32		2		0	0			0						4
Engle, Cheryl	24		3		9	12			0		6				15
Jackson, Peggy	12	Name not in Newspaper													0
Keeley, Marguerite	45		7		3	5			0						17
Kocurek, Marie	42		6		7	11			0		6				19
Koopman, Carol	25		0		2	3			0						2
Lundberg, Cynthia	10		7		7	10			0		6				21
Sjoquist, Lynette	55	Name not in Newspaper													
Wilson, Donna	11		12		6	7			0						30
Adjustment		240						55	55		12				
Totals		240	42	0	42	60	0	55	55	0	30	0	0	0	126
			FG%	#DIV/0!	FT%	70.0%		Team Rebs							

Milwaukee Does															Team Ga
Name	No.	Min	FGM	FGA	FTM	FTA	OFR	DFR	Tot Rb	Ast	PF	St	TO	BS	Pts
Booker, Gerry	24		5		1	4			0		6				11
Decker, Patti	44		2		0	0			0						4
Dennis, Brenda	10		1		0	0			0						2
Ellis, Cindy	25		9		2	3			0						20
Fuller, Jan	28		8		6	8			0						22
Gehrke, Lynda	33		1		2	7			0						4
Hostert, Barb	6		2		1	4			0						5
Prevost, Deb	32		2		1	2			0						5
Smith, Joanie	1		11		11	13			0		6				33
Wilson, Laurie	30		0		0	0			0						0
Zweig, Doris	15		0		0	0			0						0
Adjustment		240						35	35		22				
Totals		240	41	0	24	41	0	35	35	0	34	0	0	0	106
			FG%	#DIV/0!	FT%	58.5%		Team Rebs							

With a new coach and new players the Fillies kept wheeling and dealing. This time on February 20th they traded an undisclosed 1979 Draft pick to the Iowa Cornets for Kathy Hawkins.

(Ed: In the 1979 Draft the following happened – Minnesota did NOT make a pick in the 3rd round. Iowa did NOT make any extra picks in the 3rd round. The only additional Iowa pick was in the 4th round, but that was because of a trade with Milwaukee. This pick disappeared and it seems as if No Transaction ever took place. Yet Kathy Hawkins did play for the Fillies)

Also, on the 20th Minnesota waived Lynette Sjoquist. This meant that the following who were with the team on opening day were now gone: Brenda Chapman, Maren Michaelson, Mary Morrish, Deb Prevost, Lynette Sjoquist, and Laurie Wilson.

With another home game coming up on Thursday February 22nd, the Fillies had a chance to build on their latest victory by learning from their new coach. The (9-10) Fillies would be hosting the (7-10) Dayton Rockettes, who had their most recent home game cancelled. A snowstorm on the East Coast prevented the New Jersey Gems from getting to Dayton, so the Rockettes prepared for the Fillies.

One player looking forward to this game was Rockettes' guard, Vivian Greene, who lit up the Fillies for 40 points the last time she was at the Met. Sports Center. A crowd of only 331 saw Dayton take a small 24-22 lead, which expanded to 56-45 at the half. Minnesota could only cut off one point in the 3rd quarter, but the Fillies made it a game with a 31-24 fourth quarter. Unfortunately, the Fillies' effort came up short with a 104-101 loss.

The Fillies were led by Marie Kocurek and Marguerite Keeley who had 33 & 25 points respectively. As far as rebounding the ball, the two new players, Kathy DeBoer and Marguerite Keeley pulled down 28 rebounds (15 & 13), while Marie Kocurek grabbed 16. Scooter DeLorme set a team record with 15 assists, which broke her own record of 13.

The Rockettes, who only played six players, were paced by Vonnie Tomich's 29 points and nine assists and Vivian Greene's 26 points. The board work was done by Michelle McKenzie who had 14, Angela Scott who had 12, and Patti Bucklew's 11 rebounds.

Minnesota Fillies															Team G
Name	No.	Min	FGM	FGA	FTM	FTA	OFR	DFR	Tot Rb	Ast	PF	St	TO	BS	Pts
DeBoer, Kathy	21		5	13	0	0		15	15		5				10
DeLorme, Scooter	32		3	11	2	5		2	2	15	5				8
Engel, Cheryl	24		0	2	1	4		2	2		2				1
Hawkins, Kathy	13	3	0	0	0	0		0	0	1	2	0	2		0
Keeley, Marguerite	45		10	18	5	7		13	13		4				25
Kocurek, Marie	42		11	21	11	14		16	16		2				33
Koopman, Carol	25		0	3	0	0		4	4		0				0
Lundberg, Cindy	10		1	4	1	2		4	4		1				3
Sjoquist, Lynette	55	Name not in Newspaper													
Wilson, Donna	11		9	21	3	6		7	7		1				21
Adjustment		237								9			25		
Totals		240	39	93	23	38	0	63	63	25	22	0	27	0	101
			FG%	41.9%	FT%	60.5%		Team Rebs	1						

Dayton Rockettes															Team G
Name	No.	Min	FGM	FGA	FTM	FTA	OFR	DFR	Tot Rb	Ast	PF	St	TO	BS	Pts
Bucklew, Patti	40		4	8	1	2		11	11		6				9
Craig, Denise	10		4	17	0	0		7	7		5				8
Franklin, Connie	25	Name not in Newspaper													
Greene, Vivian	24		11	27	4	4		6	6		2				26
Holman, Joy	3	Name not in Newspaper													
McKenzie, Michelle	20		7	15	3	6		14	14		5				17
Payne, Felicia	21	Name not in Newspaper													
Pitts, Brenda	14	Name not in Newspaper													
Scott, Angela	23		6	18	3	6		12	12		4				15
Tomich, Vonnie	5		11	20	7	9		5	5	9	3				29
Adjustment		240								9			17		
Totals		240	43	105	18	27	0	55	55	18	25	0	17	0	104
			FG%	41.0%	FT%	66.7%		Team Rebs	1						

Two days after the Dayton loss (Feb. 24) the Fillies made the following transactions: Accronetta Cooper was waived (another day 1 player), Peggy Jackson was waived (the 8th day 1 player). Carol Koopman, who had several good games with the Fillies and was also a day 1 player was traded to . . . hold on . . . Milwaukee for unknown compensation. Whatever that means!

That meant that only Cheryl Engle and Donna Wilson had survived. Marie Kocurek did not join the team until the second game.

The Fillies must have had a plan, because they signed Kim Blacklock a 6'5" center from Geneva, New York. If rebounding was Gordon Nevers focus, this was probably his idea.

The Fillies had a week before they had to travel to Chicago and Alumni Hall to take on the (13-8) Hustle. The Fillies not only brought eight players with them to Chicago, were they a cohesive team? Blacklock and Hawkins were brand new and DeBoer and Keeley had played just two games with Minnesota. One of the missing Fillies was a foundational piece, Donna Wilson.

On Thursday March 1st, 1,801 filed into Alumni Hall to watch. The two teams fought to a 32-32 1st quarter tie, before the Hustle went ahead 62-57 at the half. Minnesota came out on fire in the 3rd quarter as they outscored the Hustle 38-27 for a 95-89 lead.

As the teams went into the fourth quarter the number of fouls on the Fillies were beginning to pile up and take their toll. By the games' end the Fillies had five of their eight players foul out, yet they kept on fighting, but were required to have five players on the floor.

According to the Chicago Tribune

The injury plagued Fillies also got into foul trouble. When their third player fouled out with 7:28 left, Kim Blacklock entered to become the tallest player in the Women's Professional Basketball League at 6-6. She joined the team Wednesday.

Two other Fillies also subsequently drew their 6th fouls, but remained in the game under a league rule that says a team must have five players. The rule states that when a "fouled-out athlete picks up another personal, it's a technical in addition to the regular foul. This is also an NBA rule

At the six-minute mark, the Chicago Hustle lodged a protest based on,

"it was shorted two free throws; That a technical should have been called when the 4th and 5th Fillies fouled for the 6th time and were allowed to remain in the game."

From 7:28 to 6:02 the teams continued, but when the seasoned players, who had been college coaches, informed Coach Bruno of the rules violations he lodged a protest. At the time of the protest the score was Minnesota 116 and Chicago 110.

In the last six minutes DeBoer and Lundberg both picked up seventh fouls, which should have allowed for extra free throws.

At the conclusion of this March 1st game the Fillies came through with a 141-139 victory. The 280 points, in a 48-minute game, meant almost six points every minute. The 4th quarter was a defensive coach's nightmare – Chicago 50 Minnesota 46. OR 96 points in 12 minutes of 8 points a minute. Does anyone know if they lowered the baskets or shortened the court to 70 feet?

(Ed: The Protest would be upheld and the final 6:02 would be replayed on March 22nd, the next time the Fillies visited Chicago. But as for now we will continue as if nothing changes.)

Minnesota Fillies																Team Game #
Name	No.	Min	FGM	FGA	FTM	FTA	OFR	DFR	Tot Rb	Ast	PF	St	TO	BS	Pts	Eff Rat
Blacklock, Kim	55	2	1	1	0	0	0	3	3	0	4	0	4		2	0.500
DeBoer, Kathy	21	37	10	18	4	5	2	7	9	4	7	2	4	1	24	1.054
DeLorme, Scooter	32	29	4	9	3	4	1	2	3	2	6	5	6		11	0.586
Engle, Cheryl	24	38	9	19	2	5	5	5	10	1	2	0	5		20	0.711
Hawkins, Kathy	13	16	2	6	2	4	0	1	1	0	6	1	2		6	0.375
Keeley, Marguerite	45	45	13	30	7	9	8	8	16	1	3	0	5		33	1.022
Kocurek, Marie	42	29	2	6	8	9	5	15	20	2	6	1	8	1	12	1.000
Lundberg, Cindy	10	44	13	28	7	9	6	6	12	5	7	2	7		33	1.136
Wilson, Donna	11	Did Not Play							0						0	
Totals		240	54	117	33	45	27	47	74	15	41	11	41	2	141	0.896
			FG%	46.2%	FT%	73.3%		Team Rebs	9							

Chicago Hustle																Team Game #
Name	No.	Min	FGM	FGA	FTM	FTA	OFR	DFR	Tot Rb	Ast	PF	St	TO	BS	Pts	Eff Rat
Caldwell, Breena	30	3	0	3	0	0	0	0	0	0	0	0	0		0	0.000
Digitale, Sue	21	42	5	10	5	8	1	5	6	0	3	0	1		15	0.476
Duckworth, Tesa	44	33	10	19	2	3	0	4	4	1	3	0	2	2	22	0.788
Easterling, Rita	15	45	10	18	15	19	0	1	1	11	6	2	7		35	1.178
Fincher, Janie	10	38	6	19	6	12	2	3	5	10	5	3	1	1	18	1.184
Galloway, Liz	31	38	2	9	5	9	2	7	9	2	5	4	5		9	0.553
Johnson, Tanya	32	1	0	0	0	0	0	0	0	0	0	0	0		0	0.000
Rainey, Sandra	23	Name not in Box Score														
Stachon, Toni	14	Name not in Box Score														
Waddy-Rossow, Debby	25	40	15	29	10	19	5	5	10	1	6	4	3		40	1.325
Totals		240	48	107	43	70	10	25	35	25	28	13	19	3	139	0.908
			FG%	44.9%	FT%	61.4%		Team Rebs	6							

The Fillies' victory gave them a 10-11 record, while Chicago fell to 13-9. For Coach Mascari this was his second victory, which gave him a 2-3 record.

But there was no rest for the Fillies. They didn't care if the game was protested, they had a long drive to Bettendorf, Iowa which had them arriving at 4 am. They would then play that evening against the (13-8) Cornets, who moved into first place with the Hustle loss.

At 10-11 there was only a four-game gap, between the Fillies & Cornets. A Fillies' victory on March 2nd would cut that to three games. The team would again be without the services of Donna Wilson.

The Friday night game attracted 1,654 people to Bettendorf High School as the Cornets took a 26-24 lead. A defensive lapse allowed the Cornets to score 38 points, which seemed tame to the 50 the Hustle scored in the 4th quarter yesterday. The Fillies trailed 64-50 at the half.

At half time the crowd was entertained by Tanya Crevier with her ball handling skills. But an added attraction was 65-year-old Cornets' owner George Nissen, who showed people he still had his ability on the trampoline. Of course, the trampoline was Nissen's invention, so why wouldn't he show he still had IT.

The Fillies' defensive woes continued as they were outscored again 38-22 to fall behind 102-72. As the Cornets gave their bench a chance to play the Fillies worked hard to lose by a respectable 21, 123-102.

The Fillies travelled with eight players and six of them, almost seven, scored in double figures: Keeley 22, DeLorme 20, DeBoer 18, Lundberg 13, Engle & Hawkins 10 each, and Kocurek 9.

Iowa, who improved their record to 14-8, were led by Debra Thomas with 28 and Molly Bolin with 20. The Cornets, as a team, took an incredible 129 shots for the game. Which was 38 more shots than they took, when they scored 132 points against New Jersey in February.

Minnesota Fillies															Team G
Name	No.	Min	FGM	FGA	FTM	FTA	OFR	DFR	Tot Rb	Ast	PF	St	TO	BS	Pts
Blacklock, Kim	55	1	0	0	0	0	0	0	0	0	0	0	0	0	0
DeBoer, Kathy	21		9		0	0			0						18
DeLorme, Scooter	32		9		2	2			0						20
Engle, Cheryl	24		4		2	4			0						10
Hawkins, Kathy	13	19	3	3	4	4	1	2	3	4	1	3	3	0	10
Keeley, Marguerite	45		11		0	0			0						22
Kocurek, Marie	42		3		3	4			0						9
Lundberg, Cindy	10		5		3	4			0						13
Wilson, Donna	11	Name not in Newspaper													
Adjustment		220		103						16					
Totals		240	44	106	14	18	1	2	3	4	17	3	3	0	102
			FG%	41.5%	FT%	77.8%	Team Rebs								

Iowa Cornets															Team G
Name	No.	Min	FGM	FGA	FTM	FTA	OFR	DFR	Tot Rb	Ast	PF	St	TO	BS	Pts
Bolin, Molly	30		9	23	2	2			0						20
Crevier, Tanya	24		0		1	2			0						1
Drawing, Doris	50		7	18	0	0			0						14
Green, Anita	12		4		0	0			0						8
Kunzmann, Connie	44		7	10	2	2			0						16
Penquite, Rhonda	32		3		2	2			0						8
Rutter, Nancy	34		2		0	0			0						4
Schrad, Mary	54	7	1	5	0	0	2	1	3	0	0	0	2	0	2
Sharps, Denise	20	Injured - Knee													
Thomas, Debra	40		13	22	2	3			0						28
Tucker, Robin	10		8	13	0	0			0						16
Uhl, Joan	22		2		2	2			0						6
Adjustment		233		38						16					
Totals		240	56	129	11	13	2	1	3	0	16	0	2	0	123
			FG%	43.4%	FT%	84.6%	Team Rebs								

If ever there was a time for the (10-12) Fillies to make a move in the standings it would be over the next 12 days, because they had four home games coming up.

Their first game was just two days later on Sunday March 4th at the Met. Sports Center against the (5-16) Milwaukee Does. Donna Wilson was back in the starting lineup, as the two teams ended the 1st quarter in a 27-27 tie. The Does tried a full court press, but foul trouble made them scrap it and Minnesota took a commanding 62-52 lead at the half.

The Does were playing under the leadership of General Manager Gene DeLisle. This was his 11th game coaching. At the same time, he was also looking to find the team a new coach. But in this case as their leader, he made some adjustments and the Does came out of the locker room on fire. The Does' press forced SIX straight Fillies' turnovers which the Does converted into 15 points. This allowed them to put up 42 points in the 3rd quarter to the Fillies 26 to take a 94-88 lead. The Fillies' defense wasn't any better in the 4th quarter as they gave up 41 more points, while scoring 33. The final score was 135-121 for the (6-16) Does.

This was the first game for Brenda Chapman against her former teammates. She put up 36 points with nine rebounds before she eventually fouled out. As for the Fillies, they were led by Marguerite Keeley's 25, Marie Kocurek's 23, and Donna Wilson's 20. Kocurek also pulled down 10 rebounds, before she fouled out.

The Does might have set a record, that needs verifying, as they had three players with over 30 points. Along with Chapman's 36, Joanie Smith had 33, and former Fillies' guard Deb Prevost had 30. Joanie Smith also grabbed 14 rebounds, but Gerry Booker topped the team with 19 rebounds. She was one rebound shy of the elusive 20/20 Club, as she also scored 23 while blocking four shots.

Milwaukee was on a rare two-game winning streak, while the Fillies were on a two-game losing streak. Coach Louis Mascari's record was now at 2-5. The team that was 8-8 and only two games behind the Hustle on February 10th, was now 10-13 and five games behind the Cornets.

In the last three games the Fillies gave up 139, 123, and 135 for an average of 132.3.

Minnesota Fillies																Team Game #	
Name	No.	Min	FGM	FGA	FTM	FTA	OFR	DFR	Tot Rb	Ast	PF	St	TO	BS	Pts	Eff Rat	
Blacklock, Kim	55	3	0	2	0	0		0	0	0	0	0	0	0	0	0.000	
DeBoer, Kathy	21	31	5	13	7	8		5	5	6	6	2	6		17	0.968	
DeLorme, Scooter	32	44	2	9	13	15		5	5	10	4	3	3		17	0.955	
Engle, Cheryl	24	24	5	13	4	4		2	2	1	0	1	3		14	0.667	
Hawkins, Kathy	13	10	1	2	3	3		0	0	1	2	0	3	0	5	0.400	
Keeley, Marguerite	45	44	10	18	5	7		4	4	1	2	0	3		25	0.636	
Kocurek, Marie	42	33	6	13	11	14		10	10	1	6	3	6		23	0.970	
Lundberg, Cindy	10	15	0	3	0	0		0	0	0	3	1	0		0	0.067	
Wilson, Donna	11	36	7	14	6	6		6	6	4	3	2	0		20	1.000	
Adjustment							7	-7									
Totals		240	36	87	49	57	7	25	32	24	26	12	24	0	121	0.788	
			FG%	41.4%	FT%	86.0%	Team Rebs										
Special Notes:																	
Coach Louis Mascari Last Game																	

Milwaukee Does																Team Game #	
Name	No.	Min	FGM	FGA	FTM	FTA	OFR	DFR	Tot Rb	Ast	PF	St	TO	BS	Pts	Eff Rat	
Booker, Gerry	24	45	9	16	5	8		19	19	1	4	1	6	4	23	0.867	
Chapman, Brenda	22	43	11	26	14	16		9	9	4	6	2	3	1	36	1.209	
Decker, Patti	44	4	1	2	0	0		0	0	0	3	0	1		2	0.250	
Dennis, Brenda	10	Name not in Newspaper															
Ellis, Cindy	25	3	0	0	0	0		0	0	1	1	0	0		0	0.667	
Fuller, Jan	28	20	3	9	1	4		7	7	0	5	0	1		7	0.650	
Gehrke, Lynda	33	21	1	2	0	0		7	7	0	5	1	2		2	0.381	
Hostert, Barb	6	6	0	0	0	0		0	0	0	2	0	0		0	0.000	
Koopman, Carol	13	10	0	2	0	0		1	1	0	1	0	0		0	0.100	
Prevost, Deb	32	40	14	20	2	3		4	4	4	5	4	6	1	30	1.000	
Smith, Joanie	1	42	13	17	7	9		14	14	4	3	5	7	1	33	1.262	
Wilson, Laurie	30	6	1	2	1	1		1	1	1	1	0	0		3	1.000	
Zweig, Doris	15	Name not in Newspaper															
Adjustment					-1		20	-20							-1		
Totals		240	53	96	29	41	20	42	62	15	36	13	26	7	135	0.892	
			FG%	55.2%	FT%	70.7%	Team Rebs										
Special Notes:																	
Technical Foul: Asst. Coach Bratz																	

The (10-13) Fillies had a week off before their next game against the other last place team, the New Jersey Gems.

On March 5th the Minnesota Fillies brought a new term to the sports world – “Stepped Back.” Coach Louis Mascari, who was 2-5,

“stepped back” into an undefined nether world after three weeks at the helm of the Women's Basketball League team, “to take a look at things and sort of remove myself from coaching duties until the end of the season.”

“Lou is a tremendous student of the game and a tremendous teacher of basketball,” Nevers said after the Fillies practiced yesterday at the Decathlon Club in Bloomington. “During the three weeks he's been coached he's spent a considerable amount of time and effort, but he felt he wasn't making progress. He didn't quit. He wasn't fired. I guess you can say he's taken a leave. It's possible he could be our coach next year. In the meantime, he might do some scouting.”

“I know it sounds a little strange,” Mascari, 50, said. “But I'm just one of those guys that when I see I'm not getting the job done while there's a lot of other people working hard, well, I have to look at myself.”

So, while this was the third coaching hire by the Fillies, it was remarkably the second time a coach recognized they were in over their heads. The first hire, Dee Hopfenspirger, kindly backed out within the first week of training camp, which allowed the team to locate Julia Yeater. This time Mascari could see

“There was just something missing. I'm just not sure what. The ladies have certainly been playing their hearts out. They've done everything I've asked. I guess I'm not asking the right things.”

This meant that Gordon Nevers and the injured Trish Roberts were back in charge of the team.

On Sunday the (8-14) New Jersey Gems found their way to the Met. Sports Center to play the (10-13) Fillies. With Gordon Nevers making the bench decisions and with Trish Roberts medically cleared to play, the Fillies and Gems were tied at 22 after one quarter.


The Fillies were able to take the lead at the half with a 27-22 1st quarter and a 49-44 lead. They expanded that lead to 78-63, which led to a 112-83 victory in the end.

With Roberts able to play 16 minutes, she showed the 1,064 fans what they were missing and what the team could have been. In her 16 minutes she had 13 points, six rebounds, along with two steals. This translated to a very high 1.438 Efficiency Rating.

The Fillies had four other players with double figures, including Donna Wilson's 26, Kathy DeBoer's 22, Marie Kocurek's 17 (along with 14 rebounds), and Marguerite Keeley's 14.

The Gems who fell to 8-15 were led by a player who was known as "Wicked" Wanda Szeremeta. Ms. Szeremeta scored 23, while Gail Tatterson had 19 before she fouled out.

"Coach" Nevers improved his record to 2-0 and the team was now 11-13. For the Fillies there were only ten more games in the season if they wanted to make a run for a playoff spot.



The next scheduled game for the Fillies was on Thursday March 15th against the New York Stars. Yet for the Fillies, and every other team in the league, there was just one big obstacle. An All-Star game had been forced into the league's schedule for March 14th at the Felt Forum, in New York's Madison Square Garden.

The Fillies would be represented by Marie Kocurek, Donna Wilson, and Marguerite Keeley. These three players had easy travel arrangements, because they played at home both before and after the 14th. Life wasn't as easy for some of the other teams in the league.

The All-Star game brought together three players from each of the teams in the league. The contest would be between the Midwest and the East. The Midwest would be coached by Doug Bruno because his Hustle were in first at 17-9. The East would be coached by Houston's Don Knodel, who had a record of 21-6.

The WBL office, located in Columbus, Ohio originally desired to have this game nationally broadcast. They thought by holding it in the Mecca of Basketball, Madison Square Garden, sponsors would support the effort. But the game wasn't going to be in the main arena, but in the Felt Forum. The 3,601 seat amphitheater was not the Garden, but it was in the Garden. The rental fee for the Felt Forum was \$10,000, but the league thought it was worth it for the national exposure they thought they were going to get.

The inaugural starting line-ups were:

Midwest: Marie Kocurek (Minnesota), Joan Uhl (Iowa), Janie Fincher, Rita Easterling, and Debby Waddy-Rossow (Chicago).

East: Belinda Candler (Houston), Gail Tatterson (New Jersey), Vivian Greene (Dayton), and Althea Gwyn and Janice Thomas (New York).

The Midwest took an early 30-18 lead, which was cut to 60-53 by the half. The East took control in the 3rd quarter as they went ahead, to stay, 85-80. The East came through with a 112-99 victory. The Most Valuable Player was Rita Easterling who had 19 points and 18 assists for the losing team.

The players were supposedly paid \$150 for participation and they were able to keep their uniforms.

Minnesota's Marie Kocurek played well in her 30 minutes with 17 points and 10 rebounds, and amazingly enough she also fouled out of an All-Star game. Donna Wilson had her struggles in her 17 minutes as she scored five points on 2 of 8 from the field. For Marguerite Keeley, who only played four minutes, she had one rebound and one foul.


Eastern Division All-Stars																			
Coach: Don Knodel Houston Angels 21 - 6																			
Team	No.	Name	Pos.	Min	2 FGM	2FGA	FTM	FTA	OF RB	DF RB	TOT RB	Ast	PF	St	TO	BS	Pts	Eff Rat	
Houston Angels	24	Candler, Belinda	F	19	4	6	1	3	3	1	4	4	3	0	0	0	9	1.105	
New Jersey Gems	33	Tatterson, Gail	C	17	5	9	0	3	5	3	8	2	3	0	1	0	10	1.235	
New York Stars	31	Gwyn, Althea	C	28	8	23	3	8	7	9	16	2	1	0	5	3	19	1.214	
New York Stars	10	Thomas, Janice	G	23	3	9	2	2	3	4	7	6	3	2	3	0	8	1.130	
Dayton Rockettes	21	Greene, Vivian	G	13	4	9	0	0	0	1	1	2	5	2	2	0	8	1.000	
Dayton Rockettes	5	Tomich, Vonnie	G	18	5	9	1	2	1	1	2	3	2	1	3	0	11	0.944	
New Jersey Gems	11	Mason, Debbie	G	14	0	2	3	4	1	2	3	1	2	1	3	0	3	0.429	
Houston Angels	12	Aulenbacher, Karen	G	23	2	5	3	4	0	5	5	5	2	2	2	0	7	0.957	
Dayton Rockettes	18	Craig, Denise	F	23	7	13	0	0	1	7	8	1	2	0	1	1	14	1.000	
New York Stars	20	Young, Kaye	F	18	1	7	1	2	1	3	4	3	3	3	0	0	3	0.889	
New Jersey Gems	23	Szeremeta, Wanda	F	24	1	9	4	5	3	2	5	4	3	3	3	0	6	0.792	
Houston Angels	52	Mavo, Paula	F	20	5	10	4	7	3	7	10	1	3	3	1	1	14	1.400	
Midwestern Division All-Stars																			
Coach: Doug Bruno Chicago Hustle 17 - 9																			
Team	No.	Name	Pos.	Min	2 FGM	2FGA	FTM	FTA	OF RB	DF RB	TOT RB	Ast	PF	St	TO	BS	Pts	Eff Rat	
Iowa Cornets	22	Uhl, Joan	F	19	1	3	0	0	1	4	5	0	2	0	3	0	2	0.211	
Chicago Hustle	25	Rossow, Debra Waddy	F	27	9	19	8	14	3	2	5	0	3	2	1	1	26	1.185	
Minnesota Fillies	42	Kocurek, Marie	C	30	7	12	3	8	6	4	10	1	6	4	1	1	17	1.067	
Chicago Hustle	10	Fincher, Janie	G	24	2	7	1	2	0	1	1	1	4	2	7	0	5	0.125	
Chicago Hustle	15	Easterling, Rita	G	40	5	11	9	10	0	4	4	18	4	1	9	0	19	1.275	
Milwaukee Does	1	Smith, Joanie	G	13	1	5	0	0	1	2	3	0	2	0	1	0	2	0.308	
Milwaukee Does	16	Booker, Gerry	F	18	3	10	3	9	3	5	8	2	1	1	1	2	9	1.167	
Iowa Cornets	18	Bolin, Molly	G	4	0	1	0	0	0	0	0	0	0	0	0	0	0	0.000	
Milwaukee Does	30	Chapman, Brenda	G	23	2	5	0	0	1	1	2	1	0	0	1	0	4	0.304	
Minnesota Fillies	33	Wilson, Donna	F	17	2	8	1	2	0	2	2	0	1	2	1	0	5	0.471	
Minnesota Fillies	45	Keeley, Marguerite	F	4	0	0	0	0	0	1	1	0	1	0	1	0	0	0.000	
Iowa Cornets	50	Draving, Doris	C	21	4	11	2	7	5	12	17	0	2	0	1	1	10	1.238	
					240	36	92	27	52	20	38	58	23	26	12	27	5	99	0.783
						FG %:	0.391	FT %:	0.519		Team Rbs	14							

East All-Stars



Back-row, left to right—Wanda Szeremeta, New Jersey Gems; Belinda Candler, Houston Angels; Gail Tatterson, New Jersey Gems; Althea Gwyn, New York Stars; Denise Craig, Dayton Rockettes; Paula Mayo, Houston Angels; Don Knodel, Houston Angels Head Coach. Front row, left to right—Vonnie Tomich, Dayton Rockettes; Debra Mason, New Jersey Gems; Vivian Greene, Dayton Rockettes; Karen Aulenbacher, Houston Angels; Janice Thomas, New York Stars; Faye Young, New York Stars.

West All-Stars



Back row, left to right— Kim Davis, Chicago Hustle Trainer; Doug Bruno, Chicago Hustle Head Coach; Marie Kocurek, Minnesota Fillies; Marquerite Keeley, Minnesota Fillies; Doris Draving, Iowa Cornets; Joan Uhl, Iowa Cornets; Gerry Booker, Milwaukee Does; Debra Waddy-Rossow, Chicago Hustle. Front row, left to right— Donna Wilson, Minnesota Fillies; Brenda Chapman, Milwaukee Does; Janie Fincher, Chicago Hustle; Rita Easterling, Chicago Hustle; Molly Bolin, Iowa Cornets; Joanie Smith, Milwaukee Does.

1978-79 WBL All Star Game at Madison Square Garden, March 14, 1979-East 112, West 99. Photographs by Robert J. Lewis

7

An amazing fact is the number of players with an Efficiency Rating over 1.000. This was a creation from NBA coach Bill Fitch and it is a greater indicator of ability.

The formula is as follows:
 Points + Rebounds + Steals + 2*Assists – Turnovers divided by Minutes.
 Example Paula Mayo: 14 + 10 + 3 + 2 – 1 = 28 positive points / 20 minutes = 1.400

You'll note that shooting percentage is not involved, like Kaye Young's 1 for 7, did not play a part in her .889 Eff Rat. Because you don't know if offensive rebounds became involved.

The results are like school grades – 1.000 Excellent, .900 Great, .800 Good, .700 Average, .600 OK, < .500 – Not Positive.

Therefore, this All-Star game had 12 players with over a 1.000 rating. That is why they were All-Stars.

The next morning Kocurek, Keeley, and Wilson flew back to Minnesota. Was it

possible that Althea Gwyn, Janice Thomas, and Kaye Young were all on the same flight?

Either way the (14-11) New York Stars, riding a three-game winning streak were on their way to the Met. Sports Center for a March 15th game against the (11-13) Fillies.

Unfortunately for Minnesota Trish Roberts' knee could not hold up after her March 12th performance and she would be out for the rest of the year. This was too bad because the Fillies were undefeated (2-0) with Trish in the line-up.

Only 558 came out to watch the Fillies take a 29-18 1st quarter advantage. This lead was raised to 47-35 at the half and 65-53 after three quarters. Despite being down 16 at one point, the Stars got within two at 79-77, when they fouled Kathy DeBoer. Their hope was that missed free throws would give them a last second chance. But DeBoer with :04 on the clock made both shots to secure the 81-77 victory.

The Fillies were led by All-Star Marie Kocurek's 35 on 17 of 26 from the field and Kathy DeBoer's 13. The Stars' All-Stars, Althea Gwyn and Janice Thomas had 25 and 23 points respectively.

Minnesota Fillies															Team G				
Name	No.	Min	FGM	FGA	FTM	FTA	OFR	DFR	Tot Rb	Ast	PF	St	TO	BS	Pts				
Blacklock, Kim	55	Name not in Newspaper																	
DeBoer, Kathy	21														13				
DeLorme, Scooter	32														9				
Engle, Cheryl	24														4				
Hawkins, Kathy	13	12	0	1	0	0	0	1	1	1	2	1	3	0	0				
Keeley, Marguerite	45														6				
Kocurek, Marie	42	17		26	1														35
Lundberg, Cindy	10														6				
Roberts, Trish	44	DNP - Injured																	
Wilson, Donna	11														8				
Adjustment		228														17			
Totals		240	17	27	1	0	0	1	1	1	19	1	3	0	81				
			FG%	#####	FT%	#DIV/0!	Team Rebs												

New York Stars															Team G	
Name	No.	Min	FGM	FGA	FTM	FTA	OFR	DFR	Tot Rb	Ast	PF	St	TO	BS	Pts	
Alt, Suzanne	13														4	
Arturi, Lynn	23														4	
Fletcher, Carmen	30	Name not in Newspaper														
Geils, Donna	21														4	
Gross, Maria	12	Name not in Newspaper														
Gwyn, Althea	31														23	
Melbourne, Mara	24														5	
Ransom, Gigi	25	Name not in Newspaper														
Thomas, Janice	10														21	
Young, Faye	22														4	
Young, Kaye	20														12	
Adjustment		240														18
Totals		240	0	0	0	0	0	0	0	0	18	0	0	0	77	
			FG%	#DIV/0!	FT%	#DIV/0!	Team Rebs									

The Stars 14-12 record meant they were 6.5 games behind Houston, with only eight games left. Yet Dayton's 9-16 and New Jersey's 8-16 records meant the Stars were almost a lock for the playoffs.

The Fillies record improved to 12-13 which meant they were 4.5 games behind Chicago and 3.5 games behind Iowa for a playoff spot.

On the morning of March 16th the Fillies put 6'6" Kim Blacklock on injured reserve. She would be out the rest of the year. To date Kim played 10 minutes in four games where she scored 2 points and had 1 rebound. On the same day the Fillies re-signed Accronetta Cooper, who was originally waived on February 24th. The Fillies were also going to be without Kathy Hawkins for a while, because she broke her hand.

The Fillies had one more game on their home stand and it would be against the (15-11) Iowa Cornets on Friday March 16th. The Cornets were on a three game losing streak, with all of them on the road. This would be their fourth road game in a week.

Friday night at the Met. Sports Center drew a crowd of 2,110 as the Fillies took a 29-23 first quarter lead. But the Cornets were able to tie the game at 49 at the half. Minnesota took a 71-68 lead into the fourth quarter, which eventually was tied at 97-97, before Scooter DeLorme hit four free throws in the final 10 seconds to secure the 101-97 victory. This was their third straight victory since Coach Mascari, "stepped down." It was also Gordon Nevers' fourth victory without a defeat.

The Fillies were led by Marie Kocurek's 30 points, before she fouled out for the 10th time. Donna Wilson's 21 points were next and three others scored in double figures. For the Cornets All-Star Molly Bolin had 25, while All-Star Joan Uhl had 21, before she fouled out. The Cornets who were 15-8 on March 9th were now 15-12 on March 16th. Their next game wouldn't be for a week, but at least it would be at home.

Minnesota Fillies															Team Ge
Name	No.	Min	FGM	FGA	FTM	FTA	OFR	DFR	Tot Rb	Ast	PF	St	TO	BS	Pts
Cooper, Accronetta	33		1		0	0			0						2
DeBoer, Kathy	21		6		2	2			0		6				14
DeLorme, Scooter	32		1		10	14			0						12
Engle, Cheryl	24		1		2	2			0						4
Hawkins, Kathy	13	DNP - Broken Hand													
Keeley, Marguerite	45		6		4	7			0						16
Kocurek, Marie	42		12		6	13			0		6				30
Lundberg, Cindy	10		0		2	2			0						2
Wilson, Donna	11		9		3	3			0						21
Adjustment		240									13				
Totals		240	36	0	29	43	0	0	0	0	25	0	0	0	101
			FG%	#DIV/0!	FT%	67.4%	Team Rebs								

Iowa Cornets															Team Ga
Name	No.	Min	FGM	FGA	FTM	FTA	OFR	DFR	Tot Rb	Ast	PF	St	TO	BS	Pts
Bolin, Molly	30		11		3	5			0						25
Crevier, Tanya	24	Name Not in Newspapers													
Draving, Doris	50		3		3	6			0						9
Green, Sister	12		0		0	0			0						0
Kunzmann, Connie	44		1		1	2			0						3
Penquite, Rhonda	32		0		0	0			0						0
Rutter, Nancy	34		3		2	4			0						8
Schrad, Mary	54	Name Not in Newspapers													
Sharps, Denise	20		3		2	2			0						8
Thomas, Debra K.	40		6		5	11			0		6				17
Tucker, Robin	10		2		2	2			0						6
Uhl, Joan	22		8		5	5			0		6				21
Adjustment		240									16				
Totals		240	37	0	23	37	0	0	0	0	28	0	0	0	97
			FG%	#DIV/0!	FT%	62.2%	Team Rebs								

The Fillies concluded their home stand with a 13-13 record. This was the first time they were .500 since they were 8-8. Their next four games were on the road, starting in two days, March 18th, in New Jersey.

Before travelling east, the Fillies made another transaction. This time it was for a 5'8" guard who graduated from University of Alabama, Brenda Pitts. Brenda began her WBL career with the Milwaukee Does, which can be proven by her signature on the Does' Pennant that certified she was at the historic first game. Brenda was then traded on December 10th, the day after the 1st game, to the Dayton Rockettes. With Dayton Brenda played in 20 games for 172 mins (8.6 mpg), she had 36 points (1.8 ppg) on 25% from the field and 32% from the line. She was then traded to the Fillies on March 17th for a 1980 unknown draft pick.

The (8-17) Gems were in last place in the Eastern Division and in the midst of a four-game losing streak. The Sunday crowd at the Dunn Sports Complex in Elizabeth, New Jersey was only 409.

The Fillies jumped out to a 31-18 first quarter lead, which became 49-39 at the half. The Fillies increased their lead to 78-65 going into the fourth quarter. The Gems fought back and put 42 points on the board in the fourth quarter but fell two points short as the Fillies' triumphed 109-107.

Marie Kocurek continued her scoring binge as she had her third game in a row over 30 with 34 on 14 of 22 from the field. Kathy DeBoer contributed 26, while Donna Wilson had 19. The newest Fillies player, Brenda Pitts, played 10 minutes and had 3 points.

The Gems had six players in double figures with All-Star Debbie Mason leading the way with 24. Denise Burdick added 20, but another All-Star Wanda Szeremeta was held to four points this game.

Minnesota Fillies																Team Ge
Name	No.	Min	FGM	FGA	FTM	FTA	OFR	DFR	Tot Rb	Ast	PF	St	TO	BS	Pts	
Cooper, Accronetta	33								0						0	
DeBoer, Kathy	21								0						26	
DeLorme, Scooter	32								0						9	
Engle, Cheryl	24								0						2	
Hawkins, Kathy	13	Name not in Newspaper							0							
Keeley, Marguerite	45								0						11	
Kocurek, Marie	42		14	22	6				0						34	
Lundberg, Cindy	10								0						5	
Pitts, Brenda	25	10	1	3	1	2	1	1	2	2	2	1	6	0	3	
Roberts, Trish	44	Name not in Newspaper							0							
Wilson, Donna	11								0						19	
Adjustment		230									20					
Totals		240	15	25	7	2	1	1	2	2	22	1	6	0	109	
			FG%	60.0%	FT%	350.0%	Team Rebs									
Special Notes:																
Technical Foul: Coach Gordon Nevers																

New Jersey Gems																Team Ge
Name	No.	Min	FGM	FGA	FTM	FTA	OFR	DFR	Tot Rb	Ast	PF	St	TO	BS	Pts	
Burdick, Denise	35								0						20	
Burdick, Randi	21								0						12	
Logan, Karen	4								0						11	
Martin, Sue	13								0						0	
Mason, Debbie	11								0						24	
Peppler, Mary Jo	34								0						9	
Solano, Kathy	20								0						10	
Szeremeta, Wanda	23								0						4	
Tatterson, Gail	33								0						17	
Adjustment		240									31					
Totals		240	0	0	0	0	0	0	0	0	31	0	0	0	107	
			FG%	#DIV/0!	FT%	#DIV/0!	Team Rebs									

The (14-13) Fillies went across the river to Iona College and Mulcahy Center to take on the (16-12) New York Stars. The Monday, March 19th game, was the fourth game in five days for the Fillies. On the 19th the Fillies added Kathy Fitzgerald, a 5'8" guard from William Patterson College. She played seven games with the New Jersey Gems before being waived.

The two teams would play in front of the largest Stars' crowd at the Mulcahy Center – 680. Even the Stars home opener only drew 563 to the 2,578 seat gymnasium – a facility that was only 4 years old. The “large” crowd was there because the first 200 fans would receive a free New York Stars pennant and not because of the red-hot Fillies.



Minnesota took a quick 26-21 first quarter lead. The Fillies applied more defensive pressure and the Stars could only put up 15. Janice Thomas was hounded by Scooter DeLorme into an 0-8 from the field and one point at the half. The Fillies scored 21 for a 47-36 half time lead.

The Stars cut it by three to 66-58 and to 66-64 early in the 4th quarter. But baskets by Kocurek, Lundberg, and Keeley gave the Fillies the lead they needed. In the end the Fillies prevailed 86-78. This was their 5th victory in a row and raised the team's record to 15-13. For Gordon Nevers he was 6-0 as a coach.

Fillies All-Star Marguerite Keeley came through with 36 points and 15 rebounds. Kathy DeBoer also pulled down 15 rebounds while scoring 12 points. The Stars' Althea Gwyn had 18 rebounds and 15 points, but she shot 5 of 17 from the field. Janice Thomas led the team with 17 points and the All-Star Kaye Young, scored 16. The Stars were 5-2 over their last seven games with both losses to the Fillies.

Minnesota Fillies																Team G
Name	No.	Min	FGM	FGA	FTM	FTA	OFR	DFR	Tot Rb	Ast	PF	St	TO	BS	Pts	
Cooper, Accronetta	33	6	0	0	0	0	0	0	0	0	1	0	0	0	0	
DeBoer, Kathy	21							15	15						12	
DeLorme, Scooter	32								0						7	
Engle, Cheryl	24								0						0	
Fitzgerald, Kathy	4	20	1	2	1	1	0	0	0	0	1	0	1	0	3	
Hawkins, Kathy	13	Name not in Newspaper														
Keeley, Marguerite	45							15	15						36	
Kocurek, Marie	42								0						16	
Lundberg, Cindy	10														6	
Pitts, Brenda	25	Name not in Newspaper														
Wilson, Donna	11								0						6	
Adjustment		214									21		27			
Totals		240	1	2	1	1	0	30	30	0	23	0	28	0	86	
			FG%	50.0%	FT%	100.0%		Team Rebs								

New York Stars																Team Ga
Name	No.	Min	FGM	FGA	FTM	FTA	OFR	DFR	Tot Rb	Ast	PF	St	TO	BS	Pts	
Alt, Suzanne	13								0						2	
Arturi, Lynn	23								0						2	
Fletcher, Carmen	30	Name not in Newspaper														
Geils, Donna	21								0						7	
Gross, Maria	12								0						2	
Gwyn, Althea	31		5	17	5			18	18						15	
Melbourne, Mara	24								0						7	
Ransom, Gigi	25	Name not in Newspaper														
Thomas, Janice	10								0						17	
Young, Faye	22								0						10	
Young, Kaye	20								0						16	
Adjustment		240									27					
Totals		240	5	17	5	0	0	18	18	0	27	0	0	0	78	
			FG%	29.4%	FT%	#DIV/0!	Team Rebs									

The next day the league office officially announced their findings on the March 1st game between the Fillies and the Chicago Hustle. According to the Chicago Tribune:

The game will be replayed with 5:29 remaining and Minnesota leading 116-111. The replay is set for 6:30 PM Thursday at Alumni Hall.

Whether there was 6:04 remaining or 5:29 doesn't matter, because the (15-13) Fillies and the (16-11) Hustle would be battling for playoff position.

While the Fillies were on their way to Chicago, Gordon Nevers told former Coach Louis Mascari, on Wednesday March 21st, that his services for this year and future years were not going to be needed. Mascari thought they would postpone their decision to the end of the year, but obviously Nevers changed his mind and got it over with. Nevers told Mascari he had worked the girls too hard, which was ironic, because that was why Nevers wanted him when he hired Mascari. Louis thought working the players too hard was a compliment.

The Fillies made their way from New York to Chicago for a regularly scheduled game on March 22nd.

The Hustle's last game was a loss to New York, 120-103, on March 16th in front of their largest crowd 4,089. (23rd highest in WBL history) So, the Hustle were rested for this "doubleheader" as opposed to the Fillies who were playing their fifth game in eight days.

Any of the 2,643 Chicago fans who came early were probably surprised to hear yelling, screaming, and whistles before the 7:30 scheduled game.

In this Continuation Game - who could participate? Only eligible players. Those who hadn't fouled out or been ejected in the original game. But what about Donna Wilson? She did not play in the original game, but was she dressed for it? Was she truly eligible? Yet now, she who was good enough to represent the Fillies in the WBL All-Star game, would be allowed to play in the Continuation Game.

While the Fillies began the "game" with a 116-110 lead they had to be careful with any aggressiveness, because of their foul situation and the penalties involved.

For the Continuation Game the Fillies put the following players on the floor:

Kathy DeBoer, Cheryl Engle, Marguerite Keeley, Cindy Lundberg, and Donna Wilson. Kim Blacklock was also eligible to play. DeBoer and Lundberg each had seven fouls, so any more would mean free throws, plus another for the technical.

With the added penalty of extra free throws, the Fillies played very cautiously as none of the original four committed a foul in the last six minutes of the game. Only Blacklock with two and Wilson with one committed any fouls.

Under these strange circumstances the Hustle outscored the Fillies 19-8 in the last 5:29 of the game. The 116-110 Fillies lead became 129-124 in the Hustle's favor.

This changed Chicago's record from 16-11 to 17-10, while the Fillies' 15-13 became 14-14 going into the regularly scheduled game. Even though he wasn't around, this loss would be attributed to the original coach of record, Louis Mascari. His record went from 2-5 to 1-6.

Minnesota Fillies																Team Game #	
Name	No.	Min	FGM	FGA	FTM	FTA	QFR	DFR	Tot Rb	Ast	PF	St	TO	BS	Pts	Eff Rat	
Blacklock, Kim	55	2	0	0	0	0	0	0	0	0	2	0	1	0	0	-0.500	
DeBoer, Kathy	21	38	9	17	3	4	8	2	10	1	7	3	3	1	21	0.868	
DeLorme, Scooter	32	29	4	9	3	4	1	2	3	2	6	5	6	0	11	0.586	
Engle, Cheryl	24	34	7	17	1	3	6	5	11	1	2	0	5	0	15	0.676	
Hawkins, Kathy	13	16	2	6	2	4	0	1	1	0	6	1	2	0	6	0.375	
Keeley, Marguerite	45	42	11	31	7	9	10	9	19	2	3	0	7	0	29	1.071	
Kocurek, Marie	42	29	2	6	8	9	15	3	18	2	6	1	8	1	12	0.931	
Lundberg, Cindy	10	44	11	31	4	9	5	7	12	5	7	1	6	0	26	0.977	
Wilson, Donna	11	6	2	3	0	0	0	0	0	0	1	2	2	0	4	0.667	
Totals		240	48	120	28	42	45	29	74	13	40	13	40	2	124	0.821	
			FG%	40.0%	FT%	66.7%	Team Rebs		8								

Chicago Hustle															Team Game #	
Name	No.	Min	FGM	FGA	FTM	FTA	OFR	DFR	Tot Rb	Ast	PF	St	TO	BS	Pts	Eff Rat
Caldwell, Breena	30	2	0	3	1	2	0	0	0	0	0	0	0	0	1	0.500
Digitale, Sue	21	42	5	10	7	10	10	2	12	0	3	0	4	0	17	0.595
Duckworth, Tesa	44	29	9	17	0	0	4	0	4	1	3	0	2	2	18	0.759
Easterling, Rita	15	46	9	14	12	20	1	0	1	8	6	2	6	0	30	0.935
Fincher, Janie	10	41	6	19	5	9	3	2	5	11	4	4	3	1	17	1.098
Galloway, Liz	31	36	2	9	6	8	7	2	9	1	6	3	5	0	10	0.528
Johnson, Tanya	32	1	0	0	0	0	0	0	0	0	0	0	0	0	0	0.000
Rainey, Sandra	23	Name not in Box Score														
Stachon, Toni	14	Name not in Box Score														
Waddy-Rossow, Debby	25	43	14	29	8	15	5	5	10	1	5	3	4	0	36	1.093
Totals		240	45	101	39	64	30	11	41	22	27	12	24	3	129	0.842

Even though the Fillies lost, that loss was attributed to March 1st, so their five-game winning streak was still intact.

After a brief rest period, the sting of defeat affected the Fillies. During their winning streak they usually took a strong first quarter lead, but not this time. Chicago went up on them, 30-20. But the Fillies recovered to cut the lead to 60-58 at the half.

The third quarter saw the Fillies take the lead 88-87 going into the 4th quarter. But the wear and tear may have finally caught up with Minnesota as they gave up 40 points while only scoring 26 for a 127-114 Hustle victory.

This was Gordon Nevers first loss and the end of the team's winning streak. The 14-15 Fillies were now 4.5 games behind 18-10 Hustle and two games behind the 15-12 Iowa Cornets.

The Fillies had five players with double figures with Donna Wilson & Marguerite Keeley scoring 27 each, while Marie Kocurek had 22 points and 12 rebounds, but she was 6 of 20 from the floor.

The Hustle got 76 points from Debby Waddy-Rossow and Janie Fincher, who had 40 and 36 respectively. Rita Easterling's 20 points, 12 assists, and six steals overcame her 11 turnovers for the game.

Fincher's 15 of 22 from the field and 6-8 from the line impressed her parents who were in from Skiatook, Oklahoma.

Minnesota Fillies																Team Game #
Name	No.	Min	FGM	FGA	FTM	FTA	OFR	DFR	Tot Rb	Ast	PF	St	TO	BS	Pts	Eff Rat
Cooper, Accronetta	33	Name not in Box Score														0
DeBoer, Kathy	21	34	6	13	3	4	1	8	9	7	6	4	4	1	15	1.118
DeLorme, Scooter	32	41	2	3	6	8	0	4	4	5	2	0	7	1	10	0.415
Engle, Cheryl	24	19	4	7	1	2	1	1	2	0	1	0	2	0	9	0.474
Fitzgerald, Kathy	4	3	0	0	0	0	0	1	1	1	0	0	5	0	0	-0.667
Keeley, Marguerite	45	35	10	24	7	10	2	6	8	0	4	0	3	0	27	0.914
Kocurek, Marie	42	47	6	20	10	14	4	8	12	1	5	1	6	1	22	0.660
Lundberg, Cindy	10	12	2	4	0	0	2	0	2	1	6	0	3	0	4	0.417
Pitts, Brenda	25	1	0	0	0	0	0	0	0	1	0	0	1	0	0	1.000
Wilson, Donna	11	48	11	19	5	5	7	3	10	3	3	2	4	0	27	0.854
Totals		240	41	90	32	43	17	31	48	19	27	7	35	3	114	0.717
			FG%	45.6%	FT%	74.4%	Team Rebs		6							

Chicago Hustle																Team Game #
Name	No.	Min	FGM	FGA	FTM	FTA	OFR	DFR	Tot Rb	Ast	PF	St	TO	BS	Pts	Eff Rat
Caldwell, Breena	30	7	1	3	0	0	0	0	0	0	0	0	0	0	2	0.286
Digitale, Sue	21	15	3	6	0	2	3	5	8	1	6	0	3	2	6	0.867
Duckworth, Tesa	44	31	4	14	3	5	2	3	5	2	5	4	4	0	11	0.645
Easterling, Rita	15	46	7	21	6	9	2	3	5	12	3	6	11	0	20	0.957
Fincher, Janie	10	47	15	22	6	8	4	4	8	8	3	4	1	0	36	1.340
Galloway, Liz	31	26	2	6	4	4	0	1	1	4	4	4	0	1	8	0.808
Johnson, Tanya	32	9	1	2	0	0	0	0	0	2	2	0	1	0	2	0.556
Rainey, Sandra	23	Name not in Box Score														
Stachon, Toni	14	19	1	4	0	0	2	4	6	0	1	1	0	1	2	0.474
Waddy-Rossow, Debby	25	40	16	27	8	11	2	5	7	0	5	2	1	0	40	1.200
Totals		240	50	105	27	39	15	25	40	29	29	21	21	4	127	0.938
			FG%	47.6%	FT%	69.2%	Team Rebs		5							

The final game of this four-game road trip brought the Fillies north and closer to home as they took on the (8-19) Milwaukee Does. As the Fillies looked over to the Does' bench they saw a familiar face. The Does' new coach, Julia Yeater, was about to coach her sixth game with the Does.

Would Yeater have an advantage by coaching against her former team? Maybe because of the 10 Fillies players who came to the Milwaukee Arena there were she coached. Yet that didn't matter to the 2,112 who came out on Saturday March 24.

The Fillies took a slim 19-17 1st quarter lead, which grew slightly to 40-35 at the half. The Fillies took a more controlling lead with a 31-22 3rd quarter for a 71-57 lead going into the 4th quarter. The Does were able to trim the lead but eventually came up short 99-92 for their 20th loss of the season.

Anytime the Fillies and Does played there had to be an analysis of the big trade that took place earlier in the year between these two teams. Of course, the Does were pleased to have Chapman and her league leading scoring. But the Fillies were also pleased, because since the trade Marguerite Keeley had averaged 20.7 points and 10 rebounds. Also, Kathy DeBoer had averaged 16.7 points and 11 rebounds.

"The trade has worked out real well for us," said J. Gordon Nevers, coach and general manager of the Fillies. "Marguerite and Kathy give us the rebounding that we didn't have before. Before, we only had one rebounder and we had to rely on outstanding outside shooting to win."

One of the major reasons for the trade was that Chapman refused to sign any type of multi-year contract, something that Nevers was asking all of his players to do.

"I offered her a three-year contract just like I was offering all of the players," Nevers said. "But she didn't want to sign it. I feel you need to have players sign for more than one year because you can't build anything with players jumping from team to team."

Now we had an answer to the earlier Conspiracy Question from the tin hat society.

The (15-15) Fillies were led by Marie Kocurek's 27 points, before she fouled out. Five others had double figures with the numbers descending 13, 12, 11, 10, & 10. Former Fillies' star Brenda Chapman was still leading the league in scoring (27 ppg) as she added 31 points and only two others could reach double figures.

Minnesota Fillies															Team Ge
Name	No.	Min	FGM	FGA	FTM	FTA	OFR	DFR	Tot Rb	Ast	PF	St	TO	BS	Pts
Cooper, Accronetta	33		5		2	4			0						12
DeBoer, Kathy	21		4		3	5			0		6				11
DeLorme, Scooter	32		4		5	6			0						13
Engle, Cheryl	24		1		0	0			0						2
Fitzgerald, Kathy	4	7	2	3	2	2	0	0	0	0	1	0	1	0	6
Keeley, Marguerite	45		5		0	0			0						10
Kocurek, Marie	42		7		13	16			0		6				27
Lundberg, Cindy	10		1		6	8			0						8
Pitts, Brenda	25	9	0	0	0	0	0	0	0	0	0	0	0	0	0
Wilson, Donna	11		5		0	0			0						10
Adjustment		224									13				
Totals		240	34	3	31	41	0	0	0	0	26	0	1	0	99
			FG%	#####	FT%	75.6%			Team Rebs						

Milwaukee Does															Team Ge
Name	No.	Min	FGM	FGA	FTM	FTA	OFR	DFR	Tot Rb	Ast	PF	St	TO	BS	Pts
Booker, Gerry	24		3		2	2			0						8
Chapman, Brenda	22		12		7	8			0						31
Decker, Patti	44		0		0	0			0						0
Dennis, Brenda	10		3		1	2			0						7
Ellis, Cindy	25		5		0	0			0						10
Fuller, Jan	28		6		2	5			0						14
Gehrke, Lynda	33		3		0	0			0						6
Koopman, Carol	13		1		0	0			0						2
Prevost, Deb	32		2		2	9			0						6
Smith, Joanie	1		2		2	5			0		6				6
Wilson, Laurie	30		1		0	0			0						2
Zweig, Doris	15	Name Not in Newspaper							0						0
Adjustment		240									27				
Totals		240	38	0	16	31	0	0	0	0	33	0	0	0	92
			FG%	#DIV/0!	FT%	51.6%			Team Rebs						

With the regular season coming to a close this would be a good time to look at the standings as team's battled for the playoffs. As of March 24th the standings looked like this:

EASTERN	W	L	Pct	GB	MIDWEST	W	L	Pct	GB
Houston	21	7	.750	----	Chicago	18	10	.643	----
New York	16	13	.552	5.5	Iowa	16	12	.571	2.0
Dayton	11	17	.393	10.0	Minnesota	15	15	.500	4.0
New Jersey	8	19	.296	12.5	Milwaukee	8	20	.286	10.0

The Fillies' final four games had them playing one at home against Chicago, and then three on the road: at Iowa, at Dayton, and at Houston. So the playoffs were still a possibility.

The day after the Fillies beat Milwaukee they played at home, Sunday March 25th. Since March 15th the longest stretch the Fillies had without a game was three days, 19th to the 22nd. Otherwise, this was their seventh game in 11 days.

The Hustle had not played since their March 22nd doubleheader victory, so they brought their 18-10 record to face the 15-15 Fillies. 2,106 fans came out to the met. Sports Center to support their team, not knowing if this would be the last Fillies home game of the year.

The Hustle took a 25-24 1st quarter lead. The Hustle then put together a 32-20 2nd quarter to take a commanding 57-44 halftime lead.

In the 2nd half the two teams completely switched. The Fillies came out and put up 30 to the Hustle's 16 to take the lead at 74-73. Yet this was the same set-up as the last Hustle game, a one-point lead turned into a Chicago blowout.

Not this time though, as the Fillies learned their lesson and then destroyed the Hustle with a 36-20 4th quarter and a 110-93 victory. Of course, shooting 61.3% (46 of 75) is almost a guarantee for victory.

Five Fillies had double figures, with Marie Kocurek leading the way with 24 and Kathy DeBoer scoring 23. The Hustle had two players score 76 points three days ago. This time those two players had to work as: Debby Waddy-Rossow shot 8 of 27 for 16 points, and Janie Fincher shot 3 of 11 for six points, before she fouled out. The 76 became 22 in just a matter of days. The Hustle were led by Sue Digitale's 24 points and 12 rebounds, while Liz Galloway had 18 points and nine rebounds.

Minnesota Fillies																Team Ga
Name	No.	Min	FGM	FGA	FTM	FTA	OFR	DFR	Tot Rb	Ast	PF	St	TO	BS	Pts	
Cooper, Accronetta	21								0						6	
DeBoer, Kathy	21								0						23	
DeLorme, Scooter	32								0						14	
Engle, Cheryl	24								0						2	
Fitzgerald, Kathy	4	Name not in Newspaper														
Keeley, Marguerite	45								0						17	
Kocurek, Marie	42								0						24	
Lundberg, Cindy	10								0						3	
Pitts, Brenda	25	Name not in Newspaper														
Wilson, Donna	11								0						21	
Adjustment		240	46	75	18	29	21	31	52	27	16	14	25	6		
Totals		240	46	75	18	29	21	31	52	27	16	14	25	6	110	
			FG%	61.3%	FT%	62.1%	Team Rebs		1							

Chicago Hustle																Team Game #
Name	No.	Min	FGM	FGA	FTM	FTA	OFR	DFR	Tot Rb	Ast	PF	St	TO	BS	Pts	Eff Rat
Caldwell, Breena	30	5	0	0	1	2	0	0	0	0	0	0	0	0	1	0.200
Digitale, Sue	21	38	8	15	8	10	2	10	12	2	3	1	1	2	24	1.053
Duckworth, Tesa	44	30	2	8	4	4	0	4	4	1	2	3	2	0	8	0.500
Easterling, Rita	15	38	7	28	2	3	0	3	3	12	5	2	7	0	16	1.000
Fincher, Janie	10	39	3	11	0	0	1	5	6	3	6	3	4	0	6	0.436
Galloway, Liz	31	43	9	12	0	0	0	9	9	5	4	3	0	1	18	0.930
Johnson, Tanya	32	Name not in Newspaper														
Rainey, Sandra	23	Name not in Newspaper														
Stachon, Toni	14	13	2	2	0	0	2	2	4	0	0	1	3	0	4	0.462
Waddy-Rossow, Debby	25	34	8	27	0	0	5	4	9	0	5	1	0	3	16	0.765
Totals		240	39	103	15	19	10	37	47	23	25	14	17	6	93	0.763
			FG%	37.9%	FT%	78.9%	Team Rebs		1							

The Fillies' killer schedule continued with one day off before they went to Des Moines, Iowa to take on the (17-12) Cornets. The 16-15 Fillies trailed the Cornets by two games, but the Cornets had two games in hand. The season was all but over for the Fillies.

What the Fillies weren't ready for was the presentation of a local folk hero and the creation of a legend. Four days earlier, March 23rd, the Cornets brought back to Cedar Rapids, Iowa a 29-year-old superstar named Denise Long Sturdy. 5,114 fans came out, (the 9th highest attendance in WBL history) on a Friday night, to see this icon in Iowa's Women's Basketball.

In the late 1960's, Denise's exploits and impact in Iowa caused Franklin Mieuli, the owner of the San Francisco Warriors, to consider creating a four team women's basketball league on the West Coast. The centerpiece would be Denise Long, the 5'11" scoring machine, who averaged 69 points per game in her senior year, playing the six-on-six basketball. Denise would also be given a full college education compliments of Mr. Mieuli. Ms. Long was actually drafted by the Warriors in the 13th round of the NBA draft, but because she was still considered to be in high school, the pick was voided.

In Denise's Cornets' debut, she played three minutes and scored one point and grabbed two rebounds. Four days later it was time for the people of Des Moines to witness history on the floor. 4,788 (the 12th highest in WBL history) took advantage of Half Price Admission Day to come out and cheer Denise and the Cornets.

The Fillies fell behind 18-16 in the first quarter, as Molly Bolin hit her first six shots for the Cornets. The 2nd quarter was even and the score became 50-48 at the half. Iowa upped their lead to three, 78-75 at the end of three quarters.

The Cornets came out firing as they went on a 9-0 spurt midway through the period. The Fillies couldn't stop Debra K. Thomas who had 11 of her 13 points in the 4th quarter. But the quarter belonged to Bolin who added 18 in the 4th quarter. As a team the Cornets scored 48 to the Fillies 34 for a 126-109 victory.

With 109 points the Fillies had five players with double figures with Marie Kocurek's 29 leading the way on 11 of 13 from the field. She accomplished this before fouling out for the 12th time this season. Donna Wilson had 20 points on 9 of 13 from the field.

While there were no stats for Denise Long, there were plenty for Molly Bolin. With 4,788 hard core Iowa fans cheering, Molly took the spotlight away from Denise by scoring 53 points. The transition from the past to the present took place this March 27th. Molly hit an amazing 19 of 25 (76%), along with 15 of 17 (88%) from the line. Her 53 points shattered the previous mark of 44 held by Gail Tatterson of New Jersey and Rita Easterling of Chicago.



For Ms. Bolin the celebration had a scary element to it as:

her mother, Wanda, collapsed in the stands from all the excitement. Fortunately, everyone ended the evening all smiles after Dr. Meredith R. Saunders, the Cornets' team physician, attended to Wanda VanBenthuisen and pronounced her fit. "She just got a little too excited," said Saunders. "She should be OK."

Minnesota Fillies															Team G
Name	No.	Min	FGM	FGA	FTM	FTA	OFR	DFR	Tot Rb	Ast	PF	St	TO	BS	Pts
Cooper, Accronetta	33		3		1	5			0						7
DeBoer, Kathy	21		4		4	6			0						12
DeLorme, Scooter	32		7		0	0			0						14
Engle, Cheryl	24		0		0	0			0						0
Fitzgerald, Kathy	4		1		0	0			0						2
Keeley, Marguerite	45		3		1	1			0						7
Kocurek, Marie	42		11	13	7	8			0		6				29
Lundberg, Cindy	10		5		2	3			0						12
Pitts, Brenda	14		1		4	5			0						6
Wilson, Donna	11		9	13	2	2			0						20
Adjustment		240		59							26				
Totals		240	44	85	21	30	0	0	0	0	32	0	0	0	109
			FG%	51.8%	FT%	70.0%	Team Rebs								

Iowa Cornets															Team Ga
Name	No.	Min	FGM	FGA	FTM	FTA	OFR	DFR	Tot Rb	Ast	PF	St	TO	BS	Pts
Bolin, Molly	30		19	25	15	17			0						53
Crevier, Tanya	24		1		0	0			0						2
Draving, Doris	50		0		1	1			0						1
Green, Sister	12		2		5	6			0						9
Kunzmann, Connie	44		1		1	1			0						3
Long Sturdy, Denise	42		0		0	0			0						0
Penquite, Rhonda	32		0		0	0			0						0
Rutter, Nancy	34		1		6	6			0						8
Schrad, Mary	54	INACTIVE - To Play Long													
Sharps, Denise	20		4		2	2			0						10
Thomas, Debra K.	40		6		1	1			0						13
Tucker, Robin	10		5		1	1			0	9					11
Uhl, Joan	22		7		2	2		19	19						16
Adjustment		240									23				
Totals		240	46	25	34	37	0	19	19	9	23	0	0	0	126
			FG%	184.0%	FT%	91.9%	Team Rebs								

This loss eliminated the Fillies from playoff contention as they made their way to Hara Arena in Dayton for a game on Thursday March 29th.

In summary this was the Fillies' schedule to end the season:

March 15 in Minnesota March 16 in Minnesota March 18 in New Jersey
 March 19 in New York March 22 in Chicago March 24 in Milwaukee
 March 25 in Minnesota March 27 in Iowa March 29 in Dayton

More than 25% of their entire WBL schedule was in 14 days. This was just evidence of how dedicated and tough the "pioneers" of women's basketball really were.

The Thursday March 29th game in Dayton drew 1,034 people as the (11-18) Rockettes were playing out the string to be sure they finished ahead of New Jersey and out of last place.

With only two games left, and both on the road, Gordon Nevers officially turned the coaching job over to Trish Roberts. Gordon's bench time produced an 8-2 record.

After the 1st quarter the Fillies had a slight 17-16 lead, which grew to 41-29, because they held Dayton to 13 2nd quarter points. The Rockettes chipped away at the lead as they went into the 4th quarter behind 67-58. Yet in the end the Fillies prevailed, 89-84, for their 17th win. This guaranteed them at least a .500 record.

Marie Kocurek led the team with 21 points and eight rebounds before she fouled out. Three others, Kathy DeBoer, Marguerite Keeley, and Donna Wilson all had 14 each, while Scooter DeLorme and Cindy Lundberg had 12 each.

The Rockettes were led by Angela Scott's 23 points, seven rebounds, and six assists, while Vivian Greene had 21 points on nine of 28 shooting. Center Patti Bucklew scored 12, while pulling down eight rebounds and fouling out for the 14th time this season. She would end the year with 18 disqualifications.

Minnesota Fillies																Team Ga
Name	No.	Min	FGM	FGA	FTM	FTA	OFR	DFR	Tot Rb	Ast	PF	St	TO	BS	Pts	
Cooper, Accronnetta	33		1	1	0	0		8	8		1				2	
DeBoer, Kathy	21		6	13	2	3		9	9		3				14	
DeLorme, Scooter	32		4	9	4	4		6	6		4				12	
Engel, Cheryl	24	Name not in Newspaper														
Fitzgerald, Kathy	4	Name not in Newspaper														
Keeley, Marguerite	45		5	12	4	6		7	7		2				14	
Kocurek, Marie	42		8	14	5	8		8	8		6				21	
Lundberg, Cindy	10		6	12	0	0		5	5		4				12	
Pitts, Brenda	14	Name not in Newspaper														
Wilson, Donna	11		6	12	2	2		5	5		3				14	
Adjustment		240														
Totals		240	36	73	17	23	0	48	48	0	23	0	0	0	89	
			FG%	49.3%	FT%	73.9%		Team Rebs								

Dayton Rockettes																Team Ga
Name	No.	Min	FGM	FGA	FTM	FTA	OFR	DFR	Tot Rb	Ast	PF	St	TO	BS	Pts	
Bucklew, Patti	40		5	11	2	4		8	8		6				12	
Craig, Denise	10		6	18	0	2		4	4		3				12	
Franklin, Connie	25	Name not in Newspaper														
Greene, Vivian	24		9	28	3	7		4	4		2				21	
Holman, Joy	3		2	6	2	5		1	1		2				6	
McKenzie, Michelle	20		3	11	4	7		7	7		2				10	
Payne, Felicia	21	7	0	2	0	0		3	3		1				0	
Pitts, Brenda	14	Name not in Newspaper														
Scott, Angela	23		8	16	7	8		7	7	6	3				23	
Tomich, Vonnie	5	DNP - Injured Ankle														
Adjustment		233														
Totals		240	33	92	18	33	0	34	34	6	19	0	0	0	84	
			FG%	35.9%	FT%	54.5%		Team Rebs								

On Sunday April 1st a long eight section article with 12 pictures was printed in the Minneapolis Star Tribune discussing the Frustrations & the Hopes for several of the Fillies players. (Ed: The summation & pictures will follow at the end of this first year's information.)

The Fillies finally had a few days off between games as they went to Houston for a game at the Astro Arena on Tuesday April 3rd. They were bringing their 17-16 record to take on the 24-8 Houston Angels. This was the only team in the league that the Fillies hadn't defeated during the season. A crowd of 987 came out to see if the Angels could hold serve and defeat the Fillies for the 4th time this season.

This might have been the right time for the Fillies to beat the team with the best record, because Houston only beat the Does by six points two days earlier and they lost by one point to the New York Stars three days ago.

With Trish Roberts, who was 2-0 as a player and 1-0 as coach, leading the way the Fillies fell behind 27-22. The Angels, who were the best defensive team in the league, put the clamps on the Fillies by holding them to 17, while scoring 24 for a 51-39 lead.

The Fillies got within nine points on three different occasions but had to settle for a 72-62 3rd quarter score before the Angels shut them down for a 103-76 victory.

The 27-point defeat was the worst loss of the year, as it topped the 26-point loss the Fillies had to Houston on December 17th.

Donna Wilson led the team in scoring with 20 points, while Marie Kocurek added 19 points and 12 rebounds before fouling out for the 14th time. The Fillies 17-17 record was quite respectable after a 1-6 start.



Photo by John R. Van Buren, Chronicle Staff
Minnesota Fillies' Kathy DeBoer (21) snags rebound while Houston Angels' Paula Mayo (18) grimaces. Houston beat Minnesota 103-76 at the Astroarena Tuesday night in Women's Basketball League action.

The 25-8 Houston Angels were led by All-Stars Belinda Candler (21 points) and Paula Mayo (19 points).

Minnesota Fillies															Team Ga
Name	No.	Min	FGM	FGA	FTM	FTA	OFR	DFR	Tot Rb	Ast	PF	St	TO	BS	Pts
Cooper, Accronetta	33		0		0	0			0						0
DeBoer, Kathy	21	35	6	17	1	1	3	3	6	2	3	3	2	0	13
DeLorme, Scooter	32		3		0	0			0						6
Engle, Cheryl	24		1		0	0			0						2
Fitzgerald, Kathy	4	Name not in Newspaper													
Keeley, Marguerite	45	37	2	14	2	3	2	4	6	4	3	1	1	1	6
Kocurek, Marie	42		9		1	2		12	12		6				19
Lundberg, Cynthia	10		4		2	3			0						10
Pitts, Brenda	14	3	0	2	0	0	0	0	0	0	1	0	1	0	0
Wilson, Donna	11		10		0	0			0						20
Adjustment		165									11				
Totals		240	35	33	6	9	5	19	24	6	24	4	4	1	76
			FG%	#####	FT%	66.7%		Team Rebs							

Houston Angels															Team Ga
Name	No.	Min	FGM	FGA	FTM	FTA	OFR	DFR	Tot Rb	Ast	PF	St	TO	BS	Pts
Auhlenbacher, Karen	11		4		3	3			0						11
Bubrig, Patty	33		1		2	3			0						4
Candler, Belinda	24		10		1	3			0						21
Chapman, Vicky	22		1		0	0			0						2
Holleyman, Glenda	20		2		2	2			0						6
Johnson, Pat	45		6		3	3		9	9						15
Jones, Belinda	23		2		2	4			0						6
Kenlaw, Jessie	40		4		4	5			0						12
Mayo, Paula	10		8		3	5			0						19
Mosley, Dolly	14	Name Not in Newspapers													
Waddell, Leanne	25	18	1	1	0	0	0	1	1	5	0	1	4	0	2
Washington, Cynthia	15		1		3	4			0						5
Adjustment		222								15					
Totals		240	40	1	23	32	0	10	10	5	15	1	4	0	103
			FG%	#####	FT%	71.9%	Team Rebs								

It was Gordon Nevers hope, as well as every other owner in the league, to attract about 3,000 paying fans each home game. For the year the Fillies played 17 home games with 15 known attendance figures. They attracted 22,725 fans for an average of 1,515 per game. This was the 5th best average in the league.

	TOTAL	Avg.	High	Low	
Iowa	38,974	2,293	5,114	241	
Chicago	33,103	1,942	4,316	587	
Milwaukee	32,999	1,941	7,824	641	
Houston	29,286	1,723	4,793	596	
Minnesota	22,725	1,515	4,102	331	(2 games unknown)
Dayton	15,443	908	2,478	300	
New Jersey	15,439	908	1,924	148	
New York	5,142	429	742	200	(5 games unknown)

Statistically the Fillies regular season results were as follows:

	At Home			On Road			TOTALS		
Dayton	0-2	200	211	2-0	182	164	2-2	382	375
Houston	0-2	180	216	0-2	149	191	0-4	329	407
New Jersey	2-0	223	175	1-1	186	191	3-1	409	366
New York	2-0	177	167	1-1	173	186	3-1	350	353
Chicago	2-1	315	299	0-3	345	376	2-4	660	675
Iowa	2-1	291	306	1-2	320	356	3-3	611	662
Milwaukee	2-1	357	338	2-1	259	245	4-2	616	583
	10-7	1,743	1,712	7-10	1,614	1,709	17-17	3,357	3,421
	.588	102.5	100.7	.412	94.9	100.5	.500	98.7	100.6

As the season came to a close this list below shows the 22 players who wore a Fillies uniform during the year.

Player	No.	GP	Min	M.p.G	FGM	FGA	FG %	FTM	FTA	FT %	Off Reb	Def Reb	Tot Reb	Reb Avg	Ast	Ast Avg	PF	PF Avg	Stl	TO	TO Avg	BS	PTS	Avg	Eff. Rat.	College	Ht.
Blacklock, Kim	55	4	10	2.50	1	4	0.250	0	4	0.000	0	1	1	0.25	0	0.00	2	0.5	0	1	0.25	0	2	0.50	0.200	N/A	6'6"
Chapman, Brenda	15	17	736	43.29	166	418	0.397	115	159	0.723	33	64	97	5.71	66	3.88	45	2.6	33	85	5.00	3	447	26.29	0.848	Western Kentucky Univ.	5'8"
Conlin, Terry	2	4	2.00	0	1	0.000	0	3	0.000	0	0	0	0.00	0	0.00	3	1.5	0	0	0.00	0	0	0.00	0.000	Michigan	5'10"	
Cooper, Accronetta	33	18	146	8.11	16	48	0.333	11	22	0.500	14	35	49	2.72	3	0.17	23	1.3	5	11	0.61	0	43	2.39	0.630	Clafin College	6'1"
DeBoer, Kathy	21	16	542	33.88	100	213	0.469	57	84	0.679	30	127	157	9.81	60	3.75	74	4.6	39	61	3.81	16	257	16.06	0.945	Michigan State Univ.	5'10"
DeLorme, Scooter	32	29	1,088	37.52	106	232	0.457	116	162	0.716	27	88	115	3.97	235	8.10	105	3.6	66	155	5.34	2	328	11.31	0.757	Charleston College	5'4"
Engel, Cheryl	24	32	525	16.41	56	141	0.397	38	56	0.679	26	64	90	2.81	40	1.25	57	1.8	12	58	1.81	3	150	4.69	0.522	Mankato State Univ.	5'10"
Fitzgerald, Kathy	4	5	42	8.40	4	10	0.400	3	3	1.000	1	2	3	0.60	4	0.80	3	0.6	0	8	1.60	0	11	2.20	0.333	William Patterson	5'8"
Hawkins, Kathy	13	6	82	13.67	9	18	0.500	9	11	0.818	4	7	11	1.83	11	1.83	13	2.2	6	15	2.50	1	27	4.50	0.622	Univ. of Nebraska	5'6"
Jackson, Peggie	12	12	149	12.42	10	36	0.278	10	22	0.455	28	25	53	4.42	3	0.25	15	1.3	5	12	1.00	1	30	2.50	0.550	Concordia State Univ.	5'11"
Keeley, Marguerite	45	16	586	36.63	112	275	0.407	58	83	0.699	63	81	144	9.00	31	1.94	41	2.6	23	31	1.94	6	282	17.63	0.819	Wichita State Univ.	6'1"
Kocurek, Marie	42	32	1,120	35.00	246	440	0.559	157	217	0.724	87	250	337	10.53	58	1.81	173	5.4	33	104	3.25	23	649	20.28	0.921	Wayland Baptist	6'1"
Koopman, Carol	25	20	475	23.75	52	123	0.423	42	69	0.609	41	73	114	5.70	15	0.75	29	1.5	10	39	1.95	1	146	7.30	0.549	Univ. of Minnesota-Morris	5'11"
Lundberg, Cindy	10	27	585	21.67	80	222	0.360	39	76	0.513	51	52	103	3.81	47	1.74	63	2.3	25	66	2.44	5	199	7.37	0.607	Eastern Kentucky State	5'11"
Michaelson, Maren	21	3	20	6.67	2	4	0.500	2	4	0.500	1	1	2	0.67	3	1.00	4	1.3	0	4	1.33	1	6	2.00	0.500	Minnesota-Morris	5'7"
Morrish, Mary	53	7	64	9.14	4	8	0.500	3	4	0.750	3	8	11	1.57	7	1.00	7	1.0	2	7	1.00	1	11	1.57	0.484	Ft. Hayes State	6'1"
Pitts, Brenda	25	5	28	5.60	2	10	0.200	5	7	0.714	1	1	2	0.40	3	0.60	5	1.0	1	8	1.60	0	9	1.80	0.357	Alabama	5'8"
Prevost, Deb	10	5	104	20.80	8	36	0.222	2	6	0.333	5	12	17	3.40	9	1.80	13	2.6	2	16	3.20	0	18	3.60	0.375	Eastern Montana Univ.	5'7"
Roberts, Patricia	44	4	50	12.50	12	24	0.500	8	8	1.000	5	7	12	3.00	3	0.75	5	1.3	4	6	1.50	0	32	8.00	0.960	Univ. of Tennessee	6'1"
Sjoquist, Lynette	55	15	238	15.87	15	37	0.405	13	15	0.867	26	30	56	3.73	12	0.80	51	3.4	6	22	1.47	0	43	2.87	0.450	Golden Valley Lutheran	6'1"
Wilson, Donna	11	33	1,401	42.45	266	517	0.515	85	111	0.766	85	169	254	7.70	103	3.12	88	2.7	66	111	3.36	6	617	18.70	0.737	Gainesville J.C.	5'7"
Wilson, Laurie	13	12	190	15.83	22	62	0.355	6	13	0.462	10	20	30	2.50	11	0.92	14	1.2	4	21	1.75	2	50	4.17	0.447	Univ. of Cal-Santa Barbara	5'10"
		34	8,185		1,289	2,879	0.448	779	1,139	0.684	541	1,117	1,658	48.76	724	21.29	833	24.50	342	841	24.74	70	3,357	98.74	0.729		

And so on! As of April 9th, four teams were in the playoffs and four teams sent their players home. From a historical perspective – Iowa beat Chicago 2 -1 in the first round, while Houston beat New York 2-0. In the end the Houston Angels beat the Iowa Cornets 3-2 for the first WBL Championship.

To get a feel for what the Minnesota Fillies went through this year a series of pictures were presented in the Star Tribune. Ironically this was probably the high point of the year, because many of these pictures were from a game on February 9th in Dayton. At the time Chicago was 10-7, Iowa was 9-6, and Minnesota was 8-8. This was the closest the team would be to making an impact in their city.



The Fillies, in sweatsuits and coats, trooped down a Minneapolis street on the way to practice.



A scant audience greeted the Fillies most of the year.



On a road trip, there's a lot of waiting around — for the Fillies, mostly at bus depots, but occasionally at an airport.



Brenda Chapman, a Filly who was later traded to Milwaukee, tried to get some sleep aboard a plane between road games.



Watching the game action were Nevers and Trish Roberts — who assisted Nevers as coach after she tore cartilage in her knee — and the Fillies on the bench, Carol Koopman, Cindy Lundberg, Cheryl Engel and Acronetta Cooper. Koopman has since gone to Milwaukee and Cooper has been released.





Nevers, Fillies founder, president, general manager, general partner and interim coach talked to the team during a time-out.



Marie Kocurek, right, defended Dayton player, Felicia Payne, during a game in Dayton.



Fillies stood before a game for the national anthem, left to right, Cindy Lundberg, Cheryl Engel, Donna Wilson and Brenda Chapman.



Former Filly, Brenda Chapman, made a shot during a game at Dayton.



Scotter DeLorme sat alone in a locker room for a few minutes before another game.



On the road, the team moves from game action to a discussion with Nevers in the locker room after the game, with a policewoman standing guard outside the door.

The Star Tribune article (April 1, 1979) did a fair job of presenting personal information from two different perspectives. There were two players, Marie Kocurek and Trish Roberts, who had played at a high collegiate or Olympic level that were disappointed with what the professional league had to offer. Instead of it being a step up, it was more like two or three steps back.

For Marie her playing days at Wayland Baptist had the "Flying Queens" traveling in private planes to distant away games. Regular long distant bus rides were not something she was expecting. In fact, most players had visions in their heads of the WBL being the NBA, a 30 year entity. They did not know the NBA started the exact same way.

Yet for others, Donna Wilson or Marie "Scooter" DeLorme, who came from smaller college programs, their expectations were hopeful, but realistic. Each was happy to be a part of the experience which included a lot of trials and tribulations.

Scooter had this to say.

She was upset by critics of the league, be they released players, disgruntled fans or cynical members of the news media.

"Personally, it makes me angry to see somebody tear to shreds something that's just getting on its feet. It's like taking a baby, who's trying to walk and you just keep pushing it down. And they just keep getting up and you're pushing him down again. The dadgum little thing is trying as hard as it can and you keep slapping it down."

To those who played at a high level the quality of the league was suspect. They doubted if six of the teams in the WBL could beat a good college team. Yet, this was because many quality players were still skeptical on the league and holding onto their Olympic eligibility.

Another issue for almost everyone was the lack of stability within the team. Four coaches and 22 players, of which only three of them (Cheryl Engle, Marie Kocurek, and Donna Wilson) were there all year. This didn't allow for a support system to be built, like the players would have had in college. When things would get tough, who would you turn to? This led several players to think about quitting during the season, but they believed they were all trained to stick out tough situations.

When players were asked about their happiest moments, the general consensus was the anticipation of the future and what they were getting into. A professional league for women.

The last component of the article was given to owner Gordon Nevers who was frustrated with the lack of response by the people of Minneapolis. He didn't believe the people appreciated what they had in Minneapolis and he was considering moving the team to St. Paul. He felt they put together a quality product with the type of players that Minnesota fans could relate to. But sometimes the newspapers didn't always present the best about the team. Nevers also felt it was the Tribune's job to better publicize the team.

YEAR TWO of the Minnesota Fillies 1979-1980

What better way to begin a second season in the WBL than to offer camps to the next generation? The league was here to stay, and the Fillies were going to capitalize on the future. Golden Valley Lutheran College would be the site for six five-day camps from June thru August. The Fillies players involved would be Marguerite Keeley, Scooter DeLorme, Cindy Lundberg, and Donna Wilson. The cost would be \$65 for five days.

The Fillies took an important first step to the second season, in early May, when they hired Terry Kunze to be the next head coach. Terry was a Minnesota native who attended Univ. of Minnesota before playing in the ABA (Minnesota Muskies) and the NBA. He then moved around as a coach from U. of Minnesota to East Carolina and finally back to the Twin Cities.

One day he was talking with an old friend, Gordon Nevers, and was made aware of the Fillies head coach opening. After consulting with others, the pessimism and stigma of coaching in women's basketball was non-existent and Terry felt this was the right time to jump in.

For Gordon Nevers the weight of finding a coach was over so he could concentrate on raising \$1.5 million to run the Fillies for the next three years. He was offering the wealthy a tax-shelter as an investment opportunity.

On June 8th the WBL announced the 12 players who had been named All-Pros. Minnesota's Marie Kocurek was one of the 12. Every team in the league had at least one player and Iowa produced three.

On June 12th, 1979, at the Roosevelt Hotel in New York City, the WBL, which had expanded from eight teams to 14, held their collegiate draft. The Minnesota Fillies would have drafted fourth based on record, after New Jersey, Milwaukee, and Dayton, but expansion got in the way. It was decided that all seven of the new expansion teams would select before the established teams drafted. Except one of the new

seven teams wasn't new. The California Dreams were actually the Dayton Rockettes in a new location. So, the Fillies were now going to be selecting 10th.

The draft order was based on which franchises put up their money first for acceptance into the league. The draft began with: San Francisco Pioneers, California Dreams (formerly Dayton), Dallas Diamonds, Philadelphia Fox, St. Louis Streak, Washington Metros, and New Orleans Pride.



These were the Fillies selections

1. Katrina Owens	6'5"	Center	Fayetteville State	played 2 years
2. Lisa Risinger	5'11"	Guard	North Texas State	
3. TRADED to MILWAUKEE? – per the Minn. Star Tribune (No evidence on my part)				
4. Janet Timperman	5'10"	Guard	Univ. of Kentucky	played 2 years
5. Jerrie McGahan	6'0"	Forward	Utah State	
6. Monica Pellman	5'11"	Forward	Northern Kentucky	
7a. Patty Montgomery	6'2"	Center	Utah State	played 2 years
7b. Bertha Cummings 5'7" Guard Virginia State – went back to college				
8. Donna Goggin	5'9"	Guard	New Mexico State	
9. Denise Griffith	5'10"	Forward	Univ. of Louisville	played 1 year
10. Laurie Chizik	5'10"	Guard	Alberta Canada	



Pictured are Gordon Nevers, Shirley Tesch, Marguerite Keeley, and ???.

The poster board is incorrect with the Fillies first draft pick. Katrina Owens of Arkansas State was a 5'3" librarian who didn't know where the gym was.

Katrina Owens of Fayetteville State University in North Carolina was a 6'5" star in the making.

Based on all my extensive research the following transactions took place and I had NO IDEA!

- The Minneapolis Star Tribune stated that the 3rd round pick had been traded to Milwaukee (which was likely between these two teams), but there was no evidence of a transaction. Yes, Milwaukee did have two third round picks.
- The paper also stated that the Fillies had a second 7th round pick from the New Jersey Gems, which means something or someone on Minnesota was now in New Jersey, but there were no players for the Gems who were ever associated with the Fillies. So, was it a monetary transaction? That 7th round pick was used on Bertha Cummings from Virginia State, but she chose to return to college for her senior year. In 1980 she was chosen by Nebraska in the 8th round.
- The paper also stated that the Fillies traded their 9th round pick to Milwaukee (which means the Fillies got something from the Does for a 9th round pick.)

On July 4th the Fillies hired an athletic trainer, Linda Anderson, who played basketball, track, field hockey, and softball at North Dakota State. Why is this important? It is a reminder that more people made up the WBL than the 294 who wore a uniform.

The Fillies new coach Terry Kunze and his brother were conducting basketball camps for 5th to 12th grade boys and girls from July 30 to August 3rd.

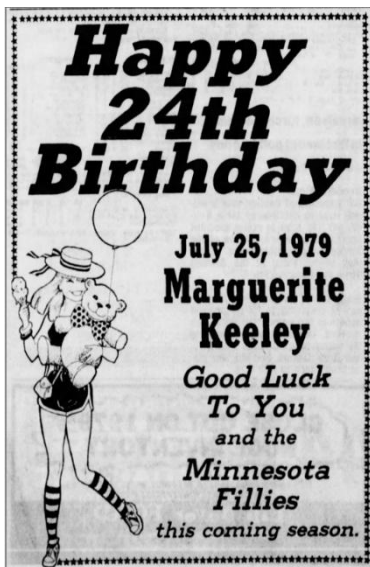
Even though the basketball season was four months away the Fillies knew that when people rub shoulders with professionals the chances of them coming to a game and supporting the team rises. So, on July 12th an ad appeared for when the Fillies would be at the Valleyfair Entertainment Center.



As early as July the Fillies, and athletes that wanted to be Fillies, would be at Augsburg College for a weeklong try-out camp and workshop. The Fillies who hung around during the summer, Scooter DeLorme, Cindy Lundberg, Donna Wilson, Cheryl Engle and Marguerite Keeley would all be there.

The camp would conclude with an intrasquad game where number one pick 6'5" Katrina Owens, who almost dunked during a practice, along with 7th round pick 6'2" Patty Montgomery, would be participating. The Fillies' other 7th round pick, Bertha Cummings, chose to return to college and not try her hand in the pros this year.

Another local free agent star, Sue Wahl-Bye, from St. Cloud State University had been offered a two-year contract with the team. Wahl-Bye, who held the school record for points with 1,418 and rebounds with 1,074 was looking forward to playing a part of history.



In the early years of the WBL public recognition was important, especially when it was positive.

Even though Gordon Nevers spoke earlier of signing his players to three year contracts, it seems not everyone signed one. On August 23rd, 1979, Donna Wilson, Scooter DeLorme, and Cindy Lundberg all signed contracts for the upcoming season.

On August 30th the Fillies signed 4th round pick Janet Timperman of Kentucky and 8th round pick Donna Goggins from New Mexico State.

At the same time some members of the Fillies played a collection of Minneapolis city and school officials in a softball game at the Taft Park. The Fillies lost 14 to 7.

In early September the team signed their 6th round pick, Monica Pellman of Northern Kentucky, and their 7th round pick Patricia Montgomery of Utah State.

When the WBL schedule came out there was an irony that two coaches, who worked together at two different universities would face each other to open the season. Larry Gilman, of the St. Louis Streak and Terry Kunze coached together at the Univ. of Minnesota and at East Carolina University and were looking forward to beating their friend.

In an important move for the future success of the Fillies on September 15th Marie Kocurek agreed to contract terms.

In a deal that didn't involve the Fillies but was important to the league was that the Houston Angels gave the New York Stars the negotiation rights to Ann Meyers. Ann was a 4-time All-American from UCLA, who was the first choice of the 1978 WBL draft. Her presence in the league was important from a credibility standpoint.

In a deal less important to the league, but important to Minnesota was that 6'5" Katrina Owens from Fayetteville State University in North Carolina signed with the team. (And not K.O. from Arkansas)

In a league desperate for publicity a preview of the coach and the team on September 23rd was a bonus to the Fillies. The Fillies new coach, Terry Kunze, was the driving force behind his 1961 high school team's state championship. With Duluth Central trailing by seven with just a few minutes left Terry Kunze heard one of his teammates say, "2nd place isn't so bad." That was all Kunze needed to deliver a 51-50 win and a state championship.



Kunze then went on, in 1963, to set a Big 10 record by hitting 14 of 15 shots for the University of Minnesota in one game. Kunze was excited about his new venture, because he had been guiding and teaching the Fillies players during the summer. He knew they would have an exciting team, and he was bold enough to say the Fillies would be more exciting than some NBA teams.

As usual with most newspaper articles, the idea of making a profit was always prominent. Gordon Never acknowledged the Fillies averaged 1,500 fans a game with about 1,200 of them paid. This meant they lost about \$270,000 last year. Yet they believe with ticket prices of only \$3.00 for general admission and \$4.50 and \$6 for reserve seats they only need 3,500 people a game to break even.

It is important to remember teams were made up of individuals who sacrificed. A good example of that WBL pioneer spirit could be seen in Sue Wahl-Bye who wanted to try out with the Fillies, but her husband was uncomfortable with it. Wahl-Bye said:

"I decided there won't be too many chances like this. If I sit out a year away from it, I could lose a competitive edge. Every year the college competition improves. The college players are really getting better. The girls in college now have played as long as I have. They have had an extra four years because they've been playing since grade school."

In August Wahl-Bye was one of 22 people who were either draft choices, free agents, or players put on waivers by other teams gathering in Minnesota. After the Fillies cut the camp to 11, Wahl-Bye was one of only two free agents to pass the initial test. She recognized that her handicaps were playing forward at 5'7" and only playing zone defense in college.



By the end of September, the Fillies signed two more players. One was Barb Mosher, who was the sister of the head coach of the University of Minnesota. The other was a 25-year-old fourth grade teacher, who had played at Wisconsin-LaCrosse three years ago, Sue Meredith. Even though Sue was cut by the Iowa Cornets at a summer try-out, she worked hard and improved. She impressed the Fillies enough to be invited back to regular camp.

Training Camp for the Fillies began in early October with two fewer than the projected 22 players. That was because on September 27th the Fillies waived Brenda Pitts and Cheryl Engle. Cheryl was one of only three players to survive the full season with Minnesota and now she was gone. But with each year there were more and better players available.

By the end of the first week the Fillies waived their 5th round pick from Utah State, Jerrie McGahan. The team began scheduling Intrasquad Blue & White (sometimes Yellow) Games in different cities around the area.

The first game was in Delano, Minn. (a reasonable 28 miles west of Minneapolis) on Saturday October 13th. The veterans destroyed the rookies 109-56. There were no details about this exciting game.

On Monday the 15th the Fillies traded their 8th round pick, Donna Goggin of New Mexico State, to the Dallas Diamonds for Future Considerations. This usually meant that if Donna made the Diamonds team then they would send a certain level draft pick. If she became an All-Star, then the Diamonds would provide a higher draft pick.

Slowly the number of players vying for the 12 roster spots was becoming manageable.

The next Intrasquad game was scheduled for Burnsville on Wednesday the 17th. Burnsville was 16 miles south of the Fillies home arena and this time the teams were divided evenly. Each team was given at least one All-Star. Marie Kocurek scored 20 points as she led the Blue team to a 79-72 over the White Team, who were led by Donna Wilson's 18.

The chance to play against WBL level competition came on Saturday October 20th as the Fillies travelled to New York. They were not going to play at Mulcahy Center of Iona College. Instead the Fillies and the Stars would be on the main floor of Madison Square Garden. 19,500 seats surrounded these midwestern girls as the two teams would play as a preliminary to a New York Knicks – Philadelphia 76ers game.

The Stars, a 1978-79 playoff team, had a new coach. He was a former Knick, Dean Meminger, and the Stars had a whole new philosophy. The Stars' job was to get the people and media of New York to notice them and therefore lift up the whole league.

The Fillies lost 92-85 with Donna Wilson scoring 20 points and grabbing 10 rebounds. The Fillies #1 pick, Katrina Owens, came through, against All-Pro Althea Gwyn, with 14 rebounds while scoring eight points. But the biggest surprise might have been free agent Sue Wahl-Bye who came through with 16 points.

There was another Intrasquad game scheduled for Saturday October 27th in Jordan, Minn. (37 miles to the southwest), but no evidence of this game was available. In the meantime, two more players were no longer on the team by the end of the month. Sue Meredith was waived and Barb Mosher was traded to the Iowa Cornets for future considerations.

As the Fillies worked on solidifying their roster they waived 6th round pick Monica Pellman, but on the same day they signed Susan Martin. Susan, the 5'10" Immaculata College star, had been released by the New Jersey Gems, who she played 33 games with last season.

On October 30th the team took the 200-mile trip down to Spencer, Iowa where they would play the Iowa Cornets. The game was sponsored by the Jaycees of Spencer who were raising money for Connie Kunzmann's cousin, Kim Kunzmann, who was badly burned in an accident. Therefore, the crowd of 1,200 was encouraging to the team and beneficial to the Jaycees.

The Cornets, who played in the WBL Championship series last year, also had a new coach, Steve Kirk. Kirk's style was methodical, but highly disciplined and effective.

The Cornets took a 25-24 1st quarter lead which increased to 55-46 at the half. The Fillies fell further behind, 80-62 going into the 4th quarter. The Cornets' lead grew to 94-70 with 7:30 remaining before Coach Kirk backed off and allowed the Fillies to lose by a respectable 104-94.

Yet the Fillies felt good about the game because Donna Wilson, Cindy Lundberg, and Katrina Owens were not a part of the action. Both Wilson and Owens stayed home with injuries.

In her first professional game, 7th round pick Patty Montgomery came through with 34 points with 12 baskets and 10 for 10 from the line, along with 16 rebounds. Veterans Marguerite Keeley and Marie Kocurek both had 16 for the losing Fillies. The Cornets were led by Molly Bolin who had 24 points with 10 baskets and 4 of 6 from the line. Four others also scored in double figures for the well-balanced Cornets.

Minnesota Fillies																	Team Ge	
Name	No.	Min	FGM	FGA	3-M	3-A	FTM	FTA	OFR	DFR	Tot Rb	Ast	PF	St	TO	BS	Pts	
DeBoer, Kathy	21										0						0	
DeLorme, Scooter	32		2				4	4			0						8	
Hawkins, Kathy	13		2				0	0			0						4	
Keeley, Marguerite	45		6				4	6			0						16	
Kocurek, Marie	42		6				4	6			0						16	
Lundberg, Cindy	10		0				0	0			0						0	
Martin, Susan	25		2				2	2			0						6	
Montgomery, Pat	53		12				10	10		16	16						34	
Owens, Katrina	33	DNP - Injured, Stayed Home																0
Timperman, Janet	12		2				2	2			0						6	
Wahl-Bye, Susan	24		1				2	4			0						4	
Wilson, Donna	11	DNP - Injured, Stayed Home																0
Adjustment		240											26					
Totals		240	33	0	0	0	28	34	0	16	16	0	26	0	0	0	94	
			FG%	#####			FT%	82.4%		Team Rebs								

Iowa Cornets																	Team Ge
Name	No.	Min	FGM	FGA	3-M	3-A	FTM	FTA	OFR	DFR	Tot Rb	Ast	PF	St	TO	BS	Pts
Bolin, Molly	30		10	17			4	6			0						24
Crevier, Tanya	24										0						0
Draving, Doris	50		1				1	2			0						3
Eckroth, Mo	22		1				0	0			0						2
Green, Anita	12		2				4	5			0						8
Hodgson, Pat	34		6				2	5			0						14
Kunzmann, Connie	44		4				2	4			0						10
Lewis, Charlotte	52		5				0	0			0						10
Penquite, Rhonda	32										0						0
Rutter, Nancy	??		0				0	0			0						0
Sharps, Denise	20		8				5	8			0						21
Thomas, Debra K.	40		0				2	2			0						2
Tucker, Robin	10		4				0	2			0						8
Wellen, Nancy	14		1				0	0			0						2
Adjustment		240		51									26				
Totals		240	42	68	0	0	20	34	0	0	0	0	26	0	0	0	104
			FG%	61.8%			FT%	58.8%		Team Rebs							

As the Fillies jumped into their cars for the 6 ½ hour drive to DeKalb, Ill, for a Thursday game against the Chicago Hustle, one player whose name was missing from all the action was Patricia Roberts. During training camp Trish continued to rehab her knee with the hopes of getting back out on the floor.

The November 1st game against the Hustle was being played at Northern Illinois University, which was the alma mater of the Hustle's General Manager, Chuck Shriver. A crowd of 575 saw the Fillies score six straight points after a 6-6 tie and then they never looked back. The Fillies held a 65-50 lead going into the 4th quarter, but were outscored 28-22 to complete the 87-78 victory.

The low score was because the Fillies wanted to slow the tempo, especially with several players home with injuries. But that didn't stop Kathy DeBoer from also getting injured during the game. The Fillies were led by All-Pro Marie Kocurek who had 29 points and 11 rebounds. As a team the Fillies shot 31 of 81 (38.3%) and 15 of 22 from the line, while committing 25 turnovers.

The Hustle were led by Rita Easterling's 16 points, while both Liz Galloway and Adrian Mitchell had 14 points each. The Hustle shot 30 of 81 (37.0%), and 18 of 31 from the line. 13 of the Hustle's 26 turnovers were charged against Easterling.

There was only 360 miles and 5:15 hours of travel ahead of the tired Fillies as they returned home. They had a week off before they would play a "home" game at St. Cloud University on Tuesday November 6th against the Iowa Cornets. SCU was the home of Sue Wahl-Bye.

Even though games are scheduled ahead of time, this game was a chance for free agent Sue Wahl-Bye to return to her alma mater and show off her new teammates. With just 12 days before the regular season and the roster having only 12 players on it, this meant Sue had succeeded in her plan to be a pro player. Sue would be the only free agent and the only Minnesota native on the team.

The game at St. Cloud State, against Iowa, drew 1,043 fans who were there to see the pros and Sue Wahl-Bye. Unfortunately, it seemed the fans left very disappointed. The focus of their attention, Sue, only played 90 seconds which was long enough for her to trip and commit a turnover. As for the quality of play – both coaches, Terry Kunze and Steve Kirk, agreed this was some of the worst basketball they had ever seen. The general consensus was summarized by Kunze who said, "Would you pay a nickel to see that game?" "We lost every would-be fan tonight."

This game's exhibition of poor play was also evident in the Fillies-Hustle game in DeKalb. A sampling of fans' reactions were:

"I'm impressed by their speed, but it seems like they need a little work."

"With the caliber of players coming out of high school and colleges I think the competition is going to get better."

Does the WBL have a future? "No, I don't really think so. They don't have enough scoring and there's too many turnovers."

"I just wanted to see them play. But it's not as good as I thought it would be. I've seen better high school (girls) play."

"I think they've got to get sharper play. The quality doesn't seem that good, but that is because I'm comparing it to men's pro basketball."

"I'm disappointed. There are some good individuals, but as a team they're really bad."

Back at St. Cloud this is what happened: The Fillies took an early 20-10 1st quarter lead, but Iowa cut it to 20-18, before the Fillies went on a run to raise the score to 33-23 with 1:52 in the half. The Cornets closed out the first half with an 8-0 run to send the Fillies into the locker room

with only a 33-31 lead. The lead changed hands seven times in the 3rd quarter. With the Fillies leading 73-70 with 2:54 left, the Cornets moved forward and got some separation as Molly Bolin had 10 of her 18 points in the 4th quarter. Iowa came away with an 82-79 victory. This loss made the Fillies, a 17-17 team last year, 1-3 in the pre-season.

With the Fillies performing badly, it didn't take long for the front office to go look for more, and hopefully better, players. On November 8th Karen Jamison, who played at University of Kansas last year and was undrafted, signed with the team. Also, Patricia Roberts would begin working out with the team wearing a knee brace.

The countdown to season two had one more pre-season game as the Fillies travelled to the University of Wisconsin-LaCrosse for a game against the Milwaukee Does. The Does were the 2nd worst team last year, but were now under the guidance of ex-NBA Coach of the Year, Larry Costello.

The Does were preparing for the regular season grind as this was their 3rd game in five days. They lost to Chicago in LaGrange, Ill. 109-104 on November 10th. They then went overnight 300 miles west to Mason City, Iowa to take on the Cornets. The travel got to them as they lost 105-73. But with two days off, and back home, they were now ready for the Fillies.

The Does had a 20-15 1st quarter lead, as rookie center Heidi Nestor, of UCLA, scored 10 of the team's 20. The Fillies fought back from a 10-point first quarter deficit to trail 39-37 at the half. In the 2nd half the Does could only score 12 in the 3rd quarter as the Fillies took a 63-51 3rd quarter lead. In the end the Fillies came through with an 85-78 victory.

For the Fillies: Montgomery 24, Keeley 22, Wilson 14, Kocurek 12, DeLorme 6, Jamison 3, Hawkins 2, Wahl-Bye 2 – FGs 31, 23-31, 85 Pts. Total Fouls 19.

For the Does: Nestor 25, Chapman 15, Gamble 14, Ellis 10, Booker 6, Morales 3, Griffith 2, Prevost 2, Dennis 1 – FGs 32, 14-20, 78 Pts. Total Fouls 21 – Fouled Out Gamble.

The next day, November 15th, the Fillies made a major decision as they put Trish Roberts on the Injured Reserve List. This list recognizes that a player is still part of the team, but would not be counted toward a roster spot.

This move meant that Karen Jamison had a spot on the opening game roster as the Fillies-St. Louis Streak game, at the Metropolitan Sports Center, was just three days away. Also added to the roster, with no known date when, was Randi Burdick, a 5'6" guard who played at Montclair State in New Jersey. The team would also be playing without Kathy DeBoer, who suffered an injury on November 1st against the Chicago Hustle.

With a year of presence, one local exhibition game and three local intrasquad games, but no obvious newspaper advertisements, the Fillies saw only 1,036 come out for their game on Sunday November 18. This was a far cry from the 4,102 who came out last year. One of those

attending was the Minnesota Vikings place kicker, Matt Bahr, who purchased 11 tickets for the game.

With the former assistants facing each other the Streak's Larry Gillman got the upper hand in the 1st quarter with a 21-19 lead. His buddy, Terry Kunze, came through with a 19-9 defensive effort and a 38-30 half time lead. After the half the Fillies and Streak followed up with 22-21 3rd & 4th quarters for an 82-72 Fillies win. The closest the Streak could get was 67-61 with 4:15 to play, but Kocurek and DeLorme scored four points each for a 75-61 lead.

As an expansion team the Streak were led by the 16 points from Sheila Patterson. Sheila was glad she made it through this game uninjured. Last year for the Dayton Rockettes she had 15 points and 18 rebounds before she left the game injured and was out for the year. Her first game injury, like Trish Roberts' injury, changed the direction of WBL history. Darla Plice had 13 points and Suzanne Washington contributed 11 for the (0-1) St. Louis Streak. Minnesota (1-0) was led by Marie Kocurek's 22 points on 10 of 13 from the field, while Katrina Owens' 15 rebounds gave the Fillies just what they needed.

But it was the 21 points and the excellent defense from Patty Montgomery that made the biggest impact. This was the same athlete who didn't quit, even when she was thrown off her college team, Utah State, for a school violation. Her celebratory beer after a big victory led to her suspension. Yet that didn't allow her to get down on herself. Her 7th round selection by the Fillies showed she had a lot to offer. And she proved it against the Streak.



Minnesota Fillies																		Team G
Name	No.	Min	FGM	FGA	3-M	3-A	FTM	FTA	OFR	DFR	Tot Rb	Ast	PF	St	TO	BS	Pts	
Burdick, Randi	6	Name not in Newspaper																
DeBoer, Kathy	21	Name not in Newspaper																
DeLorme, Scooter	32										0						8	
Hawkins, Kathy	13	6	0	1			3	4	1	1	2	0	1	1	1	0	3	
Jamison, Karen	15	15	0	2			0	0	0	0	0	2	3	1	2	0	0	
Keeley, Marguerite	45										0						4	
Kocurek, Marie	42		10	13			2	3			0						22	
Montgomery, Pat	53										0						21	
Owens, Katrina	33									15	15					3	5	
Timperman, Janet	12										0						4	
Wahl-Bye, Sue	24										0						4	
Wilson, Donna	11										0						11	
Adjustment		219											21					
Totals		240	10	16	0	0	5	7	1	16	17	2	25	2	3	3	82	
			FG%	#####			FT%	71.4%		Team Rebs								

St. Louis Streak																	Team Ge
Name	No.	Min	FGM	FGA	3-M	3-A	FTM	FTA	OFR	DFR	Tot Rb	Ast	PF	St	TO	BS	Pts
Chavers, Tonyus	6										0						5
Daniels, Coco	1										0						8
Griffey, Venita	11										0						9
Loyd, Jeanie	10										0						3
Martin, Gwen	25	17	1	8			1	2	2	4	6	0	3	0	0	0	3
Patterson, Sheila	33										0						16
Platte, Ann	23										0						2
Plice, Darla	20										0						13
Tomich, Vonnie	5	20	0	6			2	2	1	2	3	1	3	2	4	0	2
Washington, Debbie	31										0						11
Adjustment		203										17					
Totals		240	1	14	0	0	3	4	3	6	9	1	23	2	4	0	72
			FG%	7.1%			FT%	75.0%	Team Rebs			No Asts in 1st Half					

Two days after the Fillies' victory the team waived Susan Martin. This was probably because of the addition of Karen Jamison or Randi Burdick.

The Fillies had a week off before they played again on a Sunday at the Metropolitan Sports Center. Again, with no known advertisements, a crowd of only 1,075 came out to see the Fillies take on the (3-1) San Francisco Pioneers. While Minnesota was about to play their second game, the newly formed Pioneers were about to play their 5th, with all of them being on the road.

These extended road trips would not be unusual for the new West Coast teams of California or San Francisco. By the 25th of November the Pioneers had been to Washington D.C., New York City, Long Beach, Chicago, and now Minneapolis.

San Francisco got the upper hand at 22-19 in the 1st quarter as they applied their quickness by using a full court press. The taller, but slower, Fillies watched that lead balloon to 50-39 at the half as they committed 15 turnovers. After three quarters Minnesota was behind 76-58. The Fillies managed to lose close the gap to 94-80.

Minnesota was led by Patty Montgomery's seven field goals, 10 of 11 from the line for 24 points and her nine rebounds. Marie Kocurek and Donna Wilson split 32 points, and Marie pulled down 11 rebounds. Katrina Owens pulled down 12 rebounds for the game.

The (4-1) Pioneers couldn't wait to get home to play their home opener. But for today, Anita Ortega's 27 points and Pat Mayo's 21 points led the team. Pat, who was a Colasurdo when she was drafted, was the first overall pick in the 1979 WBL Draft.

In the future Pat will probably end up as a trivia question – "Along with Ann Meyers and Nancy Lieberman, who was the other 1st pick of the WBL draft?"

Minnesota Fillies																	Team Game #	
Name	No.	Min	FGM	FGA	3-M	3-A	FTM	FTA	OFR	DFR	Tot Rb	Ast	PF	St	TO	BS	Pts	Eff Rat
Burdick, Randi	6	Name not in Newspaper																
DeBoer, Kathy	21	Name not in Newspaper																
DeLorme, Scooter	32		1				2	4			0	5						4
Hawkins, Kathy	13	21	3	4			0	0	1	0	1	0	1	1	2	0	6	0.286
Jamison, Karen	15	4	0	0			0	0	0	1	1	0	1	1	0	0	0	0.500
Keeley, Marguerite	45	7	0	0			0	0	0	0	0	0	1	0	1	0		-0.143
Kocurek, Marie	42	38	4	10			8	11	4	7	11	1	5	3	4	0	16	0.737
Montgomery, Pat	53		7				10	11		9	9							24
Owens, Katrina	33		3				0	0		12	12							6
Timperman, Janet	12		2				2	2			0							6
Wahl-Bye, Sue	24		1				0	0			0							2
Wilson, Donna	11		7				2	3			0							16
Adjustment		170		72						9	9		19		19			
Totals		240	28	86	0	0	24	31	5	38	43	6	27	5	26	0	80	0.475
			FG%	32.6%			FT%	77.4%		Team Rebs								

San Francisco Pioneers																	Team Game #	
Name	No.	Min	FGM	FGA	3-M	3-A	FTM	FTA	OFR	DFR	Tot Rb	Ast	PF	St	TO	BS	Pts	Eff Rat
Foley, Bonnie	14	Name not in Newspaper																
Hansen, Barbara	42	Name not in Newspaper																
Hansen, Kim	32		1				2	3			9	9						4
Hicks, Cardie	10	32	7	16			2	2	3	1	4	3	4	2	2	0	16	0.813
Martin, Brenda	45	6	0	2			0	0		0	0	2	0	0	0	0	0	0.667
Martin, Pam	12	5	0	0			0	0		0	0	1	2	0	0	0	0	0.400
Mayo, Pat	13		9				3	5			0							21
McKinney, Musiette	33		2				7	8		9	9	4						11
Ortega, Anita	11		7	19			13	14			0							27
Ricketts, Debbie	8		4				1	1			0							9
Ternyik, Jan	22		1				4	4			0							6
Adjustment		197		35							12		21		20			
Totals		240	31	72	0	0	32	37	3	19	34	10	27	2	22	0	94	0.533
			FG%	43.1%			FT%	86.5%		Team Rebs								
Special Notes:																		
Technical: Kim Hansen		5th Straight Road game																

When the WBL expanded in the 2nd season they had six new teams and one team transfer. Normally established teams have an advantage over expansion teams, so when the 1979-1980 schedule came out the Fillies must have been ecstatic. Their first six games were against expansion teams and the next two were against the 2nd worst team.

The Fillies magical mystery tour had them play the Streak, the Pioneers, the Metros, the Fox, the Diamonds twice, and the Does twice. Then after Chicago it would be three more expansion teams. The Fillies were set up for a possible 11 wins in their first 12 games. But, of course, the games had to be played.

So, for November 28th the Fillies travelled to Washington D.C. to play the (1-2) Washington Metros. The game would be played in the miserably dark and dangerous to get to Starplex Armory.

The Metros had the distinction of kicking off the 2nd WBL season as they took on the San Francisco Pioneers, also at the Starplex Armory. In comparison to the 7,824 that came out to the inaugural game in Milwaukee in year one, the Metros attracted 350 for year two. This Metro game against the Fillies rose to an even 500 fans.

Believe it or not as of November 24th the Metros were making a huge buzz in another major American city – Chicago. Somehow the Metros had convinced the Chicago Hustle to part with one of the most visible members of, not only Chicago, but the whole WBL. All-Star Janie Fincher, a fan favorite, who averaged 16.7 points, 5 assists, and 4.7 rebounds last year, was traded to the Metros for 1980 & 1981 3rd round draft picks plus monetary compensation.

Why? We will probably never know, but for a struggling franchise, like the Metros, this attention could be the kind of boost that made the team relevant in both the Washington and Baltimore areas. But as of November 28th, Janie was still trying to make her way over to the East Coast.

The Wednesday game began with the Fillies taking a 23-19 1st quarter lead. They increased this to 43-32 at the half. The Fillies stayed in control and came out with their second victory, 95-79.

They were led by Patty Montgomery's 23 points, while Marie Kocurek had 20 before she fouled out and Marguerite Keeley came through with 19. For the Metros Bertha Hardy had 24 points and 16 rebounds, while 6'5" Willodean Harris and Evelyn Bender had 14 points each.

Minnesota Fillies																		Team Game #	
Name	No.	Min	FGM	FGA	3-M	3-A	FTM	FTA	OFR	DFR	Tot Rb	Ast	PF	St	TO	BS	Pts	Eff Rat	
Burdick, Randi	6	Name not in Newspaper																	
DeBoer, Kathy	21	Name not in Newspaper																	
DeLorme, Scooter	32	38	8	11			0	0	0	3	3	4	3	0	4	0	16	0.605	
Hawkins, Kathy	13	10	1	2			1	2	2	2	4	1	0	0	0	0	3	0.900	
Jamison, Karen	15	4	0	0			0	0	0	0	0	0	2	0	0	0	0	0.000	
Keeley, Marguerite	45	32	4	8			2	2	0	3	3	1	2	1	2	0	10	0.438	
Kocurek, Marie	42	31	8	14			5	6	1	3	4	2	5	1	3	0	21	0.871	
Montgomery, Pat	53	38	9	21			4	6	4	7	11	1	4	1	4	0	22	0.842	
Owens, Katrina	33	29	1	5			4	9	6	8	14	4	0	0	3	4	6	0.862	
Timperman, Janet	12	14	3	7			0	0	1	2	3	2	1	1	2	0	6	0.857	
Wahl-Bye, Sue	24	3	0	1			0	0	0	0	0	0	1	0	2	0	0	-0.667	
Wilson, Donna	11	41	8	11			4	4	0	2	2	2	3	4	1	0	20	0.707	
Totals		240	42	80	0	0	20	29	14	30	44	17	21	8	21	4	104	0.704	
			FG%	52.5%			FT%	69.0%	Team Rebs										

Washington Metros																		Team Game #	
Name	No.	Min	FGM	FGA	3-M	3-A	FTM	FTA	OFR	DFR	Tot Rb	Ast	PF	St	TO	BS	Pts	Eff Rat	
Bender, Evelyn	4	41	7	14	0	1	0	0	3	5	8	3	2	3	2	0	14	0.707	
Brewer, Lisa	5	6	0	1			0	0	0	1	1	0	0	0	0	0	0	0.167	
Caudle, Diane	13	10	0	0			1	2	0	1	1	0	1	0	1	0	1	0.100	
Cooper, Accronetta	14	8	1	3			1	2	0	2	2	0	2	0	0	0	3	0.625	
Greene, Vivian	1	34	4	13			0	0	1	0	1	0	4	0	7	0	8	0.059	
Hardy, Bertha	15	42	8	12			8	10	9	7	16	1	3	2	3	0	24	0.976	
Harris, Willodean	21	32	5	16			4	8	3	6	9	1	4	0	1	1	14	0.750	
McKenzie, Pat		8	0	1			0	2	0	1	1	0	0	0	0	0	0	0.125	
McWhorter, Charlene	20	23	6	13			1	2	4	4	8	0	6	2	1	1	13	0.957	
Schlesinger, Lisa	11	15	0	4			2	3	0	1	1	1	0	0	3	0	2	0.133	
Shoemaker, Cathy	12	21	0	4			0	0	0	1	1	0	2	0	4	0	0	-0.143	
Totals		240	31	81	0	1	17	29	20	29	49	6	24	7	22	2	79	0.521	
			FG%	38.3%			FT%	58.6%	Team Rebs										

The next stop on the Fillies' Expansion Tour was Philadelphia for a game on Saturday, December 1st. The Fox were leading the Eastern Division with a 2-1 record, which was probably the highlight of their year. Their two wins were also against expansion teams, St. Louis and New Orleans.

The Fillies came out strong and took a 23-18 1st quarter lead, which turned into 47-35 at the half. The strategy of bottling up Linda Matthews, who had been the hero of the Fox's two victories, worked well. As a team the Fox had 15 turnovers at the half.

The Fox put 27 on the board in the 3rd quarter, but gave up 31 to fall behind 78-62. The Fillies went to 3-1 with their 105-84 victory, and 709 Fox fans went home grumpy.

The Fillies shot 52.5% with Patty Montgomery leading the team for the third game in a row with 22 points and 11 rebounds. She was joined by Marie Kocurek with 21 points and Donna Wilson's 20 points. While Katrina Owens may have had only 6 points and 21 points for the year, her 14 rebounds was showing the Fillies offense was balanced just the way Coach Kunze wanted it.

The Fox had five players with double figures with 19 from Linda Matthews leading the way before she fouled out and Peggy Vincent's 16 next in line. Winsome "Skinny" Davidson came through with 15 points and 12 rebounds.

Minnesota Fillies																	Team Game #	
Name	No.	Min	FGM	FGA	3-M	3-A	FTM	FTA	OFR	DFR	Tot Rb	Ast	PF	St	TO	BS	Pts	Eff Rat
Burdick, Randi	6	Name Not in Newspapers																
DeBoer, Kathy	21	Name Not in Newspapers																
DeLorme, Scooter	32	26	4	6			3	6	2	4	6	2	2	4	0	0	11	0.962
Hawkins, Kathy	13	22	1	3			0	0	0	4	4	0	1	2	0	0	2	0.364
Jamison, Karen	15	15	1	3			0	0	0	0	0	0	0	0	0	0	2	0.133
Keeley, Marguerite	45	23	9	23			1	2	5	6	11	2	2	0	2	1	19	1.391
Kocurek, Marie	42	36	6	15			8	9	3	4	7	2	6	2	3	0	20	0.833
Montgomery, Pat	53	34	9	16			5	9	2	3	5	0	5	0	1	0	23	0.794
Owens, Katrina	33	21	1	5			2	2	2	6	8	1	0	0	2	0	4	0.571
Timperman, Janet	12	13	2	7	0	1	0	0	4	2	6	0	2	3	3	0	4	0.769
Wahl-Bye, Sue	24	7	0	3			0	0	0	0	0	0	0	1	0	0	0	0.143
Wilson, Donna	11	43	2	9			6	6	4	3	7	0	2	1	1	0	10	0.395
Totals		240	35	90	0	1	25	34	22	32	54	7	20	13	12	1	95	0.683
			FG%	38.9%			FT%	73.5%		Team Rebs								

Philadelphia Fox																	Team Game #	
Name	No.	Min	FGM	FGA	3-M	3-A	FTM	FTA	OFR	DFR	Tot Rb	Ast	PF	St	TO	BS	Pts	Eff Rat
Arturi, Lynn	17	23	2	7			0	0	1	1	2	1	1	0	1	0	4	0.304
Davidson, Winsome	11	39	7	16			1	1	5	7	12	0	3	2	7	0	15	0.564
Garrity, Pat	10	15	1	3			0	0	0	1	1	2	1	1	2	0	2	0.400
Gay, Peggy	20	17	3	6			4	4	0	1	1	1	0	1	0	0	10	0.824
Hlavacek, Sue	24	7	1	3			0	0	3	0	3	0	1	0	3	0	2	0.286
Matthews, Linda	34	34	7	12			5	5	0	4	4	6	6	3	4	0	19	1.000
Mayes, Dee Dee	12	7	0	3			2	2	0	0	0	0	1	0	0	0	2	0.286
Miller, Sandy	44	37	4	8			4	10	3	6	9	0	3	0	3	2	12	0.486
Vincent, Peggy	30	38	7	15			2	4	6	1	7	2	4	2	3	0	16	0.684
Zabel, Chrissy	4	23	1	6			0	0	2	1	3	0	3	1	2	0	2	0.174
Totals		240	33	79	0	0	18	26	20	22	42	12	23	10	25	2	84	0.563
			FG%	41.8%			FT%	69.2%		Team Rebs								

From a cold December in Philadelphia the Fillies travelled to Dallas, Texas where on December 4th the temperature was 65 degrees. Minnesota brought their 3-1 record and two game winning streak to face a 1-3 Dallas team who were playing their third home game of the season.

Unfortunately, the Diamonds' attendance was getting halved each game. Their opener on November 27th had 2,477, their game on the 30th dropped to 1,242, and now on Tuesday December 4th only 516 came out to the Dallas Convention Center.

Even though one team were winning their games and the home team was losing theirs, there was going to be an exciting match-up taking place. The 6'5" Katrina Owens was going to have to stop the 6'2" juggernaut Alfredda Abernathy.

In Alfredda's first four games she had 29 points & 18 rebounds, 20 points & 20 rebounds, 26 points & 13 rebounds, and 38 points & 23 rebounds. With an average of 28.25 points and 18.5 rebounds the 1-3 record wasn't because of Alfredda's effort. For Dallas coach, Dean Weese, he was looking forward to stopping Marie Kocurek, who played for him at Wayland Baptist.

Minnesota's defense started well as they held Dallas to 15 points while scoring 20. They upped their lead to 43-37 at the half and then 70-62 after three quarters. In the end the Fillies 102-91 victory made them 4-1 with a three-game winning streak and Dallas 1-4 with a three-game losing streak.

The Fillies' star Marie Kocurek made Dean Weese miserable as she came through with 32 points on 14 of 18 from the field. Donna Wilson had 21, while Montgomery had 19. Katrina Owens scored 0, but had nine rebounds. She also allowed Abernathy 29 points, which was her average, but shoe only grabbed 10 rebounds, which was eight below her average. Another job well done by the 1st round pick.

For Dallas Valerie Goodwin had 18 points and eight rebounds, while Christy Earnhardt had 14 points.

Minnesota Fillies																			Team Game #
Name	No.	Min	FGM	FGA	3-M	3-A	FTM	FTA	OFR	DFR	Tot Rb	Ast	PF	St	TO	BS	Pts	Eff Rat	
Burdick, Randi	6	Name not in Newspaper																	
DeBoer, Kathy	21	Name not in Newspaper																	
DeLorme, Scooter	32	40	4	9			2	2	0	1	1	6	2	2	2	0	10	0.575	
Hawkins, Kathy	13	7	0	2			0	0	0	0	0	0	1	0	1	0	0	-0.143	
Jamison, Karen	15	Name not in Newspaper																	
Keeley, Marguerite	45	30	5	11			3	8	0	6	6	3	2	0	2	0	13	0.767	
Kocurek, Marie	42	42	14	18			4	5	1	3	4	0	6	4	4	1	32	0.857	
Montgomery, Pat	53	39	8	19			3	3	4	3	7	3	5	0	5	0	19	0.692	
Owens, Katrina	33	24	0	2			0	0	2	7	9	0	4	1	0	0	0	0.417	
Timperman, Janet	12	15	1	2			1	2	0	0	0	1	3	2	0	0	3	0.467	
Wahl-Bye, Sue	24	5	2	6			0	0	0	0	0	1	0	0	1	0	4	1.000	
Wilson, Donna	11	38	9	15			3	4	1	4	5	4	2	4	3	0	21	0.921	
Totals		240	43	84	0	0	16	24	8	24	32	18	25	13	18	1	102	0.688	
			FG%	51.2%			FT%	66.7%		Team Rebs	10								

Dallas Diamonds																		Team Game #
Name	No.	Min	FGM	FGA	3-M	3-A	FTM	FTA	OFR	DFR	Tot Rb	Ast	PF	St	TO	BS	Pts	Eff Rat
Abernathy, Alfredda	34	40	9	14			11	15	5	5	10	3	5	2	5	0	29	1.050
Baker, Janice	12	35	0	4			4	4	0	1	1	0	4	0	3	0	4	0.057
Bruton, Cindy	20	32	5	15			3	4	2	8	10	0	4	1	1	0	13	0.719
Bush-Roddy, Carolyn	40	31	2	8			0	0	3	2	5	0	4	0	3	0	4	0.194
Cooper, Sheena	11	13	2	2			0	0	0	1	1	0	1	0	2	0	4	0.231
Earnhardt, Christy	42	41	4	14			6	6	2	3	5	5	4	2	5	1	14	0.634
Goodwin, Valerie	22	38	8	17			2	2	2	6	8	0	3	1	3	0	18	0.632
John, Jeriann	44	6	2	2			0	0	0	1	1	0	0	1	1	0	4	0.833
McLannahan, Sharon	21	4	0	0			1	2	0	2	2	0	0	0	0	0	1	0.750
Rutter, Nancy	14	DNP-Coach Decision																0
Totals		240	32	76	0	0	27	33	14	29	43	8	25	7	23	1	91	0.558
			FG%	42.1%			FT%	81.8%	Team Rebs	9								

After this three-game road trip the team returned to Minnesota to wait for their next game on Sunday December 9th against the same Dallas Diamonds. On the 8th the Fillies' claimed Milwaukee Does All-Star Gerry Booker off waivers after she was placed there because of a contract dispute. The Fillies were strengthening themselves as they prepared for seven games in the next 10 days.

The first game on December 9th brought the now 1-6 Diamonds to the Metropolitan Sports Center. They were now on a five-game losing streak having just lost to Milwaukee at home and St. Louis on the road.

The 934 fans who attended included another Minnesota Viking, safety Tom Hannon. They saw the Fillies jump out to a 29-24 lead, which became 49-44 at the half. The Fillies raised their lead to seven points at 72-65. The Fillies began to falter and with the score 90-89 they watched the Diamonds' Carolyn Bush-Roddy go to the free throw line with three shots to give the Diamonds the lead. She missed all three. Instead, the Fillies' Patty Montgomery hit her two free throws with 29 seconds remaining to give the Fillies a 93-90 victory for their fourth straight.

The Fillies were led by Montgomery's 8 rebounds, and 32 points which included 10 for 10 from the line. Donna Wilson had 19 points, which included the first three-point field goal in Minnesota history. Marie Kocurek had 17 points and nine rebounds before she fouled out. Even Coach Terry Kunze got involved as he picked up his 2nd technical of the year at the 11:41 mark of the 4th quarter. The Fillies were also pleased to have Kathy DeBoer back in the lineup, as she played 12 minutes.

For the Diamonds, who shot an incredible 60.3% (38-63) from the floor, Valerie Goodwin's 28 points led the way. Alfredda Abernathy was held to 18 on just 7 of 12 shots.

Minnesota Fillies																		Team Game #
Name	No.	Min	FGM	FGA	3-M	3-A	FTM	FTA	OFR	DFR	Tot Rb	Ast	PF	St	TO	BS	Pts	Eff Rat
Burdick, Randi	6	7	1	1			0	0	0	1	1	0	4	0	0	0	2	0.429
DeBoer, Kathy	21	12	3	4			0	0	1	0	1	0	1	0	2	0	6	0.417
DeLorme, Scooter	32	41	3	12			5	7	3	1	4	9	3	3	3	0	11	0.805
Hawkins, Kathy	13	Name Not in Newspapers																
Jamison, Karen	15	Name not in Newspaper																
Keeley, Marguerite	45	24	2	4			0	0	1	1	2	0	3	0	1	0	4	0.208
Kocurek, Marie	42	42	6	18			5	7	3	6	9	3	6	4	2	0	17	0.810
Montgomery, Pat	53	43	11	23			10	10	5	3	8	1	0	4	3	0	32	1.000
Owens, Katrina	33	14	0	0			2	4	1	4	5	0	0	0	0	0	2	0.500
Timperman, Janet	12	5	0	2			0	0	0	0	0	2	2	1	0	0	0	1.000
Wahl-Bye, Sue	24	7	0	1			0	0	0	0	0	1	0	0	1	0	0	0.143
Wilson, Donna	11	45	9	18	1	1	0	0	2	2	4	3	3	2	2	0	19	0.644
Totals		240	35	83	1	1	22	28	16	18	34	19	22	16	16	2	93	0.688
			FG%	42.2%			FT%	78.6%		Team Rebs	17							
Special Notes:																		
Technical: Coach Terry Kunze 11:41 4th Qtr																		

Dallas Diamonds																		Team Game #
Name	No.	Min	FGM	FGA	3-M	3-A	FTM	FTA	OFR	DFR	Tot Rb	Ast	PF	St	TO	BS	Pts	Eff Rat
Abernathy, Alfredda	34	43	7	12			4	5	1	4	5	1	6	1	5	1	18	0.488
Baker, Janice	12	3	0	1			0	0	0	0	0	0	0	0	0	0	0	0.000
Bruton, Cindy	20	23	2	7			4	4	0	1	1	1	5	2	0	0	8	0.565
Bush-Roddy, Carolyn	40	41	4	10			2	5	3	6	9	3	3	1	8	0	10	0.439
Cooper, Shena	11	DNP-Coach Decision																
Earnhardt, Christy	42	17	4	4			0	0	0	0	0	0	1	0	1	0	8	0.412
Goodwin, Valerie	22	48	14	18			0	0	0	1	1	2	0	1	5	0	28	0.604
John, Jeriann	44	42	6	9			2	3	1	4	5	1	2	4	3	0	14	0.524
McLannahan, Sharon	21	12	1	1			2	2	0	4	4	0	0	1	0	0	4	0.750
Rutter, Nancy	14	5	0	1			0	0	1	0	1	0	0	0	0	0	0	0.200
Tomich, Vonnice	32	6	0	0			0	0	0	0	0	0	1	1	1	0	0	0.000
Totals		240	38	63	0	0	14	19	6	20	26	8	18	11	23	1	90	0.500
			FG%	60.3%			FT%	73.7%		Team Rebs	10							

The next day the Minneapolis Star did a feature about the lack of fan support for the Fillies. After all they were winning and people generally follow winners. There was also an internal sense of frustration because a new sport had just been introduced to the area – indoor soccer – and the local team, the Kicks, just drew 10,000 to the Sports Center. To the Fillies there was a huge media hype for the Kicks, while they felt ignored.

Yet to Gordon Nevers he saw a great future, because only a few weeks earlier the Houston Angels had been sold for \$1 million. Nevers believed,

“The WBL is soon going to be a worthy investment because the league “is close” to working out a contract with a national cable television network that specializes in sports coverage.”

“Our share of just the television revenue,” said Nevers, “will be more than my budget for two years.”

The Fillies were looking to play in a smaller site next year, but right now they were contractually obligated to the Sports Center. This was because of an investment made into the Fillies by the owner of the Minnesota North Stars (NHL). But the general consensus highlighted in the papers was the women’s game was solid, but didn’t have the exciting individualism that was in the men’s game.

After their victory over Dallas the (5-1) Fillies travelled over to Milwaukee to take on the (2-5) Does on a Monday night. Under new coach Larry Costello the Does began the year 0-4, but were now showing improvement.

780 people came out to see if the Does had turned the corner. A 27-26 deficit against a good Fillies team was encouraging. When the two teams increased the defensive pressure for a 17-16 quarter, the Fillies lead only increased to 44-42. The Does took control, 63-58, at the 2:15 mark. But then the Fillies went on a 7-0 run to make the score 65-63 going into the exciting 4th quarter.

But then the new improved Does turned into the old Does and were outscored 19-5 in the first eight minutes of the 4th quarter. With 4:07 left, the game was virtually over at 84-68. The final score of 92-80 made the Fillies 6-1, while the Does fell to 2-6.

The Does had no explanation for their falling flat. They blamed it on *it*, the omnipresent scapegoat.

“We have *it*,” said Nestor, who led Milwaukee with 20 points. “We’re just not putting *it* together. We’re just going to have to want *it* more. We say we want *it*, but we don’t look like it out there.”

“We’ve got to have a winning attitude. Right now, we have a losing attitude. We’re a good team. We just don’t have *it* together.”

For the Fillies, they didn’t care if the Does were missing, it! A win was a win. But would it cost them in the future with the schedule they had? Kocurek played all 48 minutes, Scooter DeLorme played 47, and Donna Wilson played 45. Even Kathy DeBoer, in only her second game back from injury, put in 36 minutes.

As a team Kocurek had 27 points and eight rebounds, while Patty Montgomery had 19 points and 14 rebounds. DeBoer made her presence known as she added eight points, along with 15 rebounds.

Minnesota Fillies																	Team Game #	
Name	No.	Min	FGM	FGA	3-M	3-A	FTM	FTA	OFR	DFR	Tot Rb	Ast	PF	St	TO	BS	Pts	Eff Rat
Burdick, Randi	25	Name not in Newspaper																
DeBoer, Kathy	21	36	4	11			0	2	3	12	15	6	3	1	2	0	8	0.944
DeLorme, Scooter	32	47	4	11			4	5	0	1	1	7	4	1	2	0	12	0.553
Hawkins, Kathy	13	2	0	0			0	0	0	0	0	0	0	0	0	0	0	0.000
Jamison, Karen	15	Name not in Newspaper																
Keeley, Marguerite	45	10	2	3			0	0	0	0	0	0	1	0	2	0	4	0.200
Kocurek, Marie	42	48	12	23			3	5	2	6	8	3	4	2	7	1	27	0.750
Montgomery, Pat	53	34	9	19			1	2	7	7	14	4	4	2	0	0	19	1.265
Owens, Katrina	33	14	1	1			0	0	1	5	6	1	1	0	1	1	2	0.643
Timperman, Janet	12	4	1	3			0	0	0	0	0	0	2	1	0	0	2	0.750
Wahl-Bye, Sue	24	Name not in Newspaper																
Wilson, Donna	11	45	6	15			6	7	3	3	6	5	3	1	4	0	18	0.689
Totals		240	39	86	0	0	14	21	16	34	50	26	22	8	18	2	92	0.767
			FG%	45.3%			FT%	66.7%		Team Rebs	13							

Milwaukee Does																		Team Game #
Name	No.	Min	FGM	FGA	3-M	3-A	FTM	FTA	OFR	DFR	Tot Rb	Ast	PF	St	TO	BS	Pts	Eff Rat
Carney, Mary	13	2	0	0			0	0	0	0	0	1	0	0	0	0	0	1.000
Chapman, Brenda	15	35	6	16			3	7	0	3	3	7	2	2	6	0	15	0.800
Dennis, Brenda	10	4	0	1			0	0	0	0	0	0	1	0	0	0	0	0.000
Ellis, Cindy	25	1	0	0			0	0	0	1	1	0	0	0	1	0	0	0.000
Gamble, Carolyn	8	30	5	11			2	3	7	7	14	1	3	1	0	0	12	0.967
Griffith, Denise	6	12	2	2			0	0	0	0	0	0	1	0	0	0	4	0.333
Morales, Diane	22	38	7	12			0	0	1	2	3	4	5	0	0	0	14	0.658
Nestor, Heidi	28	36	10	21			0	0	1	5	6	0	3	1	4	0	20	0.639
Prevost, Deb	32	18	1	3			0	0	0	1	1	2	0	0	0	0	2	0.389
Smith, Joanie	1	24	2	9			1	2	0	4	4	3	0	0	1	0	5	0.583
White, Ethel	30	40	2	8			4	4	0	2	2	3	4	3	3	0	8	0.400
Totals		240	35	83	0	0	10	16	9	25	34	21	19	7	15	0	80	0.617
			FG%	42.2%			FT%	62.5%		Team Rebs	11							
Special Notes:																		
Technical - Joanie Smith 2:35 4th qtr																		


The Does were described by their coach as a team without quickness or people who could jump and that was why they were outrebounded 50-34. Costello's response, "Sometimes, we don't even jump." These Does were led by Heidi Nestor's 20 points and Brenda Chapman's 15 points with seven assists. Of the Does' 34 rebounds, 14 were pulled down by Carolyn Gamble while she was scoring 12 points.

The (6-1) Fillies had a day off before they would begin a three game home stand on Wednesday December 12th. Their first opponent was a familiar one – the (2-6) Milwaukee Does. This would be the second time they would be playing a team back-to-back. They just beat a bad Dallas Diamonds' team in two games and now they'd get a second shot at the Does.

When a team has a six-game winning streak it would be normal for people to jump on the bandwagon, but not obviously not yet. Only 500 people came out to the Met. Sports Center, where they saw the Fillies take a strong 33-26 1st quarter lead. An even 25-25 made the score 58-51 at the half.

The question for the 2nd half was whether the Does' *it* factor would show up. It didn't. The game changed when Janet Timperman and her 3.6 scoring average entered the game in the 3rd quarter. She went on to score 10 points which gave the Fillies a 25-18 3rd quarter and an 83-69 lead.

This was almost the exact score of the last game when the Fillies took control (84-68). The Fillies coasted to a 101-86 victory for their seventh straight, which added to their team record that they set last game.



Staff Photo by Bruce Basing
 Minnesota's Marie Kocurek put up a shot against Milwaukee's Denise Griffith in the Fillies' 101-86 victory Wednesday night at Met Center. The Fillies, riding a sixth-game winning streak, have been successful on the court, but not at the gate. Home attendance is averaging under 1,000.

The players' minutes were better distributed for a tough WBL schedule as Kocurek had 27, DeLorme had 28, and Wilson had 38.

As has been the pattern in the past, Patty Montgomery had 25 points and 13 rebounds, while Janet Timperman added 16 points in 29 minutes, and Marie Kocurek had 16 points and 10 rebounds. Even though the team shot a poor 35.3%, they outrebounded the Does 52-34.

The Does were led by Brenda Chapman's 23, but it came on 5 of 20 from the floor. Heidi Nestor added 19 points, but had only three rebounds. One important missing player was Joanie Smith, who had hyper extended her knee in the previous game. She would miss four of the Does' games over the next week.

Minnesota Fillies																		Team Game #
Name	No.	Min	FGM	FGA	3-M	3-A	FTM	FTA	OFR	DFR	Tot Rb	Ast	PF	St	TO	BS	Pts	Eff Rat
Burdick, Randi	25	20	1	3			5	6	0	0	0	1	2	0	2	1	7	0.350
DeBoer, Kathy	21	18	1	4			2	2	0	3	3	0	2	1	0	0	4	0.444
DeLorme, Scooter	32	28	2	5			8	8	1	1	2	4	3	2	2	0	12	0.786
Hawkins, Kathy	13	Name not in Newspaper																
Jamison, Karen	15	Name not in Newspaper																
Keeley, Marguerite	45	20	2	9			3	4	4	7	11	5	2	2	1	1	7	1.450
Kocurek, Marie	42	27	6	19			4	5	5	5	10	0	4	0	2	3	16	0.889
Montgomery, Pat	53	39	6	15			13	17	2	11	13	1	4	2	2	1	25	1.026
Owens, Katrina	33	16	1	2			0	0	2	1	3	0	1	0	1	1	2	0.250
Timperman, Janet	12	29	7	13			2	3	3	1	4	1	1	3	2	0	16	0.793
Wahl-Bye, Sue	24	5	0	2			1	4	0	0	0	0	0	0	1	0	1	0.000
Wilson, Donna	11	38	4	13			3	5	4	2	6	3	2	2	1	0	11	0.632
Totals		240	30	85	0	0	41	54	21	31	52	15	21	12	14	7	101	0.754
			FG%	35.3%			FT%	75.9%		Team Rebs	28							

Milwaukee Does																		Team Game #
Name	No.	Min	FGM	FGA	3-M	3-A	FTM	FTA	OFR	DFR	Tot Rb	Ast	PF	St	TO	BS	Pts	Eff Rat
Carney, Mary	13	6	0	0			0	0	0	0	0	1	2	0	0	0	0	0.333
Chapman, Brenda	15	45	5	20			13	18	1	5	6	1	3	1	2	0	23	0.667
Dennis, Brenda	10	7	0	1			1	2	0	0	0	2	1	0	0	0	1	0.714
Ellis, Cindy	25	27	3	5			2	2	2	0	2	3	2	0	5	1	8	0.407
Gamble, Carolyn	8	23	1	4			0	0	2	6	8	0	5	2	1	0	2	0.478
Griffith, Denise	6	24	7	11			0	0	2	4	6	2	5	1	1	0	14	1.000
Morales, Diane	22	23	6	10			1	2	1	1	2	1	3	3	1	0	13	0.826
Nestor, Heidi	28	41	9	18			1	2	0	3	3	1	5	2	2	0	19	0.585
Prevost, Deb	32	16	2	3			0	0	1	1	2	1	4	1	1	0	4	0.500
White, Ethel	30	28	1	3			0	1	0	5	5	0	4	3	0	0	2	0.357
Totals		240	34	75	0	0	18	27	9	25	34	12	34	13	13	1	86	0.600
			FG%	45.3%			FT%	66.7%		Team Rebs	20							

Another article about attendance came out after this game. But it began with something that can never be analyzed – comfort. Do you think this played a role in support?

Players were huddled in warmup suits and sweatshirts in the frigid Met Center Wednesday night. The fans scattered about the mostly empty arena didn't bother to take off their heavy winter outer garments.

In an article written by Bob Fowler, the former public relations director of the Minnesota Muskies, a men's professional basketball team of the old American Basketball Association in 1967, he gave some "comfort" insight as a joke. But also some corroboration by saying: For instance, if you decide to attend tonight's home game against the Chicago Hustle, there will be plenty of good seats available. There are numerous ushers standing around who can quickly show you to your section.

Walking to the building is no problem, despite the cold, because you can park very close. Also, there are no traffic jams when fans depart after the game.

You'll encounter no long lines at concession stands or restrooms.

Nor will you doze during the contest. The building temperature is kept at an energy-saving 55°; apparently body heat from fans is expected to boost into a comfort level.

How cold is it?

Well, Marguerite Keeley didn't start for the Fillies, but started a trend. She opened the game on the bench by wearing gloves. Soon teammates were shivering in sweatshirts, with the hoods over their heads, while wrapping jackets and towels around their legs.


We will find some of this same type of information over in New Jersey. Even if you liked the players or the team personally, was an uncomfortable environment attractive?


For the players the small crowds were no longer a distraction, because walking off the floor as a winner was more important. In a short period of time Coach Terry Kunze had created an unselfish team that was a closeknit unit. The issues of the past, 25-30 turnovers a game, had now been reduced to about 17 a game. But the players also worked together for promotions as:

"They're still learning what it is to be a pro athlete, said Nevers. "To be out meeting people, shaking hands. There isn't a day that goes by that we aren't out someplace - a shopping center, a community activities meeting, an area high school - meeting people and talking about our game."

"We've got a ticket plan where a family of five can get into a game for \$9 or a 2-for-1 plan for adults. Or a ticket for high school kids for a buck a game. Where else can you go for a price like that?"

On December 13th an unusual item appeared in the papers - a delayed broadcast of a game that was over 24 hours ago. Yet it proved that the Fillies did have a radio station that was covering their games.





The newspaper article highlighted the cold of the Sports Center, but also presented the battle between a team without enough money to publicize itself and the media who were expected to make up the difference. The team wanted more articles about the team and the media wanted to know that people were interested in the team. The only votes that counted were bodies in seats – no bodies, no media.

The next day, December 13th, the Fillies and 595 others greeted the Chicago Hustle to the Met. Sports Center. The team that was once the gem

of the WBL, Chicago, had fallen on tough times as they brought their 4-4 record with them.

It had been five days since the Hustle's last game, so they were rested, but also missing their leader and spark plug, Rita Easterling. This was the second game of four in a row that Rita would miss with a bad knee.

Minnesota took a dominant 31-17 1st quarter lead, which then got flipped in the 2nd quarter as the Hustle put together a 32-15 quarter to make the score 49-46 in their favor. The 3rd quarter saw the Fillies wrestle back the lead, 71-67.

Whether Coach Kunze had a crystal ball or not is not known, but his distribution of minutes amongst his stars in yesterday's game paid dividends in this game. The Fillies put together a 34-19 4th quarter for a 105-86 win. Yet his leaders were out there almost the whole game: Wilson 48 minutes, Montgomery 48 minutes, DeLorme 46 minutes, and Kocurek's 38 minutes were limited because she fouled out.

As a team Kocurek had 32 points and 10 rebounds, Montgomery had 27 points and 19 rebounds with 10 of those offensive rebounds, and Wilson had 20 points. For the Hustle six players had double figures led by Retha Swindell's 16, and Debby Waddy-Rossow's 14 and Adrian Mitchell's 14.

Minnesota Fillies																		Team Game #
Name	No.	Min	FGM	FGA	3-M	3-A	FTM	FTA	OFR	DFR	Tot Rb	Ast	PF	St	TO	BS	Pts	Eff Rat
Burdick, Randi	25	2	0	0			0	0	0	0	0	0	0	0	1	0	0	-0.500
DeBoer, Kathy	21	32	3	7			2	5	0	7	7	3	4	0	2	1	8	0.594
DeLorme, Scooter	32	46	6	12			4	5	0	6	6	5	4	0	5	0	16	0.587
Hawkins, Kathy	13	Name not in Newspaper																
Jamison, Karen	15	Name not in Newspaper																
Keeley, Marguerite	45	10	0	2			0	0	0	0	0	0	0	0	1	0	0	-0.100
Kocurek, Marie	42	38	12	20			8	8	2	8	10	3	6	1	1	2	32	1.263
Montgomery, Pat	53	48	9	22			9	12	10	9	19	0	4	3	2	0	27	0.979
Owens, Katrina	33	7	1	1			0	0	2	2	4	1	1	0	3	0	2	0.714
Timperman, Janet	12	9	0	1			0	0	0	0	0	0	0	0	0	0	0	0.000
Wahl-Bye, Sue	24	Name not in Newspaper																
Wilson, Donna	11	48	9	17			2	4	3	1	4	4	3	0	4	0	20	0.583
Totals		240	40	82	0	0	25	34	17	33	50	16	22	4	19	3	105	0.717
			FG%	48.8%			FT%	73.5%		Team Rebs	9							

Chicago Hustle																		Team Game #
Name	No.	Min	FGM	FGA	3-M	3-A	FTM	FTA	OFR	DFR	Tot Rb	Ast	PF	St	TO	BS	Pts	Eff Rat
Caldwell, Breena	30	25	3	7	0	1	2	5	1	1	2	4	2	1	0	0	8	0.760
Digitale, Sue	21	34	5	8			1	2	1	2	3	0	5	0	1	0	11	0.382
Easterling, Rita	15	DNP - Injured Knee																
Galloway, Liz	31	20	0	5			0	0	0	0	0	1	0	1	4	0	0	-0.050
Hileman, Vicki	22	24	0	2			1	2	0	2	2	1	2	0	1	0	1	0.167
Kennedy, Peggy	11	36	6	11	0	2	0	0	1	5	6	1	4	0	3	0	12	0.472
Mitchell, Adrian	26	27	5	10			4	5	0	2	2	0	4	3	1	0	14	0.667
Rajcula, Jody	24	DNP - Coach's Decision																
Stachon, Toni	14	DNP - Coach's Decision																
Swindell, Retha	44	34	6	14			4	9	3	4	7	0	4	5	6	3	16	0.647
Thomas, Lisa	41	DNP - Coach's Decision																
Travnik, Mary Pat	12	16	4	7			2	5	3	0	3	0	2	0	2	0	10	0.688
Waddy-Rossow, Debra	25	24	5	14			4	4	2	2	4	1	4	0	1	0	14	0.792
Totals		240	34	78	0	3	18	32	11	18	29	8	27	10	19	3	86	0.508
			FG%	43.6%			FT%	56.3%		Team Rebs	11							
Special Notes:																		
Technical: Coach Doug Bruno 3 Qtr 2:07 4th Qtr 1:30 EJECTED																		

After the 105-86 victory that moved the Fillies into first place, the Minneapolis Star, printed an article about attendance they had obviously been working on.

The Headline Read: Fillies Fans Set a Record

A total of 43 fans sat in the stands behind the press table at the Met Center Thursday night while the Fillies defeated the Chicago Hustle 105-86. That's baseline to baseline. Not 4,300. Not 430. Just 43.

There were a few more spectators on the other side of the court, but not many. The attendance was listed as 586, which would have been horrible enough if it had been accurate. A reporter's unofficial headcount indicated that the crowd was closer to 200.

The Fillies offered a survey to the fans to try and figure out why the Twin Cities fans were neglecting them. About 100 surveys were completed and those people all said they enjoyed the product, yet they felt the Fillies didn't advertise enough. They also felt the media didn't do an adequate job of covering the team. An unofficial survey of six people had some people attending because of a friend, but in reality they'd prefer to be somewhere else. One 33-year-old male who lived 22 miles away said it was too expensive – because the ticket was \$3, gas was about \$2, parking was \$2, a program was \$1, and any food was extra.

With the WBL's first month in the rear-view mirror and the Fillies at 8-1, a look at the standings at the quarter pole is appropriate.

<u>EASTERN</u>					<u>MIDWESTERN</u>					<u>WESTERN</u>				
	W	L	Pct	GB		W	L	Pct	GB		W	L	Pct	GB
New York	6	2	.750	---	Minnesota	8	1	.888	---	Houston	6	1	.857	---
New Jersey	3	5	.375	3	Iowa	6	1	.857	1	San Francisco	8	2	.800	---
Washington	3	5	.375	3	St. Louis	4	4	.500	3.5	New Orleans	4	5	.444	3
Philadelphia	2	5	.286	3.5	Chicago	4	5	.444	4	Dallas	2	8	.200	5.5
					Milwaukee	2	8	.200	6.5	California	1	7	.125	5.5

During the short break the Fillies made a deal for another All-Star, Debbie Mason. As a member of the New Jersey Gems in 1978-79 she averaged 28 minutes a game and 14 ppg. In late November Mason was waived by the Gems and picked up by the New York Stars, because of Dean Meminger's recommendation. But the Stars realized they were guard heavy and before the reputation of All-Star Debbie Mason could be tarnished from neglect the Stars traded her to the Fillies for the all too famous future considerations.

The Fillies had three days off before they played at the Met. Sports Center on Sunday December 16th. The Sunday opponent was the (4-4) St. Louis Streak. While the Fillies beat the Streak in the season opener 82-72, and then the Streak went on to lose three more in a row, this Streak team was really a different.

The Streak came into Minnesota with a four-game winning streak, that could all be pointed to one player, Liz Silcott. For the season opener Liz had been suspended by the Streak for disruptive team activities. Since her return she had played in four games and scored 131 points (32.8 ppg).

A crowd of 1,036 came out to watch the Fillies establish a 27-19 lead which increased to 54-44 by the half. Even though Silcott had scored 46 points in her last game, the Filles made sure they didn't let up on pressuring her and they had a 30-19 3rd quarter and an 84-63 lead. The Fillies played the 4th quarter safe and came through with a 106-90 victory.

The Fillies were 9-1 with eight straight victories and for the first time this year Katrina Owens came through in a big way. She had 19 points and 16 rebounds. Donna Wilson also had 18, while Scooter DeLorme ended with 16. Overall, the team had seven players in double figures, shot 57% from the floor and outrebounded the Streak 54-31.

For the (4-5) Streak Liz Silcott put up 29, but she needed 25 shots from the floor and 22 shots from the line to get there. She ended up 8 of 25 and 13 of 22, before she fouled out after 43 minutes on the floor. The only other players with double figures were Jeanie Loyd with 20 and Coco Daniels with 12.

Minnesota Fillies																		Team Game #
Name	No.	Min	FGM	FGA	3-M	3-A	FTM	FTA	OFR	DFR	Tot Rb	Ast	PF	St	TO	BS	Pts	Eff Rat
Burdick, Randi	25	13	0	2			0	0	0	0	0	1	3	0	3	0	0	-0.077
DeBoer, Kathy	21	35	5	8			1	3	5	6	11	2	4	3	4	0	11	0.714
DeLorme, Scooter	32	35	6	13			4	5	0	2	2	4	4	0	2	0	16	0.686
Hawkins, Kathy	13	Name not in Newspaper																
Jamison, Karen	15	Name not in Newspaper																
Keeley, Marguerite	45	12	2	4			2	2	2	2	4	0	2	0	0	0	6	0.833
Kocurek, Marie	42	22	4	10			4	4	1	5	6	3	5	2	0	0	12	1.182
Montgomery, Pat	53	37	5	10			2	5	0	8	8	2	6	1	2	0	12	0.622
Owens, Katrina	33	30	8	11			3	6	6	10	16	1	2	0	1	1	19	1.200
Timperman, Janet	12	20	6	10			0	1	1	1	2	2	2	1	2	1	12	0.850
Wahl-Bye, Sue	24	3	0	0			0	0	0	0	0	0	2	0	0	0	0	0.000
Wilson, Donna	11	33	9	13			0	0	2	3	5	2	4	2	3	0	18	0.788
Totals		227	45	79	0	0	16	26	17	37	54	16	31	9	14	2	106	0.824
			FG%	57.0%			FT%	61.5%		Team Rebs	7							

St. Louis Streak																		Team Game #
Name	No.	Min	FGM	FGA	3-M	3-A	FTM	FTA	OFR	DFR	Tot Rb	Ast	PF	St	TO	BS	Pts	Eff Rat
Almond, Carol	5	8	0	0			0	0	1	2	3	0	0	0	0	0	0	0.375
Chavers, Tonyus	6	36	3	7			2	4	4	8	12	0	4	3	1	1	8	0.611
Daniels, Coco	1	30	5	11			2	2	1	2	3	3	0	0	5	0	12	0.533
Griffey, Venita	11	30	3	5			0	0	3	1	4	0	2	0	3	1	6	0.233
Loyd, Jeanie	10	37	9	15			2	4	1	0	1	4	1	0	2	0	20	0.730
Martin, Gwen	25	DNP - Coach Decision																
Patterson, Sheila	33	7	1	2			2	3	2	1	3	0	1	0	0	0	4	1.000
Platte, Ann	23	14	1	4			2	2	2	1	3	0	0	1	0	0	4	0.571
Plice, Darla	20	31	3	6			1	3	0	1	1	0	6	0	0	1	7	0.258
Silcott, Liz	22	43	8	25			13	22	0	1	1	4	6	5	3	0	29	0.930
Washington, Debbie	31	4	0	0			0	0	0	0	0	0	1	0	0	0	0	0.000
Totals		240	33	75	0	0	24	40	14	17	31	11	21	9	14	3	90	0.575
			FG%	44.0%			FT%	60.0%		Team Rebs	12							

After the great performance by Owens the Minneapolis Star had a feature article that said she was a terror ... when she was motivated. In Owens' own words she said that some days she can go in and dominate and others days she goes in and gives the other team a break.

Her playing time had been limited by Coach Kunze because he said she lacked mental intensity. She wasn't always ready to play. When Kunze made this public statement Owens made she she would prove him wrong. And in this game, she did.

Yet the WBL was not fulfilling Katrina's expectations.

"The games aren't the way I imagined," she said. "I thought the players would be better. Oh, they're real good, but I expected more." "Sometimes the games aren't as exciting as I had hoped. And the crowds are disappointing."

Before the next game the Fillies waived two players. One was Karen Jamison, who appeared in four games for 38 minutes and scored two points. The other player was Cindy Lundberg, who had been on injured reserve most of the year and did not appear in a game for the Fillies in the second season. She was not claimed by anyone, so her WBL career concluded with the 1978-79 Minnesota Fillies.

The Fillies had only two more games in this killer part of their schedule as they had to take a quick flight down to New Orleans. They were finally meeting the last of the expansion teams, as they arrived at Tulane University. The Monday December 17th game was originally scheduled for Alexandria, La., when the New Orleans Pride wanted to play a few regional games, but that didn't work out.

The (5-5) Pride were in the midst of a three-game winning streak after a 2-5 start. The Pride were also being coached by an ex-NBA coach, Butch vanBreda Kolff. Butch was known as a gruff and abrasive personality, so the idea of him working with women was considered risky and almost comical. But he left his job at the University of New Orleans to try something new.

On Monday December 17th the Pride & Fillies met at the 4,100 seat arena on the campus of Tulane University. While the crowd of 957 was similar to the Fillies' attendance, there was a big atmospheric difference with a 4,100 seat arena compared to a 15,500 seat one.

One thing the Fillies were good at in back-to-back games was jumping out to a quick lead. In this case it was 33-20 after one quarter, based on 14 of 20 (70%) from the field. They then duplicated that with a 13 of 16 (81%) 32-20 2nd quarter and a comfortable 65-40 lead.

You can imagine Pride Coach vanBreda Kolff was not happy when he informed his team that the Fillies had shot 75% in the first half. So, New Orleans came out and through the first 6:37 they outscored Minnesota 21-8, to make the score 73-61. The teams played evenly for the next three minutes and then the Pride got within 76-68. But then at the 3:06 mark the Pride went cold and couldn't score a point. So, the Fillies added nine more points to take an 85-68 into the 4th quarter.

The Fillies had trouble handling the Pride's pressure defense in the third quarter, so there was no guarantee of a victory, even with a 17-point lead. Very quickly the Pride crawled back with a 6-2 run and at 9:31 it was 87-74. The Fillies built their lead back to 103-84, when the Pride went on a 10-0 spurt in a span of 2:28 to cut the lead to 103-94 at the 4:08 mark. A Kathy DeBoer jumper made it 105-94, then the Pride put together two Queen Brumfield layups and a rebound put back by Katrina Anderson to cut the lead to 105-100 with under a minute to go.

Two Scooter DeLorme free throws with :30 left gave the Fillies a 107-100 lead, and a final Sybil Blalock basket made the final score 107-102. The Fillies' ninth victory in a row made them 10-1 for the season. The Pride dropped back to 5-6.

After the game vanBreda Kolff admitted, "That No. 42 (Kocurek) is tough. She's real tough inside. She was All-League last year and showed you why tonight."

Kocurek had 22 points, before she fouled out for the 5th time this season. Patty Montgomery also had 22, while DeLorme had 17. The Fillies shot 57.6% from the field, while being led by Augusta Forest's 21 and 18 each from Paula Dean and Queen Brumfield.

Minnesota Fillies																	Team Ge
Name	No.	Min	FGM	FGA	3-M	3-A	FTM	FTA	OFR	DFR	Tot Rb	Ast	PF	St	TO	BS	Pts
Burdick, Randi	25		0				0	0			0						0
DeBoer, Kathy	21		2				2	3			0		6				6
DeLorme, Scooter	32		6				5	6			0						17
Hawkins, Kathy	13	Name not in Newspaper															
Keeley, Marguerite	45		2				3	4			0						7
Kocurek, Marie	42		8				6	7			0		6				22
Mason, Debbie	13	Name not in Newspaper															
Montgomery, Pat	53		9				4	4			0						22
Owens, Katrina	33		3				1	1			0						7
Timperman, Janet	12		3				6	10			0						12
Wahl-Bye, Sue	24	Name not in Newspaper															
Wilson, Donna	11		5				4	5			0						14
Adjustment		240		66						40	40						
Totals		240	38	66	0	0	31	40	0	40	40	0	12	0	0	0	107
			FG%	57.6%			FT%	77.5%		Team Rebs							
Special Notes:																	
Technical: Coach Kunze, Minnesota Zone defense Team shot 14-20 (1st Q) & 13-16 (2nd Q)																	
Kocurek - Player of the Week (last 4 games 87 pts 34 rbs)																	

New Orleans Pride																	Team Ge
Name	No.	Min	FGM	FGA	3-M	3-A	FTM	FTA	OFR	DFR	Tot Rb	Ast	PF	St	TO	BS	Pts
Anderson, Katrina	22		1				1	2			0						3
Ard, Wanda	15		5				2	4			0						12
Blalock, Sybil	10		4				0	0			0						8
Bloom, Coretta	12		3				2	2			0						8
Brumfield, Queen	32		5				8	13			0						18
Dean, Paula	30		6				6	6			0						18
Duckworth, Tesa	24		1				0	0			0						2
Forest, Augusta	31		9				3	3			0						21
Smallwood, Sandra	34		2				0	2			0						4
Swilley, Kathy	5	Name not in Newspaper															
Williams, Cindy	11		3				2	2			0						8
Adjustment		240		93						46	46						
Totals		240	39	93	0	0	24	34	0	46	46	0	0	0	0	0	102
			FG%	41.9%			FT%	70.6%		Team Rebs							

The next day, December 18th, it was announced that Marie Kocurek had been voted the WBL Player of the Week for her previous efforts that included 87 points and 34 rebounds.

On December 19th the Fillies signed Gerry Booker, the former Does' All-Star that they claimed on waivers back on December 7th. Financial terms of agreement were never disclosed, but the player who averaged 13 points and 13 rebounds last year was ready to play.

The last game before the Christmas break was going to be on the 19th in St. Louis. The (10-1) Fillies would face the (4-5) Streak, who hadn't played since their last game. So, for St. Louis this was a chance for revenge especially for Liz Silcott. Even though she was averaging 35.4 what rang in her head was a taunt she heard by a Fillies player that the Fillies would win by 30 or 40 in this rematch.

"They were so cocky after the last game, I set a personal goal to win this one. It was a grudge match, Silcott said. "I didn't feel good before the last game (during which she scored 29 points) I wanted to make up for it this time. I felt good tonight."

The Wednesday crowd of 510 came to Kiel Auditorium after finishing their Christmas shopping and needing some place to hang out.

The loyal Streak supporters saw the Streak take a 25-19 first quarter lead, which increased to 47-35 at the half. This 12-point difference was the Fillies largest half-time deficit of the year.

In the third quarter the Fillies put together a 33-24 blitz and were back in the game at 71-68.

The two teams fought until the Streak held a 91-90 lead and

With 34 seconds remaining in Wednesday night's Women's Basketball League game at Kiel Auditorium and the St. Louis Streak leading the Minnesota Fillies by one point, Silcott took an inbounds pass at half court and began to dribble out the clock. Manipulating the ball with the glib precision of a Marques Haynes, the former Harlem Globetrotter, Silcott slipped between and maneuvered around the Fillies. Four hounds furiously chased Silcott for 20 seconds before the magic ended when The Whiz passed to Streak forward Venita Griffey, who was standing alone under the basket. The two points insured the Streak's 93-90 victory.

After the game Silcott responded to her 50-point, five rebound, four assist, and five steal performance by saying, "They were so cocky in the last game, I really enjoyed dribbling out the end of the game."

Silcott's 50 points came on 20 of 39 from the field and 10 of 14 from the line. It was also three points shy of the WBL record of 53 established by Molly Bolin last season. The St. Louis newspaper acknowledged Liz's 50 with the nine other times a St. Louis player had reached 50. (Bob Pettit-7 times, Marvin Barnes, Cliff Hagen & Liz Silcott - 1 each)

The losing Fillies, who were now 10-2, were led by Marie Kocurek's 20, Patty Montgomery's 18, and 17 each from Donna Wilson and Scooter DeLorme. Donna Wilson also handed out eight assists.

Venita Griffey's basket at the end made her the only other player with double digits - 10. Unfortunately, there were very incomplete stats or write-ups for such an exciting game.

Minnesota Fillies																	Team Ge		
Name	No.	Min	FGM	FGA	3-M	3-A	FTM	FTA	OFR	DFR	Tot Rb	Ast	PF	St	TO	BS	Pts		
Burdick, Randi	6	Name not in Newspaper																	
DeBoer, Kathy	21											0						8	
DeLorme, Scooter	32											0						17	
Hawkins, Kathy	13	Name not in Newspaper																	
Keeley, Marguerite	45											0						1	
Kocurek, Marie	42											0						20	
Mason, Debbie	13	Name not in Newspaper																	
Montgomery, Pat	53											0						18	
Owens, Katrina	33											0						2	
Timperman, Janet	12											0						7	
Wahl-Bye, Susan	24	Name not in Newspaper																	
Wilson, Donna	11											0	8						17
Adjustment		240	33				24						21						
Totals		240	33	0	0	0	24	0	0	0	0	8	21	0	0	0	90		
			FG%	#####			FT%	#DIV/0!	Team Rebs										

St. Louis Streak																	Team Ge
Name	No.	Min	FGM	FGA	3-M	3-A	FTM	FTA	OFR	DFR	Tot Rb	Ast	PF	St	TO	BS	Pts
Chavers, Tonyus	6									8	8						8
Daniels, Coco	1										0						6
Griffey, Venita	11										0						10
Loyd, Jeanie	10										0						6
Patterson, Sheila	33										0						5
Platte, Ann	23										0						0
Plice, Darla	20										0						8
Silcott, Liz	22		20	39			10	14		5	5	4		5			50
Tomich, Vonnie	5	Name not in Newspaper															
Washington, Debbie	31										0						0
Adjustment		240	17				9						29				
Totals		240	37	39	0	0	19	14	0	13	13	4	29	5	0	0	93
			FG%	#####			FT%	135.7%		Team Rebs							

The Fillies' players didn't have another game until Thursday December 27 at the Met. Sports Center. But that didn't mean the coach and the front office weren't working overtime.

While the Minnesota team was enjoying their winning streak, two teams, the Philadelphia Fox and the Washington Metros were doing their best to keep their franchises functioning. On the 1st of December the league took over both franchises, because of a lack of financial commitment. Which meant they had no owners. By the 20th the WBL Board decided it was wiser to play the rest of the season with 12 healthy teams. So, a conference call was set-up with the other teams to disperse the players from the Fox and Metros.

The Dispersal Draft would consist of two rounds, and the order would be based on a team's record on December 21st. The Fillies had the best record in the league on that date, so they selected 12th. The Fillies continued their grab for big people as they selected 6'1" Accronetta Cooper from the Washington Metros. She was a former Fillies reserve who played 18 games with the team in 1978-79, so coming back to Minnesota was not going to be unfamiliar to her. While with the Metros she got into 9 of the team's 10 games, and scored 19 points. Her 2.11 ppg was about the same as her 2.39 ppg with the Fillies.

In the second round of the draft seven teams passed, but the Fillies did choose Chrissy McGoldrick-Zabel off of the Philadelphia Fox. Chrissy was playing 24 minutes a game and averaging 8.3 points and 4.7 rebounds. But as an alumnus of St. Joseph of Philadelphia and wanting to pursue her desire to go to medical school, she stayed in Philadelphia. A 2022 article noted Dr. Zabel was a family physician with her own practice.

With a roster that was limited to just 12 players there needed to be some adjustments. Guard Debbie Mason who had been traded for on the 16th was ready to report. Gerry Booker finally signed and Accronetta Cooper's Dispersal Draft selection meant player movement was necessary. But was this a wise idea when the team was 10-2, cohesive, and working well?



Was it possible?
Was this all it took?

From December 19 to December 26 there was no advertising that I could discover for the Fillies next game. Then this appeared on game day – December 27th.

Inspiring?

Does it make you want to change your plans and get out in the cold for a Minnesota Fillies game?

Well somehow 4,917 raucous fans came out on a Thursday to watch the (10-2) Fillies absolutely destroy the (6-6) Chicago Hustle. This game was being telecast by superstation WGN back to Chicago. It would be the only away game telecast to Hustle Nation. It was also the first game back for Janie Fincher after her exile to Washington for about a month.

Minnesota scored a modest 22 points in the first quarter and the Hustle responded with a pathetic 13 points. We could only hope the 4,000+ fans weren't there for an offensive explosion. The two teams played evenly in the 2nd quarter and the Fillies took a 47-37 lead into the locker room.

Minnesota came out hot in the 3rd quarter with a 30-18 effort for a 77-55 lead. The next quarter would determine if the pride of the Hustle could cut the lead and make it a respectable game or to see if the Fillies owned a killer instinct.

The Fillies put on another quarter with a double-digit difference, 28-16 for a final score of 105-71. Historically this was the lowest Hustle point total since they scored 79 on a blizzard day in Iowa on January 13, 1979.

The 4,917 fans, the largest crowd in Fillies history, and the 10th largest in WBL history, all went home cold (15 degrees) and happy. The equally happy Fillies were led by Patty Montgomery's 26 points and nine rebounds. Marie Kocurek had 19 points, 12 rebounds, and only three personals. Gerry Booker made her Minnesota debut with seven points and 12 rebounds in 18 minutes. Debbie Mason's name did not appear in the box score. Also, Katrina Owens was AWOL, as she hadn't returned from her Christmas trip home to Roseboro, N.C.

As a team almost everyone on Chicago played poorly. Debby Waddy-Rossow led the team with 16, but it was on 5 of 15 shooting. And supposedly there were only six assists, by the whole team. The Hustle were also outrebounded 65-39.

Minnesota Fillies																		Team Game #
Name	No.	Min	FGM	FGA	3-M	3-A	FTM	FTA	OFR	DFR	Tot Rb	Ast	PF	St	TO	BS	Pts	Eff Rat
Booker, Gerry	55	18	3	8			1	5	7	5	12	1	5	0	2	1	7	1.056
Burdick, Randi	6	Name Not in Newspapers																
DeBoer, Kathy	21	23	5	12			0	0	2	3	5	4	2	1	4	1	10	0.870
DeLorme, Scooter	32	34	2	6			4	10	3	5	8	6	1	3	2	0	8	0.853
Hawkins, Kathy	13	19	4	5			5	6	2	1	3	1	2	4	2	1	13	1.053
Keeley, Marguerite	45	14	2	7			1	1	0	4	4	0	4	0	1	1	5	0.571
Kocurek, Marie	42	32	7	15			5	6	5	7	12	2	3	2	2	1	19	1.094
Montgomery, Pat	53	33	9	16			8	8	3	6	9	0	5	1	1	0	26	1.061
Owens, Katrina	33	AWOL - Home in North Carolina																
Timperman, Janet	12	20	0	1			0	0	1	4	5	0	3	1	3	0	0	0.150
Wahl-Bye, Susan	24	10	1	4			3	4	0	1	1	0	0	0	2	0	5	0.400
Wilson, Donna	11	37	5	14			2	2	1	5	6	6	2	3	3	1	12	0.811
Totals		240	38	88	0	0	29	42	24	41	65	20	27	15	22	6	105	0.846
			FG%	43.2%			FT%	69.0%		Team Rebs	23							

Chicago Hustle																		Team Game #
Name	No.	Min	FGM	FGA	3-M	3-A	FTM	FTA	OFR	DFR	Tot Rb	Ast	PF	St	TO	BS	Pts	Eff Rat
Caldwell, Breena	30	18	2	8	0	1	2	2	0	0	0	0	1	0	3	1	6	0.167
Digitale, Sue	21	29	4	6			0	0	1	5	6	1	3	1	1	0	8	0.552
Easterling, Rita	15	27	1	7			2	2	1	1	2	3	2	2	5	1	4	0.333
Fincher, Janie	10	9	0	3			0	0	2	1	3	1	3	0	2	0	0	0.333
Galloway, Liz	31	20	3	7			2	2	0	1	1	0	1	3	1	0	8	0.550
Hileman, Vicki	22	20	1	2			2	4	2	3	5	0	3	0	2	0	4	0.350
Rajcula, Jody	24	18	3	5			6	12	2	1	3	0	3	0	1	0	12	0.778
Sharps, Denise	26	26	1	3			2	4	1	5	6	0	3	2	3	0	4	0.346
Stachon, Toni	14	9	1	3			0	0	1	0	1	0	0	1	2	0	2	0.222
Swindell, Retha	44	30	2	8			3	8	2	5	7	0	5	3	2	2	7	0.500
Thomas, Lisa	41	6	0	3			0	0	0	0	0	1	2	1	0	0	0	0.500
Waddy-Rossow, Debra	25	28	5	15			6	6	3	2	5	0	3	1	0	0	16	0.786
Totals		240	23	70	0	1	25	40	15	24	39	6	29	14	22	4	71	0.475
			FG%	32.9%			FT%	62.5%		Team Rebs	14							

Since the WBL lost two teams since December 15th, it was necessary to restructure the divisions. This meant the Streak moved from the Midwest to the East, while the Pride moved from the West to the East. The new standings as of December 31, 1979 were:

EASTERN

	W	L	Pct	GB
New York	10	2	.833	---
St. Louis	8	5	.615	2.5
New Jersey	6	7	.462	4.5
New Orleans	6	7	.462	4.5
Washington	3	7	.300	- Disbanded
Philadelphia	2	8	.200	- Disbanded

MIDWESTERN

	W	L	Pct	GB
Minnesota	11	2	.846	---
Iowa	9	3	.750	1.5
Chicago	8	7	.533	3.5
Milwaukee	3	13	.187	9.5

WESTERN

	W	L	Pct	GB
Houston	7	2	.777	.5
San Francisco	11	5	.687	---
Dallas	3	11	.214	7.0
California	2	10	.167	7.0

1979 ended with the WBL having had two franchises disband, and the exciting news of a franchise selling for a million dollars proving to be a lie, deception or hoax – take your pick.

But there was no better way to begin a new era, the 1980's, than with a meeting of the two best teams in the league. The (11-2 .846) Minnesota Fillies went to New York to take on the (10-2 .833) Stars at the Felt Forum in Madison Square Garden.

This was probably the winningest battle that the WBL had ever seen, based on how deep into the season they were. Previously this year there was a game between the 4-0 Cornets and the 6-0 Houston Angels, which the Cornets won. Now you had two teams combining for a 21-4 .840 winning percentage.

For the stat nerds – like me – let’s look at where these two teams stand.

<u>Points For Average</u>		<u>Points Against Average</u>		<u>Differential</u>	<u>Rank</u>
New York	108.75	Minnesota	86.00	New York	12.33 1
Iowa	106.33	Houston	86.00	Minnesota	11.08 2
Chicago	103.93	St. Louis	92.46	Iowa	10.33 3
San Francisco	98.06	San Francisco	92.88	Houston	8.33 4
New Orleans	98.00	New Orleans	93.69	San Francisco	5.19 5
Minnesota	97.08	Iowa	96.00	New Orleans	4.31 6
Dallas	96.86	Philadelphia	96.20	St. Louis	0.31 7
New Jersey	95.00	Washington	96.40	New Jersey	2.85 8
Houston	94.33	New York	96.42	Chicago	3.47 9
California	93.00	New Jersey	97.85	Washington	5.70 10
St. Louis	92.15	Milwaukee	99.06	Dallas	6.00 11
Washington	90.70	Dallas	102.86	Milwaukee	8.69 12
Milwaukee	90.38	California	103.50	California	10.50 13
Philadelphia	83.10	Chicago	107.40	Philadelphia	13.10 14

January 1st, 1980 – the best offense against the best defense. What would happen?

A crowd of 574 in 3,100 seat Felt Forum seemed decent for this Tuesday January 1st. The offense won the 1st quarter as New York took a 31-25 lead. But the Minnesota defense picked up to hold the Stars to 22 as they put up 26 to only trail New York 53-51 at the half.

The home court aided the Stars as they took an 85-77 lead after three quarters. A 29-20 4th quarter gave the Stars an easy 114-97 victory and Minnesota’s 2nd loss in 3 games.

Marie Kocurek responded to the challenge as she came through with 33 points and 11 rebounds. Patty Montgomery had 23 points and Donna Wilson contributed 14.

An interesting note was that 6’5” Katrina Owens did not play one minute against one of the WBL’s leading forces, Althea Gwyn. Why? She wasn’t motivated enough to come back to her team after Christmas.

For the Stars, Althea Gwyn had 27 points on just 7 of 10 shooting with 11 rebounds. Pearl Moore was next with 20, while guard Janice Thomas had 17 points and 11 assists. With the win the Stars’ winning streak was now at eight straight.

Minnesota Fillies																		Team Game #
Name	No.	Min	FGM	FGA	3-M	3-A	FTM	FTA	OFR	DFR	Tot Rb	Ast	PF	St	TO	BS	Pts	Eff Rat
Booker, Gerry	55	7	0	2			0	0	1	1	2	1	2	0	1	0	0	0.429
Burdick, Randi	25	11	2	3			0	0	0	0	0	1	1	1	2	0	4	0.455
DeBoer, Kathy	21										0						8	
DeLorme, Scooter	32										0						8	
Hawkins, Kathy	13	19	0	3			0	0	1	2	3	4	1	2	3	1	0	0.526
Keeley, Marguerite	45	18	2	8			0	0	1	1	2	2	1	0	0	1	4	0.556
Kocurek, Marie	42	41	12	22			9	13	3	8	11	2	5	2	4	0	33	1.122
Montgomery, Pat	53										0						23	
Owens, Katrina	33	AWOL - Home in North Carolina																
Timperman, Janet	12										0						3	
Wahl-Bye, Susan	24	1	0	0			0	0	0	0	0	0	0	0	0	0	0	0.000
Wilson, Donna	11										0						14	
Adjustment		143								33	33		17					
Totals		240	16	38	0	0	9	13	6	45	51	10	27	5	10	2	97	0.679
			FG%	#####			FT%	69.2%		Team Rebs								

New York Stars																		Team Game #
Name	No.	Min	FGM	FGA	3-M	3-A	FTM	FTA	OFR	DFR	Tot Rb	Ast	PF	St	TO	BS	Pts	Eff Rat
Bender, Evelyn	35										0						4	
Craig, Denise	13										0						8	
Farrah, Sharon	11										0						15	
Gwyn, Althea	31	33	7	10			13	18	3	8	11	1	1	2	1	0	27	1.242
Marquis, Gail	6										0						2	
Moore, Pearl	12										0						20	
Sanborn, Kathy	32										0						0	
Smith, Karen	24										0						4	
Tatterson, Gail	33										0						11	
Thomas, Janice	10										0	11					17	
Young, Faye	22	11	2	3			0	0	0	0	0	2	1	0	1	0	4	0.636
Young, Kaye	20	15	1	5			0	0	1	2	3	1	1	0	0	1	2	0.467
Adjustment		181								32	32		21					
Totals		240	10	18	0	0	13	18	4	42	46	15	24	2	2	1	114	0.792
			FG%	#####			FT%	72.2%		Team Rebs								

Team support took on many forms. After the Fillies beat the Hustle, 105 to 71, the local papers articles the next day were almost nonexistent. It seemed a dozen or so fans called the paper to express their outrage. Several others wrote scathing letters to the paper as well. (The explanation by the paper was a broken electronic typesetting machine accidentally deleted the article submitted after it was fixed.) Yet the fact that people were outraged and the papers responded was a positive sign of acknowledgment of the Fillies by both units.

Before the next game the Fillies signed Sheila Collins, a 5'1" guard out of Rutgers. It should be noted that Debbie Mason was still somewhere around, but had not played yet for Fillies.

The Fillies' next road game wasn't until Saturday January 5th against the (6-8) New Jersey Gems. So, financially was it cheaper to stay in the highly expensive New York area for four days or fly home and then fly back for the next game? Beats Me!

In the very least the Fillies had the advantage of rest, because the Gems had an overnight flight from New Orleans to get back in time for their home game.

The only good news for the Gems might have been they were blown out 126-96 in New Orleans, so their starters were probably rested.

The Saturday January 5th game at the Dunn Sports Complex drew a crowd of 1,428 as Minnesota took a slight 23-21 lead. They held on to keep the lead at 45-44 at the half. The Gems took the lead at 73-67, but after Ann Meyers fouled out with 6:44 left the Fillies knew it was their time to take over.

But with three minutes remaining the Gems held a 99-90 lead. Over the next two minutes Patty Montgomery scored seven of the Fillies 10 points to take a 100-99 lead. Donna Geils then broke the Gems' scoreless drought with four free throws and a 103-100 lead. Minnesota's Janet Timperman got the benefit of the doubt as she knocked over Pam Browning on a drive to the basket and made the subsequent free throw for a 103-103 tie with :33 left.

Then in the last four seconds somebody on Minnesota was fouled and had two free throws. The Newark Star Ledger said it was Janet Timperman, the Minneapolis Star Tribune said it was Kathy Hawkins – either way both shots were missed and the game went to overtime tied at 103.

The Gems came through 11-6 for a 114-109 victory.

For the Fillies who were experiencing their first losing streak of the year – at two – were led by Patty Montgomery's 20 and Marie Kocurek's 19, before she fouled out. But she wasn't the only one who were hit with six fouls as starters Scooter DeLorme and Kathy DeBoer also fouled out.

The 40 to 27 personal foul difference against the Fillies may have played a role in the overtime loss. Unfortunately, we have no record of how many free throws were awarded to each team.

New Jersey was led by Ann Meyers who had 34 points, and tied a league record with nine steals before she also fouled out. Donna Geils came through with 24 points.

Minnesota Fillies																	Team G
Name	No.	Min	FGM	FGA	3-M	3-A	FTM	FTA	OFR	DFR	Tot Rb	Ast	PF	St	TO	BS	Pts
Booker, Gerry	55	7	1	2			1	2	0	2	2	1	0	0	1	0	3
Burdick, Randi	25	Name not in Newspaper															
DeBoer, Kathy	21										0		6				8
DeLorme, Scooter	32										0		6				10
Hawkins, Kathy	13	16	0	0			0	2	1	0	1	0	4	1	1	0	0
Keeley, Marguerite	45										0						14
Kocurek, Marie	42										0		6				19
Montgomery, Pat	53										0						20
Owens, Katrina	33	AWOL - Home in North Carolina															
Timperman, Janet	12										0						8
Wahl-Bye, Susan	24	32	4	10			1	2	0	2	2	0	1	1	0	0	9
Wilson, Donna	11										0						17
Adjustment		210											17				1
Totals		265	5	12	0	0	2	6	1	4	5	1	40	2	2	0	109
			FG%	#####			FT%	33.3%		Team Rebs							

New Jersey Gems																	Team G
Name	No.	Min	FGM	FGA	3-M	3-A	FTM	FTA	OFR	DFR	Tot Rb	Ast	PF	St	TO	BS	Pts
Browning, Pam	22										0						12
Burdick, Denise	35										0						14
Comerie, Debra	34										0						9
Geils, Donna	4										0						24
Hastings, Martha	24	Name not in Newspaper															
Meyers, Ann	14		9				16	19			0		6	9			34
Simms, Donna	17										0						6
Szeremeta, Wanda	23										0						9
Van Ness, Joan	21										0						6
Adjustment		265											21				
Totals		265	9	0	0	0	16	19	0	0	0	0	27	9	0	0	114
			FG%	#####			FT%	84.2%		Team Rebs							

Newspaper articles and support were always a desired need for a team's success. But when the West Central Tribune of Willmar, Minnesota, a town 93 miles west of Minneapolis, does large feature articles it was hard to determine if it translated into tickets and support.

Either way, the West Central Tribune introduced Marie Kocurek as "Minnesota's First All-Pro Lady." With the team fighting for first place, the writer asked Marie if she was afraid of the "Minnesota Syndrome." Marie reluctantly learned that when a Minnesota team gets to the finals - they lose. It happened to the Twins and Kicks once each and the Vikings four times. When the discussion about attendance arose Marie said:



Marie Kocurek (with Chevrolet tee-shirt) and other Minnesota Fillies waited their turns in a full-court drill at Augsburg College Tuesday. Left to right are Donna Wilson, Kocurek, Sheila Collins, Marguerite Keeley, and the only native Minnesotan on the squad, St. Cloud's Susan Wahl-Bye.

The Fillies low attendance has bothered the players a little, Kocurek conceded. "For our first game, we were anticipating three or four thousand, maybe five," she recounted, "and we came out and played before 900. It was a let-down. We worked for two months to get prepared . . . We know that if we don't have fans in the stands, the league can't survive, and it hurts to see the stands empty."


The rest of the article had to do with Marie's upbringing in Corpus Christi, Texas, success at Wayland Baptist College, and her desire to get away from basketball after college, but later changing her mind.

Minnesota had a week off to get their roster settled before they travelled to Des Moines to take on the (12-4) Iowa Cornets on Sunday January 13th. The Fillies who were now 11-4 trailed Iowa by a half game in an exciting race for first place. As for Katrina Owens, she finally returned with an expected fine and apology to her teammates.

One of their first roster moves was on January 6th when they waived Gerry Booker. Next, on the 11th they waived Kathy Hawkins, and then on the 13th they waived Randi Burdick. This opened up spots for both Mason and Collins - both East Coast products.

The Iowa game was being telecast statewide over WOI, and the Fillies were hoping for the same result they had when the Hustle were telecast their game. They especially wanted that because owner Gordon Nevers had convinced Minneapolis station KMSP-TV Ch. 9, to also telecast the game. In fact, he had to find all the sponsors for the 22 commercial spots available. The newspapers had several articles about the significance of this telecast.

A crowd of 4,418 (15th highest in WBL history) came out to the Veterans Memorial Auditorium to watch the Cornets take a small 24-23 lead. This was because Molly Bolin, who was the centerpiece of the Cornets offense came through with 12 points. In the 2nd quarter Iowa applied defensive pressure and held the Fillies to 16, while scoring 28 for a 52-39 half time lead. Bolin added another 11 to give her 23 of the team's 52 points.



BOLIN THEM OVER — Molly Bolin creates into a Minnesota Fillie in scoring the more of her record-breaking 21 points in Sunday's 1982 victory at Veterans Memorial Auditorium. Bolin broke her own Women's Basketball League mark of 11, set March 17, 1979, against the same Minnesota team.

Minnesota fell further behind, 80-59, as their 20 points were the same as Molly's 20. After three quarters Bolin had 43 and with 5:48, and the Cornets leading 97-78, Coach Kirk took her out of the game. Kirk didn't care about records, he was upset she wasn't running the offense. But with 4:20 he put Bolin back in, because the offense needed her ball handling. She quickly made a basket and two free throws to get to 52. After missing a lay-up and losing the ball out of bounds she bagged a 15-footer to establish the new WBL record.



The 34-29 4th quarter for the Fillies made sure this wasn't an embarrassing blow out. But either way the Cornets solidified their Midwest lead with a 109-93 victory.

Donna Wilson led the way with 22 points, while Debbie Mason's debut had her as the 2nd leading scorer with 14. Yet it was the defense against Kocurek (12) and Montgomery (9) that held the Fillies back.

As for Molly Bolin, she made 22 of 35 and 10 of 11 for her 54 points. Doris Draving was also having a monster game with 22 points and 17 rebounds before she injured her eye with 3:07 left in the 3rd quarter. Yet the injury didn't stop her from playing 44 minutes.

Yet to Coach Kunze it was Anita Green's ability to penetrate and find the right player that made the difference in this game. It was important to stay in control and that was why Green played 45 minutes and handed out 11 assists.

Minnesota Fillies																	Team Ge
Name	No.	Min	FGM	FGA	3-M	3-A	FTM	FTA	OFR	DFR	Tot Rb	Ast	PF	St	TO	BS	Pts
Collins, Sheila			0				1	2			0						1
DeBoer, Kathy	21		5				1	2			0						11
DeLorme, Scooter	32		1				0	0			0						2
Keeley, Marguerite	45		4				0	0			0						8
Kocurek, Marie	42		5				2	3			0						12
Mason, Debbie	13		4				6	9			0						14
Montgomery, Pat	53		4				1	2			0						9
Owens, Katrina	33		0				0	0			0						0
Timperman, Janet	12		4				3	4			0						11
Wahl-Bye, Susan	24		1				1	2			0						3
Wilson, Donna	11		11				0	1			0						22
Adjustment		240								47	47		30		21		
Totals		240	39	0	0	0	15	25	0	47	47	0	30	0	21	0	93
			FG%	#####			FT%	60.0%		Team Rebs							


Iowa Cornets																	Team Ge
Name	No.	Min	FGM	FGA	3-M	3-A	FTM	FTA	OFR	DFR	Tot Rb	Ast	PF	St	TO	BS	Pts
Bolin, Molly	30		22	35			10	11			0						54
Crevier, Tanya	24		0				0	0			0						0
Davidson, Winsome	20	12	3				0	0			0						6
Draving, Doris	50	44	6	9			10	14		17	17						22
Eckroth, Mo	22		0				0	0			0						0
Green, Anita	12	45	4				2	4			0	11	5				10
Hodgson, Pat	34	46	2				1	4			0						5
Kunzmann, Connie	44		1				3	6			0						5
Penquite, Rhonda	32		2				3	6			0						7
Thomas, Debra K.	40		0				0	0			0						0
Tucker, Robin	10	Injured - sprained ankle in practice															
Wellen, Nancy	14	Injured - knee															
Adjustment		93		30						30	30		16		21		
Totals		240	40	74	0	0	29	45	0	47	47	11	21	0	21	0	109
			FG%	54.1%			FT%	64.4%		Team Rebs							

ANN MEYERS (NBA)
and New Jersey Gems
 vs.
FILLIES
 Mon. Jan. 14th 7:30 P.M.
MET CENTER

The Fillies returned home for a game the next day against the (9-9) New Jersey Gems. The Monday January 14th game at the Met. Sports Center was attended by 2,122. These might have been returnees from the 4,917 last game.


Minnesota had a slight lead at 20-18 with 3:30 left when they went on a 11-6 blitz and a 31-24 1st quarter lead.

The Fillies devised a new defensive strategy against Ann Meyers, who had 34 against them in the last game and was the 5th leading WBL scorer with a 24.1 ppg average. By funneling her to the middle they hoped to get her into foul trouble or force her to take outside shots eventually.



Ann Meyers, the New Jersey Gems' star forward who is averaging 24.1 points per game, can play defense, too. She did her best to stop the Minnesota Fillies from getting the ball to all-pro center Marie Kocurek (42).

The Fillies' lead became 52-47 at the half. The third quarter allowed the Fillies to increase their lead to 75-66. This lead increased to 12 points on several occasions, but no matter how hard Meyers worked, her teammates couldn't add to her efforts. In the end the Fillies broke their three-game losing streak with a 98-95 victory.



Ann Meyers of Gems guarded Fillies' Kathy DeBoer

The Fillies had a balanced team effort with Patty Montgomery and Marie Kocurek each scoring 21, while Donna Wilson had 20. The team came through despite being outshot from the free throw

line 45 to 24. The Gems were paced by Ann Meyers (that's a pun, because she tried out for the Pacers) with 25 points and Donna Geils' 23 points. Also scoring in double digits was Donna Simms with 15.

Minnesota Fillies																	Team Ge	
Name	No.	Min	FGM	FGA	3-M	3-A	FTM	FTA	OFR	DFR	Tot Rb	Ast	PF	St	TO	BS	Pts	
Collins, Sheila	Name not in Newspaper																	
DeBoer, Kathy	21		1				0				0		6				2	
DeLorme, Scooter	32		4				4				0						12	
Keeley, Marguerite	45		1				4				0						6	
Kocurek, Marie	42		10				1				0						21	
Mason, Debbie	13	17	1	6			0	0	2	0	2	0	2	0	1	2	2	
Montgomery, Pat	53		8				5				0		6				21	
Owens, Katrina	33		2				1				0						5	
Timperman, Janet	12		4				1				0		4				9	
Wahl-Bye, Susan	Name not in Newspaper																	
Wilson, Donna	11		10				0				0						20	
Adjustment		240		88				24					14					
Totals		257	41	94	0	0	16	24	2	0	2	0	32	0	1	2	98	
			FG%	43.6%			FT%	66.7%	Team Rebs									

New Jersey Gems																	Team Ge	
Name	No.	Min	FGM	FGA	3-M	3-A	FTM	FTA	OFR	DFR	Tot Rb	Ast	PF	St	TO	BS	Pts	
Arturi, Lynn	20		1				0				0						2	
Browning, Pam	22		0				2				0						2	
Burdick, Denise	35		0				0				0						0	
Comerie, Debra	34		4				5				0						13	
Geils, Donna	4		7				9				0		6				23	
Hastings, Martha	24	Name not in Newspaper																
Meyers, Ann	14		7	17			11	15			0						25	
Simms, Donna	19		5				5				0						15	
Szeremeta, Wanda	23		3				1				0						7	
Van Ness, Joan	21		3				2				0						8	
Adjustment		240		53				30					16					
Totals		240	30	70	0	0	35	45	0	0	0	0	22	0	0	0	95	
			FG%	42.9%			FT%	77.8%	Team Rebs									



Staff Photo by Richard Olesius
Some of the fans at Monday night's Minnesota Fillies game. The official attendance was 2,122 spectators, sprinkled among empty seats.

As of January 14th, the Fillies, at 12-5, were just one game behind the 13-4 Iowa Cornets for first place.

Ironically, even though there was a decent crowd of 2,122, the Minneapolis Tribune did a feature article on attendance at Fillies games. But it wasn't a put-down and in fact it was placed in the Opinion Section of the paper. It was a question that ALL the WBL owners were asking themselves:

"Where are The Female Fans?"

A note to women who might not read the sports pages.

We have a Women's Professional Basketball team here. They're called the Minnesota Fillies. They're exciting and they're good.

I went to see them Monday night and had a great time.

There was only one thing missing: you women.

Now, I've read and heard a lot about how women in sports don't get any attention. I mean, women complain that sports writers are too busy analyzing unimportant things like the Minnesota Vikings and Twins and North Stars

But I've got a great idea how they'll pay attention to the Fillies. You women go out and see your own gender play a sport very well. And drag along your men friends or husbands and children. Particularly your daughters.

The writer went on to talk about the skills of players like Ann Meyers, who was invited to try out for the Indiana Pacers, but was like a tulip among redwoods. Yet against people her own size Ann made it a very competitive game. Sarah Pileggi, a writer with Sports Illustrated was in town, because "Minnesota has the poorest reputation in the Women's Pro Basketball League for (women) supporting their team."

In order to attract fans the Fillies tried something new. They gave away 500 albums to the incoming fans. The albums were probably not Disco, based on the riots that occurred during a baseball promotion called Disco Demolition Night last July in Chicago. But that kind of publicity might have helped.

Before the next game there was also going to be a celebrity game of basketball with former Vikings and former Fillies. Since the Vikings have been around since 1960, there were many former Vikings to choose from. As for former Fillies, they had 22 different players wear the Fillies Yellow and Blue last year.

On Thursday January 17th, the (9-9) New Orleans Pride came into town. The previous decent crowd was cut in half to 1,017 as they saw the Fillies take a 24-18 lead. This grew to 44-40, because the Fillies held Augusta Forest to just two points.

The Fillies came out strong and put on a 29-16 3rd quarter for a 73-56 lead. Yet even though the lead reached 23, the Fillies were struggling to stay ahead as the Pride got within 94-87 with 1:15 remaining. In the end the Fillies triumphed, 100-93.

The (13-5) Fillies reached what should have been the original halfway point, but with the elimination of the Philadelphia & Washington franchises the schedule had to be adjusted.

Therefore, the number of games that every team in the league played was unequal and, in some cases, unknown. Teams literally had to take it one game at a time.

Patty Montgomery led the team with 25 points before she fouled out, and Marie Kocurek had 24 before she fouled out. Donna Wilson quietly scored 21 to cement the victory. The Pride's leader, Augusta Forest came through with 21 second half points to lead the team with 23. Sybil Blalock came through with 15 points, seven assists, and three steals.

Minnesota Fillies																	Team Ge	
Name	No.	Min	FGM	FGA	3-M	3-A	FTM	FTA	OFR	DFR	Tot Rb	Ast	PF	St	TO	BS	Pts	
Collins, Sheila											0						0	
DeBoer, Kathy	21	Name not in Newspaper																
DeLorme, Scooter	32										0						11	
Keeley, Marguerite	45										0						2	
Kocurek, Marie	42										0		6				24	
Mason, Debbie	13										0						0	
Montgomery, Pat	53										0		6				25	
Owens, Katrina	33										0						15	
Timperman, Janet	12										0						2	
Wahl-Bye, Susan	24	Name not in Newspaper																
Wilson, Donna	11										0						21	
Adjustment		240									48	48		13				
Totals		240	0	0	0	0	0	0	0	0	48	48	0	25	0	0	0	100
			FG%	#####			FT%	#DIV/0!		Team Rebs								

New Orleans Pride																	Team Ge	
Name	No.	Min	FGM	FGA	3-M	3-A	FTM	FTA	OFR	DFR	Tot Rb	Ast	PF	St	TO	BS	Pts	
Anderson, Katrina	22										0						4	
Ard, Wanda	15										0						6	
Blalock, Sybil	10										0	7		3			15	
Bloom, Coretta	12										0						4	
Brumfield, Queen	32	Name not in Newspaper																
Dean, Paula	30										0						10	
Duckworth, Tesa	24	Name not in Newspaper																
Forest, Augusta	31										0						23	
Hardy, Bertha	33										0						17	
Smallwood, Sandra	34										0						12	
Swilley, Kathy	5	Name not in Newspaper																
Williams, Cindy	11										0						2	
Adjustment		240									24	24		23				
Totals		240	0	0	0	0	0	0	0	0	24	24	7	23	3	0	0	93
			FG%	#####			FT%	#DIV/0!		Team Rebs								

Before the next game the Fillies ended their experiment with Sheila Collins as she was waived. She played two games for a total of 12 minutes and scored one point. She did pull down two rebounds and recorded an assist.

As noted earlier the Fillies players were expected by Gordon Nevers to be present and available for publicity when they weren't practicing. Yet, to show he also followed his own rules, Gordon Nevers participated in a Snowmobile-Bike 200 mile Marathon to raise money for the March of Dimes. Mr. Nevers, along with former pro football players, radio personalities and boxers, were highlighted as celebrities.



Soccer

North American Soccer League
Indoor Season

	Eastern Division		Pct.	GB
	W	L		
Atlanta	6	2	.750	—
Tampa Bay	6	2	.750	—
Detroit	3	4	.428	2½
Ft. Lauder	3	6	.333	3½
New England	2	6	.250	4
Western Division				
FILLIES	6	2	.750	—
Memphis	6	2	.750	—
California	3	5	.375	3
Tulsa	2	4	.333	3
Los Angeles	2	6	.250	4

The ability and diversity of the Fillies made them a successful component of the North American Soccer League Indoor Season as they were mistakenly listed, instead of the Kicks.

That same day, January 22nd, the WBL headquarters in New York City named the participants in the upcoming All-Star game on the 30th. Marie Kocurek and Patty Montgomery would be nominated to represent the Fillies for the West squad.

FILLIES

vs. Milwaukee

TONITE 7:30

MET CENTER

SUN. JAN. 27 2 PM.

vs. IOWA

\$6 \$4.50 \$3

These small newspaper ads were beginning to appear on a more regular basis. Did it make an impact? The info available is still so sporadic it could never be measured properly.

It would be another week before the Fillies had another game. The Thursday January 24th contest between the (13-5) Fillies and the (5-16) Milwaukee Does would set several WBL records.

Even though the Does had a great ex-NBA coach leading them, at this point last year the team was also 5-16. So, whether it was one qualified coach or three inexperienced coaches it was the

same old Milwaukee Does.

Another good crowd of 1,985 came out and saw the Does take a 24-22 lead which would turn out to be the most productive quarter of the night for both teams. The Fillies then put together a dominant 18-15 quarter to take a 40-39 half time lead. From here it only got worse!

In the third quarter the two teams combined for another 33 points as the Fillies took a commanding 59-53 lead into the 4th quarter. The fans watched as the Fillies scored nine points in 11:50 minutes, while the Does scored 15 to make the score, 68-68. Then with the thought of five more minutes of this dreadful game staring them in the face, the fans couldn't help but cheer as Donna Wilson hit a 17-footer to give the Fillies a 70-68 victory.

The two teams set the WBL record for the lowest combined score in WBL history. Marie Kocurek had 20 points before she fouled out for the 8th time this season. Donna Wilson's 12 and Kathy DeBoer's 10 were also double figure scorers.

The Does' were led by Charlene McWhorter's 20 points and eight rebounds before she fouled out. Denise Griffith had 16 points and Carolyn Gamble had 14 before she also fouled out.

Minnesota Fillies																	Team Ge
Name	No.	Min	FGM	FGA	3-M	3-A	FTM	FTA	OFR	DFR	Tot Rb	Ast	PF	St	TO	BS	Pts
DeBoer, Kathy	21		3				4	4			0						10
DeLorme, Scooter	32		3				2	2			0						8
Keeley, Marguerite	45	Name not in Newspaper															
Kocurek, Marie	42		9				2	2			0		6				20
Mason, Debbie	13	18	2	5			0	0	0	2	2	0	2	2	4	0	4
Montgomery, Pat	53		0				5	8			0						5
Owens, Katrina	33		4				0	2			0						8
Timperman, Janet	12		1				1	2			0						3
Wahl-Bye, Susan	24	Name not in Newspaper															
Wilson, Donna	11		4				4	4			0						12
Adjustment		222											11				
Totals		240	26	5	0	0	18	24	0	2	2	0	19	2	4	0	70
			FG%	38.0%			FT%	75.0%	Team Rebs								

Milwaukee Does																	Team Ge
Name	No.	Min	FGM	FGA	3-M	3-A	FTM	FTA	OFR	DFR	Tot Rb	Ast	PF	St	TO	BS	Pts
Chapman, Brenda	15		4				3	4			0						11
Ellis, Cindy	25	Name not in Newspaper															
Gamble, Carolyn	8		5				4	7			0		6				14
Greene, Vivian	10	7	0	3			0	0	1	1	2	0	0	0	1	0	0
Griffith, Denise	6		7				2	4			0						16
Kennedy, Peggy	44		0				0	0			0						0
McWhorter, Charlene	24	29	9	21			2	2	3	5	8	0	6	0	1	0	20
Morales, Diane	22		0				0	0			0						0
Nestor, Heidi	28	Name not in Newspaper															
Prevost, Deb	32	Name not in Newspaper															
Smith, Joanie	1		0				1	2			0						1
White, Ethel	30		2				2	5			0						6
Adjustment		204											12				
Totals		240	27	24	0	0	14	24	4	6	10	0	24	0	2	0	68
			FG%	33.0%			FT%	58.3%	Team Rebs								

The Fillies improved to 14-5 and the Does dropped to 5-17, which made this season worse than last season. Coach Larry Costello would last one more game. Somehow he pulled off an amazing upset of the New York Stars on February 9th, before he was replaced by Assistant Coach Julia Yeater.

The All-Star game in Chicago on January 30th was looming on the horizon for the league. This was a chance for the league to showcase their best.

Fillies vs. IOWA
 Today - 2 p.m.
 Met Center
\$6.00 \$4.50 \$3.00


But Minnesota had one more game to play on Sunday January 27th. As opposed to the last snoozer against the Does this game was the (14-5) Fillies against the (14-5) Iowa Cornets. It would be a battle for first place at the All-Star break. It would also be a Benefit Game for the Kidney Foundation and a portion of the proceeds would be donated there.

The Fillies had been placing small ads in the sports pages for a few days before the big Sunday game. Whether it was the ads or the fans of the Fillies recognizing a big game was about to take place it was great to know 3,815 people came out to the Met. Sports Center. (The 3,815 was the 26th highest in WBL history.)

You can bet the Fillies wanted to do everything that could to keep Molly Bolin from getting into a rhythm and scoring at will. Minnesota took a slight 24-22 lead, which was quickly reversed so that it was tied at 46 at the half. The Cornets took an even smaller lead of 66-65 going into the 4th quarter.



Staff Photo by Don Black
Iowa's Molly Bolin (30) bounced high in the air for a jump shot against the Fillies Sunday.



In a game that saw 13 lead changes and 12 ties, it took a while before Iowa could secure a safe lead. But with a minute left the Iowa lead got to 89-84, but Minnesota was surging. But then two quick baskets by Bolin turned the five-point lead into a nine-point lead at 93-84. In the end Iowa moved into first place with a 93-88 victory.

The Fillies who only used only seven players was led by Marie Kocurek's 23 and Donna Wilson's 16. Patty Montgomery scored 13, before she fouled out. The Cornets were led by Molly Bolin's 21, which were 11 below her average and Connie Kunzmann's 19. Also contributing was Doris Draving with 16.

The (14-6) Fillies went into the All-Star break one game behind the (15-5) Cornets. So even though the New York Stars had just completed a 13-game winning streak, they really only had 1.5 game lead on the Cornets for the best team in the league.

Minnesota Fillies																	Team Ge
Name	No.	Min	FGM	FGA	3-M	3-A	FTM	FTA	OFR	DFR	Tot Rb	Ast	PF	St	TO	BS	Pts
DeBoer, Kathy	21		3				0	0			0						6
DeLorme, Scooter	32		3				5	8			0						11
Keeley, Marguerite	45	Name not in Newspaper															
Kocurek, Marie	42		9				5	7			0						23
Mason, Debbie	13	Name not in Newspaper															
Montgomery, Pat	53		5				3	6			0		6				13
Owens, Katrina	33		3				1	2			0						7
Timperman, Janet	12		5				2	2			0						12
Wahl-Bye, Susan	24	Name not in Newspaper															
Wilson, Donna	11		6				4	4			0						16
Adjustment		240											16				
Totals		240	34	0	0	0	20	29	0	0	0	0	22	0	0	0	88
			FG%	####			FT%	69.0%	Team Rebs								

Iowa Cornets																	Team Ga
Name	No.	Min	FGM	FGA	3-M	3-A	FTM	FTA	OFR	DFR	Tot Rb	Ast	PF	St	TO	BS	Pts
Bolin, Molly	30		9				3	4			0						21
Davidson, Winsome	20		6				2	4			0						14
Draving, Doris	50		7				2	5			0						16
Eckroth, Mo	22		0				0	0			0						0
Green, Anita	12		2				0	0			0						4
Hodgson, Pat	34		6				1	1			0						13
Kunzmann, Connie	44		7				5	7			0						19
Penquite, Rhonda	32		1				0	0			0						2
Thomas, Debra K.	40		1				0	0			0						2
Tucker, Robin	10		1				0	0			0						2
Adjustment		240											23				
Totals		240	40	0	0	0	13	21	0	0	0	0	23	0	0	0	93
			FG%	#####			FT%	61.9%	Team Rebs								

Eastern

New York	17	4	.810	---
St. Louis	12	8	.600	4.5
New Orleans	12	10	.545	5.5
New Jersey	11	11	.500	6.5
Washington	3	7	.300	- Disbanded
Philadelphia	2	8	.200	- Disbanded

Midwest

Iowa	15	5	.750	---
Minnesota	14	6	.700	1.0
Chicago	10	13	.435	6.5
Milwaukee	5	17	.277	11.0

Western

San Fran	14	9	.609	---
Houston	8	9	.471	3.0
California	6	13	.316	6.5
Dallas	6	15	.286	7.0

Scoring

Silcott St.L	15	503	33.5
Bolin, Iowa	19	616	32.4
Abernathy, Dal	18	496	27.6
Ortega, SF	20	512	25.6
Meyers, NJ	19	444	23.3
Montgomery, Min	18	388	21.6
Kocurek, Min	18	384	21.3
Hicks, SF	8	160	20.0
Geils, NJ	20	378	18.9
Chapman, Mil	21	391	18.6

Rebounds

Abernathy, Dal	18	268	14.9
Draving, Iowa	19	262	13.8
K.Hansen, SF	20	230	11.5
Mayo, Hous	15	165	11.0
Gwyn, NY	19	208	10.9
Comerie, NJ	16	169	10.7
Meyers, NJ	19	195	10.3
Dunkle, Cal	16	159	9.9

FIELD GOAL %

Hardy, NO	118	205	.576
Draving, Iowa	105	185	.568
Forest, NO	136	246	.553
Patterson, St.L	63	115	.548
Abernathy, Dal	187	348	.537
Gwyn, NY	83	156	.532
Marquis, NY	122	233	.524
Kocurek, Min	147	281	.523

FREE THROW %

Thomas, NY	69	85	.812
Farrar, NY	63	79	.797
Smith, Mil	55	69	.797
Matthews, Cal	82	103	.796
Montgomery, Min	96	121	.793
Kocurek, Min	90	114	.789
Bolin, Iowa	108	137	.788
Wilson, Min	52	66	.788

The West Squad was coached by Steve Kirk, because of his 15-5 record. Of the 12 West representatives there were five who played last year, including Minnesota's Marie Kocurek. Houston's-Paula Mayo and Belinda Candler, along with Iowa's Molly Bolin and Doris Draving were the other four.

For the East, Coach Dean Meminger's 17-4 record earned him his spot and he had four players return, with two of them being on his team – Janice Thomas and Althea Gwyn. The other two were Rita Easterling (last year's All-Star MVP) and Debby Waddy Rossow.

The East jumped out to a 30-25 lead, but the West came back and built a big lead of 52-40 on the backs of Marie Kocurek, Paula Mayo and Jane Ellen Cook. But then when Meminger put Rita Easterling and Ann Meyers together the ball started popping and they found Charlene McWhorter open for four baskets during a 15-0 East streak to take the lead again, 55-52, before it finally settled down to 57-56 at the half.

Meminger couldn't keep the Easterling/Meyers duo together, because Rita had a bad leg and he wanted Meyers to play forward. Therefore, the West outscored the East 33-26 in the 3rd quarter, behind Molly Bolin's 13 points, for an 89-83 lead. McWhorter was stuck on the bench having collected her fifth foul in the 3rd quarter.

The West lead grew, especially after McWhorter, the East's scoring machine, fouled out with 7:02 left in the game. The West lead grew to 12 by the 2:04 mark. But the East, behind the all-around play of Ann Meyers got to within 114-112. Then with nine seconds left she "cleanly" stole the ball from Alfredda Abernathy of the Dallas Diamonds, according to East Coach Dean Meminger. But the refs saw differently and Meyers was called for a foul. Abernathy made her free throw, to seal the 115-112 victory.

Meyers' efforts included 15 points, seven rebounds, six assists, five steals, an amazingly stood her ground three times to pick up opposing charges – in an All-Star game.

For Candler and Mayo they were now 2-0, and for Easterling and Waddy-Rossow they were now 0-2 in All-Star games. In another amazing fact the MVP award again went to a player on the losing team. The Milwaukee Does' Charlene McWhorter, who was the first player chosen in the dispersal draft off the Washington Metros roster came through with 31 points and six rebounds (and six fouls) in just 24 minutes.

Minnesota's rep Patty Montgomery had 8 points on 4 of 5 from their field. Marie Kocurek had 12 points and managed foul out of her 2nd All-Star game. Yet was it possible this showed the heart of a champion who considered an exhibition game worth her best effort?

Western Division All-Stars

Coach: Steve Kirk Iowa Cornets 15 - 5

Team	No.	Name	Pos.	Min	2 FGM	2FGA	FTM	FTA	OF RB	DF RB	TOT RB	Ast	PF	St	TO	BS	Pts	Eff Rat	
California Dreams	7	Cook, Jane Ellen	G	8	2	3	4	5	0	0	0	4	0	0	2		8	1.750	
California Dreams	15	Dunkle, Nancy	C	10	1	2	0	0	1	1	2	0	3	0	0		2	0.400	
Dallas Diamonds	25	Shoemaker, Cathy	F	12	0	2	0	0	0	0	0	1	2	0	1		0	0.083	
Dallas Diamonds	34	Abernathy, Alfredda	C	35	8	16	6	9	6	10	16	2	3	3	4		22	1.171	
Houston Angels	10	Mayo, Paula	F	13	3	7	4	4	1	2	3	1	1	2	1		10	1.231	
Houston Angels	24	Candler, Belinda	F	5	1	1	0	0	0	0	0	0	2	0	1		2	0.200	
Iowa Cornets	30	Bolin, Molly	G	36	11	28	3	6	2	2	4	3	4	0	5		25	0.833	
Iowa Cornets	50	Draving, Doris	C	14	1	4	2	2	1	3	4	0	4	0	2	1	4	0.429	
Minnesota Fillies	53	Montgomery, Pat	C	9	4	5	0	0	1	2	3	0	0	0	1		8	1.111	
Minnesota Fillies	42	Kocurek, Marie	F	26	3	7	6	8	5	6	11	0	6	1	4		12	0.769	
San Francisco Pioneers	11	Ortega, Anita	G	41	3	8	7	10	2	3	5	8	2	4	9		13	0.707	
San Francisco Pioneers	13	Mayo, Pat	F	31	3	5	3	6	0	5	5	2	4	2	4		9	0.516	
Adjustments																			
					240	40	88	35	50	19	34	53	21	31	12	34	1	115	0.783
							45.5%		70.0%										

Eastern Division All-Stars

Coach: Dean Meminger New York Stars 17 - 4

Team	No.	Name	Pos.	Min	2 FGM	2FGA	FTM	FTA	OF RB	DF RB	TOT RB	Ast	PF	St	TO	BS	Pts	Eff Rat	
Chicago Hustle	15	Easterling, Rita	G	24	1	3	1	2	0	3	3	6	3	1	6		3	0.542	
Chicago Hustle	25	Waddy-Rossow, Debra	F	21	3	9	1	2	2	3	5	1	4	0	2		7	0.571	
Milwaukee Does	24	McWhorter, Charlene	F	24	12	17	7	8	2	4	6	1	6	3	1	3	31	1.708	
Milwaukee Does	28	Nestor, Heidi	C	34	7	15	3	5	4	7	11	0	2	1	0		17	0.853	
New Jersey Gems	14	Meyers, Ann	F	32	7	15	1	2	2	5	7	6	5	5	2	1	15	1.156	
New Jersey Gems	21	Geils, Donna	G	14	1	7	7	9	1	0	1	2	1	1	4		9	0.786	
New Orleans Pride	34	Smallwood, Sandra	G	9	0	1	0	0	1	0	1	0	3	0	1		0	0.000	
New Orleans Pride	32	Forest, Augusta	F	11	0	3	5	6	2	0	2	0	1	0	0		5	0.636	
New York Stars	10	Thomas, Janice	G	29	3	15	2	2	4	1	5	3	3	1	3		8	0.586	
New York Stars	31	Gwyn, Althea	C	14	1	3	0	0	0	2	2	0	0	0	3		2	0.071	
St. Louis Streak	7	Silcott, Liz	G	14	4	8	3	4	0	0	0	2	3	1	1		11	1.071	
St. Louis Streak	35	Mitchell, Adrian	F	14	0	0	4	4	1	2	3	0	0	1	2		4	0.429	
Adjustment																			
					240	39	96	34	44	19	27	46	21	31	14	25	4	112	0.788
							40.6%		77.3%										

Several things to see here – look how close the teams were in Efficiency .788 vs .783. Also, the number of players over a 1.000 Efficiency dropped from 12 last year to seven this year and four of those seven only played 14 minutes or lower. Also, Althea Gwyn, who was receiving limited playing time with Dean Meminger as coach, somehow dropped from last year’s 1.214 to .071 this year.

(Ed: This also makes me question how were players chosen for the All-Star game, because the Stars had other players who were having a great year in 1979-80.)

The WBL as a whole jumped back into action with two games on February 1st. The Fillies’ next game was down in Houston where they would be taking on the (9-9) Angels. This was the next to last team that the Fillies hadn’t played in the 2nd season and the Angels were ripe for the picking. The Angels ended 1979 with a 7-2 record and then went 1-7 in January to achieve an 8-9 mark at the All-Star break.

The Angels won a home game the night before against their division rival, San Francisco, to get to .500. But the (14-6) Fillies, who were 0-6 against the Angels in 1978-79, were ready to improve their record against a mediocre team.

The Fillies also had another problem. They needed to know where the game was going to be played. In December the Angels played in Hofheinz Pavilion, but an unpaid rental bill of \$8,800 kicked them out of there. Then their only home game in January was at the NBA's Summit. The Angels' options were dwindling until they found Autry court on the campus of Rice University. This was the former home of Head Coach Don Knodel and his Assistant Greg Williams.

In a positive note for the Fillies, Patricia Roberts accompanied the team down to Houston.

The Angels' Friday game against the Pioneers attracted 480 Houston fans and the Saturday crowd was even worse with 432. The Fillies took a slim 18-17 1st quarter lead, which they were able to increase to 16 points within the 2nd quarter. The tired, lethargic Angels just weren't ready to play, but they recovered enough to cut the lead to ten, 43-33 at the half.

As the 3rd quarter began the Minnesota lead got to 12, before a Houston press and some foul trouble by Patty Montgomery got the Angels moving and cutting the lead to 63-58 after three quarters.

As the 4th quarter began to unfold the Angels made their free throws and with 6:29 remaining the Angels went ahead, 70-69. A minute later, the Fillies' second leading scorer and All-star Patty Montgomery fouled out with 5:16 left.

The Angels took an 85-81 lead with 30 seconds left, and then Scooter DeLorme made both of her free throws to get to 85-83. In the next trip down the floor the Angels had no desire to score, avoided being fouled and used up time. Then with two seconds left there was a tie-up and jump ball. There was not enough time to score and the Fillies dropped an 85-83 decision. At the end of the season they looked back regretfully at throwing this game away.

The Fillies were led by Marie Kocurek's 23 points, and Donna Wilson's 22 points and 13 rebounds. Montgomery's 13 were seven below her average. Trish Roberts played and had two field goals and four points for her time on the floor.

For Houston Belinda Candler had 22, while fellow All-Star Paula Mayo could only contribute seven. Belinda Jones' 16 was the next high scorer.

Minnesota Fillies																	Team Ge
Name	No.	Min	FGM	FGA	3-M	3-A	FTM	FTA	OFR	DFR	Tot Rb	Ast	PF	St	TO	BS	Pts
DeBoer, Kathy	21		3				2	4			0						8
DeLorme, Scooter	32		1				3	7			0		4				5
Keeley, Marguerite	45	5	1	3			0	0	0	0	0	0	0	0	0	0	2
Kocurek, Marie	42		11	21			1	2			0						23
Mason, Debbie	13	7	1	1			0	0	0	0	0	1	0	0	0	0	2
Montgomery, Pat	53		6				1	2			0		6				13
Owens, Katrina	33		2				0	1			0						4
Roberts, Patricia	44		2				0	0			0						4
Timperman, Janet	12		0				0	0			0						0
Wahl-Bye, Susan	24	Name not in Newspaper															
Wilson, Donna	11		9				4	4		13	13						22
Adjustment		228											17				
Totals		240	36	25	0	0	11	20	0	13	13	1	27	0	0	0	83
			FG%	####			FT%	55.0%	Team Rebs								

Houston Angels																	Team Ge
Name	No.	Min	FGM	FGA	3-M	3-A	FTM	FTA	OFR	DFR	Tot Rb	Ast	PF	St	TO	BS	Pts
Auhlenbacher, Karen	11		4				1	2			0						9
Candler, Belinda	24		7				8	14			0						22
Chapman, Vicky	22		2				7	9			0						11
Durham, Gwen	3	1	0	0			0	0	0	0	0	0	1	0	0	0	0
Johnson, Pat	45		3				0	0			0						6
Jones, Belinda	23		6				4	4			0						16
Kenlaw, Jessie	40		4				5	8			0						13
Mayo, Paula	10		3				1	2			0						7
Washington, Cynthia	15		0				1	2			0						1
Adjustment		239		74									21		12	<< at least	
Totals		240	29	74	0	0	27	41	0	0	0	0	22	0	12	0	85
			FG%	39.2%			FT%	65.9%	Team Rebs								

On the original schedule, before the demise of two teams, the Fillies were scheduled to play at home against the Philadelphia Fox. But the schedule needed to be adjusted and in most cases it was adjusted to prevent a lot of air travel. Therefore teams in close proximity played each other more often. In fact, the Gems & Stars played seven times.


Therefore, instead of a bad Philadelphia team the (14-7) Fillies hosted the (15-6) first place Iowa Cornets on a Monday in February. As opposed to the 3,815 that showed up a week ago for the same match-up, this time the attendance was 743. But if you want to be the best you had to beat the best and here was another opportunity.

The Fillies took a 27-20 1st quarter lead, which was cut to 50-46 at the half. Steadily the Fillies increased the lead to 75-67, but the question was, "Could they hold it?" They not only held it, but added to it for a 97-82 victory and a first-place tie with the Cornets at 15-7. The Fillies rebound advantage of 63-48 and forcing 31 Iowa turnovers definitely helped.

For the Fillies this was their first win over Iowa all season, as they had lost twice in pre-season and twice more in the regular season.

Minnesota was led by Donna Wilson's 29 points, including 11 of 12 from the line and 11 rebounds. Marie Kocurek added 18 points, before she fouled out, and Patty Montgomery added 17 points. Trish Roberts added three field goals and two free throws for eight points.

As for Iowa, their offense would continue to run through Molly Bolin who ended with 35 points on 15 of 29 from the field, but with only five free throws. Doris Draving was the only other scorer in double figures with 13, before she fouled out and also picked up a technical.



Minnesota Fillies																	Team G
Name	No.	Min	FGM	FGA	3-M	3-A	FTM	FTA	OFR	DFR	Tot Rb	Ast	PF	St	TO	BS	Pts
DeBoer, Kathy	21		2				2	2			0						6
DeLorme, Scooter	32		2				0	0			0						4
Keeley, Marguerite	45	Name Not in Newspapers															
Kocurek, Marie	42		7				4	8			0		6				18
Mason, Debbie	13		0				1	3			0						1
Montgomery, Pat	53		7				3	5			0						17
Owens, Katrina	33		3				1	1			0						7
Roberts, Patricia	44		3				2	2			0						8
Timperman, Janet	12		3				1	2			0		6				7
Wahl-Bye, Susan	24	Name not in Newspaper															
Wilson, Donna	11		9				11	12		11	11						29
Adjustment		240								52	52		16				
Totals		240	36	0	0	0	25	35	0	63	63	0	28	0	0	0	97
			FG%	#####			FT%	71.4%		Team Rebs							

Iowa Cornets																	Team G
Name	No.	Min	FGM	FGA	3-M	3-A	FTM	FTA	OFR	DFR	Tot Rb	Ast	PF	St	TO	BS	Pts
Bolin, Molly	30		15	29			5	6 at least>		1	1						35
Davidson, Winsome	20		1				1	2			0						3
Draving, Doris	50		6				1	4			0		6				13
Eckroth, Mo	22		0				1	2			0						1
Green, Anita	12		2				0	0			0						4
Hodgson, Pat	34		4				1	1			0						9
Kunzmann, Connie	44		2				0	0			0		6				4
Lewis, Charlotte	52		3				0	0			0						6
Penquite, Rhonda	32		1				1	2			0						3
Thomas, Debra K.	40	Name not in Newspaper															
Tucker, Robin	10		2				0	0			0						4
Adjustment		240								48	48		15		31		
Totals		240	36	29	0	0	10	17	0	49	49	0	27	0	31	0	82
			FG%	#####			FT%	58.8%		Team Rebs							

For some reason the Minnesota Fillies had the next 12 days off. Their next game wouldn't be until February 16th, which was a nice break, but it would also allow the Iowa Cornets to use their next three games to take control of the division.

The local newspaper the Minneapolis Star, as was their specialty, took this break to ask Gordon Nevers if he thought the league was going to make it. They began the article by mentioning financial issues in the NBA (the Jazz left New Orleans), the NHL (no TV contract), the NFL (the Rams left Los Angeles), and MLB (the Oakland Athletics problems), but no one worried about those leagues folding. But it was different with the WBL. Two franchises folded, Houston didn't pay their arena rent, the Dallas owner quit & his team didn't travel to California, and Milwaukee also didn't travel to California.

They also noted that the Iowa Cornets, in late January, had 80 percent of their team purchased by Dick Vance from original owner, George Nissen. A well-financed Mr. Nissen couldn't deal with the expenses. Yet all this did not weigh on Nevers, who said all leagues had struggles early. His response was come and speak to him in two years to see who was right.

The only other Fillies publicity was the WinterFest that would feature a "Juggle-Off" between the area professional sports teams. This was the Fillies' chance to show the people attending who had the best hands. (I never found a result for the event!)

Other small positive factors were seen in clippings about Rochester YM&YWCA sponsoring a bus trip to the Fillies' game on the 16th (a distance of 85 miles). Also, news about Trish Roberts permanently being back with the team was big news.

During this break, on February 15th, the Fillies traded former All-Star Marguerite Keeley to the St. Louis Streak for Venita Griffey. Keeley was playing sporadically for the last three weeks, so her 5.8 points and 3 rebounds in 17 minutes went to St. Louis. The Fillies obtained Griffey, who was averaging 5 points and 3 rebounds in 21 minutes of play. Venita never reported to the Fillies and her WBL career ended at that point.



When the Cornets showed up in Minnesota on Saturday February 16th they were playing the last game of a one month nine game "road trip." Their last home game was on January 13th when the team was 13-4. Since then, they were 3-5 and carried a record of 16-9 into today's game.

The (15-7) Fillies were in first place by a half game as 2,321 filed in for this Saturday afternoon affair at the Met. Sports Center. Iowa took a 26-23 1st quarter lead, but the Fillies offense hit stride and put up 35 in the 2nd quarter to take a 58-48 half time lead. The Cornets fought back to tie the score at 78 going into the 4th quarter.

No one could take control as the lead changed hands 19 times. At some point of the game, Coach Steve Kirk picked up two technicals and was ejected from the arena. The Fillies had a one-point lead with :08 left when Debbie Mason hit a free throw to reach the final score of 106-104 and expanded their first place margin to 1.5 games.

The Fillies were led by Patty Montgomery's 27, Donna Wilson's 26, and Debbie Mason's 25, while Marie Kocurek scored 20 to give the team a rare quadruple 20-point scorers. The team was able to win without Scooter DeLorme, who was probably taking time off to practice her juggling for the Winterfest contest.

For the road weary, but toughened Cornets, they were led by Molly Bolin's 38 and Doris Dravings' 24. Pat Hodgson dished out four field goals for eight points and received one broken nose. But she would keep on playing the rest of the year.

Minnesota Fillies																	Team Ge
Name	No.	Min	FGM	FGA	3-M	3-A	FTM	FTA	OFR	DFR	Tot Rb	Ast	PF	St	TO	BS	Pts
DeBoer, Kathy	21		1				0	0			0						2
DeLorme, Scooter	32	Name not in Newspaper															
Kocurek, Marie	42		8				4	7			0						20
Mason, Debbie	13		7				11	13			0						25
Montgomery, Pat	53		9				9	10			0						27
Owens, Katrina	33		1				0	0			0						2
Roberts, Patricia	44		2				0	0			0						4
Timperman, Janet	12	Name not in Newspaper															
Wahl-Bye, Susan	24	Name not in Newspaper															
Wilson, Donna	11		10				6	8			0						26
Adjustment		240											28				
Totals		240	38	0	0	0	30	38	0	0	0	0	28	0	0	0	106
			FG%	#####			FT%	78.9%			Team Rebs						

Iowa Cornets																	Team Ge
Name	No.	Min	FGM	FGA	3-M	3-A	FTM	FTA	OFR	DFR	Tot Rb	Ast	PF	St	TO	BS	Pts
Bolin, Molly	30		15				8	12			0						38
Davidson, Winsome	20		2				1	1			0						5
Draving, Doris	50		7				10	12			0						24
Eckroth, Mo	22		3				3	4			0						9
Green, Anita	12		4				0	0			0						8
Hodgson, Pat	34		4				0	0			0						8
Kunzmann, Connie	44		4				0	0			0						8
Lewis, Charlotte	52	Injured ankle in practice															
Penquite, Rhonda	32	Name not in Newspaper															
Thomas, Debra K.	40		1				0	0			0						2
Tucker, Robin	10		1				0	0			0						2
Adjustment		240											25				
Totals		240	41	0	0	0	22	29	0	0	0	0	25	0	0	0	104
			FG%	#####			FT%	75.9%			Team Rebs						
Special Notes:																	
Technical: Coach Steve Kirk (2) - EJECTED																	
9 road games in a row (3-6) from Jan 14-Feb 16																	

Over the history of women's basketball, in both the pros and college, there has been a consistent theme that is presented to the public. That thought is, "If we can get them out here just one time, they will enjoy what they see and they will return."

Historically after 7,824 people for the 1st WBL game in Milwaukee their next two games were 1,561 and 678. After the New Orleans Pride opened the 2nd season with 8,452, their next game drew 1,545 and then 1,710.

But on Saturday February 16th and on Tuesday February 19th the Minnesota Fillies at the Met. Sports Center proved WITHOUT A DOUBT that the theory of people coming back was true.

On the 16th the Fillies beat Iowa 106-104 in an exciting game in front of 2,321 fans. Then on Tuesday against a miserable California Dream team, 2,321 fans came out again. Not one fan changed seats. Not one fan brought a friend. Not one fan quit on the team. 2,321.

Stats and records in the WBL were very difficult to locate. There is a possibility that only 700 people went to the Iowa game. Oh "Fiddle-Dee-Dee, tomorrow will be another day."

Before the next game the Fillies traded with the Chicago Hustle for Denise Sharps. Denise was an experienced playoff proven star with Iowa. She played nine games this season with Iowa before she was traded to the Chicago Hustle. This was the trade before the Dispersal Draft that allowed the Hustle to not pick Janie Fincher with the 4th pick, because they no longer had that pick. Denise then played 12 games with Chicago, averaging 5 points and 2.8 rebounds in 15 minutes of play.

As the Fillies prepared for the playoffs they wanted a seasoned veteran who they could depend on. The fact that they only gave up a 4th round pick in the upcoming 1980 draft was a bonus.

On Tuesday February 19th the (9-16) California Dreams, the last team the Fillies hadn't face this season came to the Met. Sports Center. They were playing under their 3rd coach of the season and this one was a player-coach. Nancy Dunkle, an Olympic teammate of Patricia Roberts, and a college coach before she tried her hand in the pros was 3-2 with the Dreams.

The Fillies, who were playing their third game of a four-game home stand jumped out to a 26-20 1st quarter lead. They were able to expand the lead by 10 to 55-39 at the half. By keeping the pressure on, and prove they were a championship team, they added 11 more to the lead for a 89-62 3rd quarter lead.

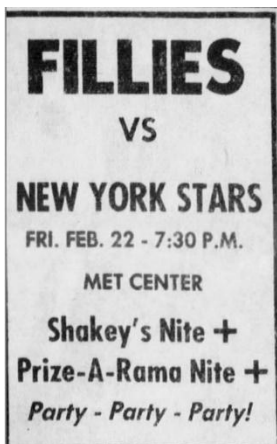
The Fillies raised their record to 17-7 as they completed a 40-point blowout, 114-74. The Dreams dropped to 9-17, and within five days would become non-existent. The Dreams would be the fifth team to default, but only the third to cease operations.

The Fillies had five score in double figures with Marie Kocurek's 27 in first and Donna Wilson's and Scooter DeLorme's 18 each tied for second. Katrina Owens came through with 16 points and 16 rebounds for the team. Also the newest addition, Denise Sharps, came through with 10.

The Dreams were led by Stacey Rhoades 21 points and 10 rebounds, while All-Stars Jane Ellen Cook and Nancy Dunkle had 12 and 11 respectively.

Minnesota Fillies																	Team Game #	
Name	No.	Min	FGM	FGA	3-M	3-A	FTM	FTA	OFR	DFR	Tot Rb	Ast	PF	St	TO	BS	Pts	Eff Rat
DeBoer, Kathy	21	20	2	7			2	2	2	3	5	3	2	0	4	0	6	0.650
DeLorme, Scooter	32	36	5	5	1	1	5	6	1	1	2	7	0	4	2	0	18	1.000
Kocurek, Marie	42	37	10	15			7	8	0	8	8	0	4	3	3	0	27	0.946
Mason, Debbie	13	24	3	5			0	2	1	0	1	1	1	2	6	0	6	0.208
Montgomery, Pat	53	26	4	11			3	4	3	6	9	0	4	0	1	0	11	0.731
Owens, Katrina	33	29	6	9			4	4	7	9	16	1	3	0	0	1	16	1.172
Roberts, Patricia	44	Name Not in Newspapers																
Sharps, Denise	10	21	3	8			4	6	6	1	7	1	1	0	3	0	10	0.762
Timperman, Janet	12	Name Not in Newspapers																
Wahl-Bye, Susan	24	14	1	6			0	0	1	4	5	0	2	1	0	0	2	0.571
Wilson, Donna	11	33	7	16			4	5	2	3	5	6	1	4	4	0	18	1.061
Totals		240	41	82	1	1	29	37	23	35	58	19	18	14	23	1	114	0.838
			FG%	50.0%			FT%	78.4%		Team Rebs								

California Dreams																	Team Game #	
Name	No.	Min	FGM	FGA	3-M	3-A	FTM	FTA	OFR	DFR	Tot Rb	Ast	PF	St	TO	BS	Pts	Eff Rat
Bucklew, Patti	40	22	3	6			3	6	1	2	3	0	6	2	3	0	9	0.500
Cook, Jane Ellen	7	26	6	10	0	3	0	0	1	1	2	2	2	0	1	0	12	0.654
Dunkle, Nancy	15	30	4	9			3	4	1	6	7	1	1	1	4	1	11	0.567
Matthews, Linda	50	21	1	3			2	2	0	1	1	1	5	0	2	0	4	0.238
McGraw, Muffet	10	19	2	4			0	0	1	0	1	1	5	1	2	0	4	0.316
McKenzie, Michelle	20	11	3	6			1	2	0	1	1	0	2	0	3	0	7	0.455
Rhoades, Stacy	17	43	9	13			3	3	3	7	10	0	5	4	2	0	21	0.767
Scharff, Mary	11	27	1	6			4	6	2	2	4	1	2	3	8	0	6	0.259
Scott, Angela	23	27	0	8			0	0	0	0	0	0	0	1	4	0	0	-0.111
Shirley, Pam	12	14	0	2			0	0	0	0	0	0	0	0	2	0	0	-0.143
Uhl, Joan	22	Name not in Newspaper																
Totals		240	29	67	0	3	16	23	9	20	29	6	28	12	31	1	74	0.400
			FG%	43.3%			FT%	69.6%		Team Rebs								



The Fillies were really doing their best to attract support for this first place winning team. The number of ads over the last few weeks had increased.

The last game of the four-game home stand would take place on Friday February 22nd, as the Midwest first place (17-7) Fillies would play the first place Eastern Division (21-7) New York Stars. A Fillies' victory would mean they trailed New York by .004 (21-8 .724. vs 18-7 .720). The Stars were coming into the Met. Sports Center having lost the night before to Iowa, 131-125.

For the Fillies there were several things missing for this important game.

The top two were missing players, Marie Kocurek and Patricia Roberts. Also missing were fans. A crowd of only 986 came out to watch the Fillies fall behind 27-19 after one quarter. The Stars proved to be superior as they raised the score to 55-41 at the half. Minnesota played as if they expected Marie Kocurek to swoop in and bail them out, but she wasn't there.

In the 3rd quarter the Fillies put together their offense and defense as they outscored the Stars 26-15 to begin the 4th quarter dogfight trailing 70-67. The Fillies marched ahead and built an eight point lead in the 4th quarter, because of Debbie Mason, who played 44 minutes and scored 21 points. In a testimony to motivation when Katrina Owens knew she was needed she came through with 11 points and a WBL record 28 rebounds.

But in the end the Fillies couldn't stop Sharon Farrah, who poured in 31 points including six in the last 1:30. Two of those were after the Fillies took a 94-92 with :09 left. Farrah's two free throws sent the game to overtime at 94. This is exactly what you'd expect from the best.

In overtime Gail Marquis hit a shot from the top of the key to give the Stars a 98-97 lead and then three more from Farrah gave the Stars a 106-103 victory.

As noted, there was no Kocurek nor Roberts. But the stats also showed Scooter DeLorme, an important Fillies piece, was held scoreless, as was Denise Sharps. Patty Montgomery's 28 carried the Fillies, along with Donna Wilson's 19 and Kathy DeBoer's 16.

The (22-7) Stars were led by Farrah's 31, along with Gail Marquis 23. Pearl Moore added 19 to the Stars' cause.

Minnesota Fillies																	Team G
Name	No.	Min	FGM	FGA	3-M	3-A	FTM	FTA	OFR	DFR	Tot Rb	Ast	PF	St	TO	BS	Pts
DeBoer, Kathy	21										0		6				16
DeLorme, Scooter	32										0						0
Kocurek, Marie	42	Name Not in Newspapers															
Mason, Debbie	13	44	8	12			5	7	1	1	2	3	4	0	8	0	21
Montgomery, Pat	53										0						28
Owens, Katrina	33	45	5	14			1	2	8	20	28	2	2	1	2	1	11
Roberts, Patricia	44	Name Not in Newspapers															
Sharps, Denise	10	6	0	1			0	0	0	0	0	0	1	0	0	0	0
Timperman, Janet	12										0						8
Wilson, Donna	11										0						19
Adjustment		170											10				
Totals		265	13	27	0	0	6	9	9	21	30	5	23	1	10	1	103
			FG%	#####			FT%	66.7%		Team Rebs							

New York Stars																	Team G
Name	No.	Min	FGM	FGA	3-M	3-A	FTM	FTA	OFR	DFR	Tot Rb	Ast	PF	St	TO	BS	Pts
Bender, Evelyn	35										0						6
Craig, Denise	13										0						2
Farrah, Sharon	11						3	3	<at Least		0						31
Gwyn, Althea	31	Name not in Newspaper															
Marquis, Gail	6										0						23
Moore, Pearl	12										0						19
Sanborn, Kathy	32										0						0
Smith, Karen	24										0						3
Tatterson, Gail	33										0						10
Thomas, Janice	10										0						12
Adjustment		265											20				
Totals		265	0	0	0	0	3	3	0	0	0	0	20	0	0	0	106
			FG%	#####			FT%	100.0%		Team Rebs							

With the addition of Denise Sharps to the roster the Fillies said goodbye to a free agent who fought all year to be on the team, Sue Wahl-Bye. On the 22nd she was waived having played in 15 games, averaging 2.0 points and playing seven minutes a game.

The Fillies' 17-8 record had them leading the (18-11) Iowa Cornets by 1 game, but with four games in hand. As they were about to embark on what they thought was a six-game 11-day trip, it instead turned into only a five-game trip. Either way, they knew they had to pad their division lead.

On February 24th, the team found themselves at the San Francisco Civic Auditorium, along with 1,131 fans, for a Sunday game against the 16-13 Pioneers. The last time these two teams played was the second game of the Fillies season in November.

The Pioneers were in a battle for Western supremacy and they trailed the (15-11) Angels by ½ game. This was because the Pioneers lost, at home, the night before to the (11-17) California Dreams.

One big change since the last time these two teams played was the Pioneers' newest player, Liz Silcott. The WBL scoring leader was now a Pioneer. She had proven to be too hard to handle by the St. Louis Streak, so she was traded for Lisa Brewer. This would be Silcott's 2nd game with the Pioneers. The first was last night against California, where she scored 22 points.

Minnesota took a 32-28 1st quarter lead, but ended up tied at 53 at the half. In a game that was tied 18 times, Minnesota took a four-point lead, 80-76 into the 4th quarter. They came through 116-109 to raise their record to 18-8.

The Fillies again played without Marie Kocurek or Trish Roberts, but that only allowed Donna Wilson to show her talent as she had a career high of 35. Patty Montgomery added 22 before she fouled out. Debbie Mason scored 12 before she fouled out in only 22 minutes of play. As a team the Fillies had six scoring in double figures.

For the reeling (16-14) Pioneers, who began the year 10-3, they had five players with double figures. Musiette McKinney's 23 points, was followed up by All-Star and #1 overall draft pick, Pat Mayo with 21. All-Star Anita Ortega had 18, while their newest member, Liz Silcott, had 17 in 25 minutes.

Minnesota Fillies																	Team Ge
Name	No.	Min	FGM	FGA	3-M	3-A	FTM	FTA	OFR	DFR	Tot Rb	Ast	PF	St	TO	BS	Pts
DeBoer, Kathy	21	22	3	7			5	9	1	5	6	4	3	1	3	0	11
DeLorme, Scooter	32		6				2	2			0						14
Kocurek, Marie	42	Name not in Newspaper															
Mason, Debbie	13	22	4	8			4	4	1		1	6	6	1	3	0	12
Montgomery, Pat	53		10				2	2			0		6				22
Owens, Katrina	33		4				0	0			0						8
Roberts, Patricia	44	Name not in Newspaper															
Sharps, Denise	10	16	2	10			0	0	0	1	1	1	6	0	0	0	4
Timperman, Janet	12		3				4	4			0						10
Wilson, Donna	11		15				5	7			0						35
Adjustment		180											11				
Totals		240	47	25	0	0	22	28	2	6	8	11	32	2	6	0	116
			FG%	#####			FT%	78.6%	Team Rebs								

San Francisco Pioneers																	Team Ge
Name	No.	Min	FGM	FGA	3-M	3-A	FTM	FTA	OFR	DFR	Tot Rb	Ast	PF	St	TO	BS	Pts
Booker, Gerry	35	18	2	4			0	0	3	5	8	2	2	1	3	1	4
Hansen, Barb	42	Name not in Newspaper															
Hansen, Kim	32		5				2	4			0		6				12
Martin, Brenda	45	Name not in Newspaper															
Mayo, Pat	13		8				5	9			0						21
McKinney, Musiette	33		7				9	10			0						23
Ortega, Anita	11		6				6	7			0						18
Ricketts, Debbie	8		3				0	0			0						6
Silcott, Liz	21	25	6	14			5	12	0	1	1	3	4	1	1	0	17
Ternyik, Jan	22		3				2	2			0						8
Adjustment		197											14				
Totals		240	40	18	0	0	29	44	3	6	9	5	26	2	4	1	109
			FG%	#####			FT%	65.9%	Team Rebs								

While the Fillies were enjoying their victory, little did they know that the New Jersey Gems improved their record to 15-14 with a 112-103 victory over the Iowa Cornets. This loss on the 24th made the Cornets 18-12, which gave the Fillies a two-game lead with four games in hand.

The Fillies itinerary called for them to fly south to play the California Dreams. But on Sunday morning the Dreams' General Manager Bob Joseph informed the Minnesota Fillies that the Wednesday, February 27th, game would not be played.

The Dreams were trying to reorganize, because of financial issues. Unfortunately, Dreams' owner Larry Kozlicki, was not informed of this monumental decision. He fired Joseph immediately, but for the WBL the Dreams' season was over with an 11-17 record.

The Fillies were disappointed, because instead of going to sunny Southern California, their next travel stop was cold and windy and snowy Chicago for a game on the 29th against the Hustle. How does 0° and six inches of snow sound? Like being home in Minnesota!

While the team was changing flight plans they made a trade for a player they had picked up earlier off of waivers.

On February 21st the Iowa Cornets waived Nancy Wellen who had played in 14 games for 52 minutes (3.7 mpg) and scored 14 points (1.0 ppg). Yet when the Fillies claimed Wellen, the Cornets pulled her back. So, that on the 27th the Cornets traded Wellen to Minnesota for a 1981 10th round draft pick.

With the change in schedule and the Fillies about to play a weak (13-17) Hustle team, followed by a showdown with Iowa this was the time to make their move. So, on Friday February 29th in Alumni Hall in front of 1,873 fans, who braved the snow, the Fillies fell behind 28-20. Both Marie Kocurek and Trish Roberts returned, but each played limited minutes.

The Hustle added to their lead in the 2nd quarter as they went into the half with a 55-43 lead. But that was no problem in the minds of the Fillies, because against the Stars last week they trailed 55-41 at the half.

The Fillies could only cut off four points of the lead with a 31-27 quarter in order to trail 82-74. The Hustle showed no mercy as they put a 30-21 4th quarter together for a 112-95 victory.

Based on the minutes played, I'd assume Chicago had control the whole game as no Fillies player had more than 33 minutes. Patty Montgomery led the team with 23 points on 8 of 24 from the field and eight rebounds. Denise Sharps was next highest with 14. But with Donna Wilson shooting four of 16, and Debbie Mason shooting 1 of 8 the 35% on 35 of 100 was not surprising. Kocurek had 11 points and five fouls in just 22 minutes.

The (14-17) Hustle were led by ex-Washington Metro and ex-Milwaukee Does, and newest Hustle member, Charlene McWhorter. McWhorter was on the Hustle because she felt her contract had been violated and she wanted out of Milwaukee. The Hustle sent a 1980 3rd round and a 1981 4th round draft pick to the Does for Charlene. Her 24 points and 14 rebounds, along with Debby Waddy-Rossow's 23 points and nine rebounds, were complemented by Sue Digitale's 19 points and 10 rebounds. Another player that showed a glimmer of her former self was Rita Easterling who had 14 points and 15 assists.

With the end of the month and the final 6-7 games to be played it was time to look at playoff possibilities.

Eastern				Midwest				Western			
New York	23	7	.767 ---	Minnesota	18	9	.667 ---	Houston	17	13	.566 ---
New Orleans	19	12	.600 4.5	Iowa	19	12	.613 1.0	San Fran.	16	14	.533 1.0
New Jersey	17	14	.545 6.5	Chicago	14	17	.452 6.0	Dallas	7	25	.219 11.0
St. Louis	15	14	.517 7.5	Milwaukee	8	20	.286 10.5				
Washington	3	7	.300 - Disbanded					California	11	17	.393 - Disbanded
Philadelphia	2	8	.200 - Disbanded								

As for the playoffs, there would be six teams involved with the three divisions winners being guaranteed a spot. Earlier on, before teams disbanded and there was an equally balanced schedule for everyone, the next three teams with the best records would have been in. But with the re-scheduling, the change to playoff format switched to the top two teams in each division.

In the West Houston and San Francisco could lose the rest of their games and still be in the playoffs. Therefore, as of March 1st, even with an unbalanced schedule everyone except Dallas & Milwaukee were still in the hunt. In fact, New Orleans quietly had the same record as Iowa, which made them just one game behind Minnesota.

As March roared in the Fillies needed to leave the embarrassing Chicago defeat behind them, because a confrontation with the Iowa Cornets was up next. The Sunday afternoon March 2nd game was being played at the 5 Seasons Center in Cedar Rapids. The (18-9) Fillies had a one game lead over the (19-12) Cornets. This would be the 5th meeting between these two teams with Iowa winning the first two and Minnesota the next two.

A crowd of 5,386 (8th highest in WBL history) came out to see watch Molly Bolin score 18 1st quarter points – the same amount as the whole Fillies team. Molly's 18 points put her over the 1,000 mark for the season – the first time in WBL history that had happened.

The rest of the Cornets scored 11, to give the Cornets a 29-18 lead. As the noise got louder and louder, the Fillies panic grew, because they'd seen this before. When Molly gets hot, and the crowd gets hotter, it would make for a long day.

The Fillies may have thought they got a break, as Bolin hit the floor at the 11:16 mark of the 2nd quarter and dislocated her left shoulder. Coach Kirk's first thought was, "There goes the season." While, no one wanted to see an opponent get hurt, the Fillies were probably hoping she was out the rest of the game.

As the game resumed, the doctor popped Bolin's shoulder back into place, (not an unusual occurrence for Bolin) and even though it was sore Bolin returned at the 8:36 mark. She added 12 more points in the 2nd quarter as the Cornets put together another great 35-17 quarter to take a 64-35 halftime lead. Or maybe it was a three way score Minnesota 35, Bolin 30, and Iowa 34.

The Fillies almost matched their 1st half score with 32 points in the 3rd quarter, but they could only cut six points off the lead as they went into the 4th quarter trailing 90-67. The Cornets then put it all together for a 35-18 4th quarter. The final score was 125-85.

In the 2nd half Molly came through with 25 more points to set a new WBL record of 55. This was achieved through 22 of 34 from the field and 11 of 12 from the line. For the season this was Molly's 2nd 50-point game against Minnesota. In five games against Minnesota she scored 203 points for a 40.6 average.

After the game:

"All I can say is that we played bad," said Minnesota Coach Terry Kunze. "But I'm disgusted that he (Iowa Coach Steve Kirk) ran the score up by 40 points."

"It's not over," said an angered Kunze. "We're going to remember Molly scoring those 55 points and a picture of what the scoreboard read after the game was over."

"You ain't a kidding I'm going to run the score up on them," said Kirk. "The last time we played in Minnesota, I got ejected from the ball game and he tried to get me fined \$500. I thought it was a pretty cheap shot, and I pressed them all the way today."

It was this kind of anger and hatred that was needed in the early WBL to allow fans to identify with their team and pour vitriol on the opponent. This is what made the Cornets-Hustle a real rivalry in a league that was only two years old.

The same embarrassing 40-point demolishing the Fillies gave to the Dreams earlier had now been put on them. The (18-10) Fillies were now in a tie for first with the (20-12) Cornets. So, while they still had four games in hand how much psychological damage occurred with this performance? Did the Fillies think of themselves as leaders in their division or were they now relegated to being second-rate? The Fillies had two more games in the next three days to prove they were still winners.

The Fillies were led by Marie Kocurek's 29 points. Both Patty Montgomery and Denise Sharps fouled out after scoring 12 and 15 points respectively. A player who had 25 in her last game against the Cornets, Debbie Mason, did not play.

For the Cornets Doris Draving came through with 20 points and 15 rebounds, while Mo Ekroth, who had been out most of the season with an injury scored nine points and had nine rebounds.

Minnesota Fillies																	Team G
Name	No.	Min	FGM	FGA	3-M	3-A	FTM	FTA	OFR	DFR	Tot Rb	Ast	PF	St	TO	BS	Pts
DeBoer, Kathy	21		0				2	2			0						2
DeLorme, Scooter	32		1				0	0			0						2
Kocurek, Marie	42		13				3	5			0						29
Mason, Debbie	13	Name Not in Newspapers															
Montgomery, Pat	53		3				6	7			0		6				12
Owens, Katrina	33		2				1	4			0						5
Roberts, Patricia	44		2				2	2			0						6
Sharps, Denise	20		6				3	5			0		6				15
Timperman, Janet	12		2				2	5			0						6
Wellen, Nancy	14?	14	2				0	0			0						4
Wilson, Donna	11		2				0	0			0						4
Adjustment		226											18				
Totals		240	33	0	0	0	19	30	0	0	0	0	30	0	0	0	85
			FG%	#####			FT%	63.3%	Team Rebs								
Special Notes:																	
Technical: Minnesota bench																	

Iowa Cornets																	Team G
Name	No.	Min	FGM	FGA	3-M	3-A	FTM	FTA	OFR	DFR	Tot Rb	Ast	PF	St	TO	BS	Pts
Bolin, Molly	30		22	34			11	12			0					1	55
Chavers, Tonyus	20		1				3	5			0		6				5
Crevier, Tanya	24		0				0	0			0						0
Draving, Doris	50		7				6	8		15	15						20
Eckroth, Mo	22		1				7	9		9	9						9
Green, Anita	12		4				2	2			0						10
Hodgson, Pat	34	Injured - Concussion															
Kunzmann, Connie	44		3				1	6			0						7
Lewis, Charlotte	52		3				1	3			0						7
Thomas, Debra K.	40		2				0	0			0						4
Tucker, Robin	10		2				4	5			0						8
Adjustment		240											16				
Totals		240	45	34	0	0	35	50	0	24	24	0	22	0	0	1	125
			FG%	#####			FT%	70.0%	Team Rebs								

Despite the big loss the Fillies had a game the next day, Monday March 3rd, in Milwaukee at the Milwaukee Arena. It was vital that the (18-10) Fillies take advantage of their extra games by beating the (8-20) Does. The Does were playing their sixth game under new coach, Julia Yeater. This was Julia's 2nd go-round with the Does and she was 2-3 with them.

This was a Does team that as of February 1st was close to distinction. The same way that the Dreams bagged on the Fillies a few days ago, the Does did not show up for a game in California on February 1st.

A crowd of 2,022 came out to watch the Does take a 30-25 1st quarter lead. This lead grew to 56-45 at the half. The Fillies needed to regroup quickly before this game got out of hand and their division lead was in the rear-view mirror. Their efforts were thwarted as the Does went ahead 85-71 after three quarters.

The Fillies fought hard and with only a few seconds on the clock they took a 101-100 lead. But a foul against former Fillies' player, Brenda Chapman, sent her to the free throw line for two shots. Her success was Milwaukee's success as they beat Fillies 102-101.

This was the Fillies 3rd loss in a row and dropped their record to 18-11. At the same time over in Des Moines, Iowa the Cornets continued their destruction of the Midwest Division with a 117-83 victory over the Chicago Hustle. Iowa's last two games were won by 74 points and moved their record to 21-12.

For the Fillies, while Marie Kocurek shot well from the field 15 of 22 for 30 points, her 7 of 17 from the free throw line, before she fouled out, was costly to the team. Donna Wilson's 21 points, seven rebounds, and six assists were definitely needed.

For the Does Heidi Nestor's 35 points on 11 of 14 from the field and 13 of 17 from the line along with 16 rebounds showed why she was an All-Star this year. Brenda Chapman played all 48 minutes and scored 22 points while gathering seven rebounds.

Minnesota Fillies																		Team Game #
Name	No.	Min	FGM	FGA	3-M	3-A	FTM	FTA	OFR	DFR	Tot Rb	Ast	PF	St	TO	BS	Pts	Eff Rat
DeBoer, Kathy	21	11	1	3			0	0		2	2	1	2	1	0		2	0.636
DeLorme, Scooter	32	28	3	8	0	1	7	8		2	2	3	5	2	3		13	0.714
Kocurek, Marie	42	46	15	22			7	17		7	7	1	6	5	2		37	1.065
Mason, Debbie	13	Name Not in Newspapers																
Montgomery, Pat	53	18	1	6			0	0		2	2	1	3	0	5		2	0.056
Owens, Katrina	33	18	0	3			0	0		7	7	2	2	1	0	1	0	0.667
Roberts, Patricia	44	25	5	10			1	1		4	4	4	3	1	2	2	11	0.880
Sharps, Denise	10	15	2	7			1	2	3	0	3	2	6	3	2	0	5	0.867
Timperman, Janet	12	29	5	11	0	1	0	0		4	4	3	5	1	3		10	0.621
Wellen, Nancy	13	5	0	2			0	0		0	0	2	0	0	3	0	0	0.200
Wilson, Donna	11	45	10	22			1	1		7	7	6	1	3	1		21	0.933
Adjustment									10	-10								
Totals		240	42	94	0	2	17	29	13	25	38	25	33	17	21	3	101	0.771
			FG%	44.7%			FT%	58.6%	Team Rebs									


Milwaukee Does																		Team Game #
Name	No.	Min	FGM	FGA	3-M	3-A	FTM	FTA	OFR	DFR	Tot Rb	Ast	PF	St	TO	BS	Pts	Eff Rat
Chapman, Brenda	15	48	6	14			10	12		7	7	3	1	3	5		22	0.688
Ellis, Cindy	25	7	1	3			0	0		0	0	0	3		2		2	0.000
Gamble, Carolyn	8	6	1	2			0	0		4	4	1	0		0		2	1.333
Griffith, Denise	6	22	1	5			5	8		4	4	1	4	1	2		7	0.545
Morales, Diane	22	26	3	8			3	4		4	4	2	2	2	0		9	0.731
Nestor, Heidi	28	38	11	14			13	17		16	16	1	4	1	4		35	1.316
Prevost, Deb	32	7	1	2			0	0		1	1	1	1	1	0		2	0.857
Smith, Joanie	1	35	4	8			2	2		3	3	4	4	1	4		10	0.514
Thomas, Lisa	24	10	0	3			2	2		2	2	1	4	0	2		2	0.400
White, Ethel	30	41	3	7			5	6		4	4	7	4	6	6	1	11	0.707
Adjustment									8	-8					5			
Totals		240	31	66	0	0	40	51	8	37	45	21	27	15	30	1	102	0.725
			FG%	47.0%			FT%	78.4%	Team Rebs									
Special Notes:																		
Technical: Milwaukee bench																		

The last stop on this road trip was Chicago on Wednesday March 5th. The Fillies hoped to rectify the bad loss they suffered at Alumni Hall just six days ago. The (14-18) Hustle needed a win to wipe away the memory of their 34-point loss to Iowa two days ago.

A crowd of 1,429 came out to watch the Fillies take a 29-22 1st quarter lead. Minnesota increased that lead to 51-38 by the half and 78-58 after three quarters. The final score of 103-87 was what the Fillies needed mentally as they stopped their losing streak and became 19-11 for the season.

Patty Montgomery led the team with 20 points and seven rebounds before she fouled out, for the eighth time this season. Donna Wilson scored 18 while grabbing 12 rebounds and handing out six assists in her 44 minutes on the floor.

In a performance the Fillies hoped would be a foreshadowing of the future Patricia Roberts had an incredible Efficiency Rating of 1.563 based on 16 points (on 7 of 10 shooting), three steals, three assists and two rebounds in just 16 minutes.



Kathy DeBoer of the Minnesota Fillies had the inside position against Chicago's Breena Caldwell (30) in a half game behind Iowa in the race for the WBL division title. Minnesota victory in Chicago. That left the Fillies a

Marie Kocurek was able to score 14 points in just 20 minutes of playing time, as she was hampered with six fouls. This was the 11th time she had fouled out of a game this season.

The Hustle who dropped to 14-19 were led by Charlene McWhorter's 18 points and nine rebounds and Breena Caldwell's 17.

The Hustle did set and tie some WBL records. Janie Fincher's four three-point field goal attempts tied Denise Burdick of the New Jersey Gems for the most in a game.

As a team the Hustle's six attempts of three-point field goals set a new WBL record.

Minnesota Fillies																		Team Game #	
Name	No.	Min	FGM	FGA	3-M	3-A	FTM	FTA	OFR	DFR	Tot Rb	Ast	PF	St	TO	BS	Pts	Eff Rat	
DeBoer, Kathy	21	13	0	4			0	0	1	1	2	3	1	0	0	0	0	0.615	
DeLorme, Scooter	32	35	2	6			3	5	0	3	3	5	2	4	5	0	7	0.543	
Kocurek, Marie	42	20	6	11			2	3	1	3	4	2	6	1	2	0	14	1.050	
Mason, Debbie	13	Name Not in Newspapers																	
Montgomery, Pat	53	34	8	13			4	6	0	7	7	2	6	0	3	0	20	0.824	
Owens, Katrina	33	26	4	7			4	7	2	6	8	1	3	0	4	4	12	0.692	
Roberts, Patricia	44	16	7	10			2	2	1	1	2	3	5	3	2	0	16	1.563	
Sharps, Denise	10	25	3	6			0	0	1	3	4	5	5	2	4	1	6	0.720	
Timperman, Janet	12	22	4	7			0	0	2	0	2	2	3	1	2	0	8	0.591	
Wellen, Nancy	13	5	0	1			2	2	0	0	0	0	0	0	0	0	2	0.400	
Wilson, Donna	11	44	7	18			4	4	4	8	12	6	3	2	3	1	18	0.932	
Totals		240	41	83	0	0	21	29	12	32	44	29	34	13	25	6	103	0.804	
			FG%	49.4%			FT%	72.4%		Team Rebs	8								

Chicago Hustle																		Team Game #	
Name	No.	Min	FGM	FGA	3-M	3-A	FTM	FTA	OFR	DFR	Tot Rb	Ast	PF	St	TO	BS	Pts	Eff Rat	
Caldwell, Breena	30	27	7	13			3	4	0	1	1	1	1	0	3	2	17	0.630	
Digitale, Sue	21	24	2	7			1	2	3	4	7	1	4	0	2	1	5	0.500	
Easterling, Rita	15	39	1	9	0	2	4	5	1	0	1	7	3	0	5	0	6	0.410	
Fincher, Janie	10	15	2	7	1	4	2	4	1	1	2	1	1	0	3	1	7	0.533	
Galloway, Liz	31	43	4	10			3	6	4	4	8	1	5	3	2	0	11	0.512	
McWhorter, Charlene	41	23	6	15			6	10	5	4	9	0	3	3	3	0	18	1.174	
Rajcula, Jody	24	26	1	5			5	8	1	1	2	0	2	1	1	0	7	0.346	
Swindell, Retha	44	30	4	9			2	2	4	5	9	0	5	3	6	1	10	0.533	
Waddy-Rossow, Debra	25	13	3	7			0	0	0	0	0	0	1	1	2	0	6	0.385	
Totals		240	30	82	1	6	26	41	19	20	39	11	25	11	27	5	87	0.550	
			FG%	36.6%			FT%	63.4%		Team Rebs	8								

As the Fillies were improving their record to 19-11, it was important to note that not all teams would be playing the same number of games. Even though the league office, and particularly Vice President Dave Almstead, did their best to give teams a full slate of games, this really wasn't possible. But the projected season end was just 11 days away and records were important.

Up in the league office they were considering giving the Fillies a forfeiture win over the California Dreams, because of the February 27th cancellation. This would play a large role in the close race between the Fillies and Cornets. But when it came to the team with the second best record no one was paying attention to the New Orleans Pride who were 21-12 on March 5th.

Therefore, on the morning of March 6th the league had the Iowa Cornets 21-12 .636, the New Orleans Pride 21-12 .636, and the Minnesota Fillies 19-11 .633. But if the league ruled in the Fillies' favor that could be 20-11 .645.



The Fillies were glad to return to the Met. Sports Center for a game against the 18-13 Houston Angels on Sunday March 9th. The Fillies lost a frustrating 85-83 game in Houston on February 2nd, so the (19-11) Fillies wanted to get their revenge.

Despite the increase in AD size, having special promotions, and providing a first rate team only 1,231 came out to support the Fillies. Minnesota took a quick 8-0 lead, but they couldn't stop Paula Mayo as she had 21 of the Angels' 23 1st quarter points. The Fillies held a 26-23 1st quarter lead.

The lead then shrunk to 45-44 at the half. The two teams continued to battle as Minnesota took a 69-67 lead into the 4th quarter. The Fillies fell behind 85-84 with 4:00 on the clock. The Angels then had a 97-94 lead with 10 seconds left. Patty Montgomery's final basket only made for a final score of 97-96. Two losses to the Angels by a total of three points.

The game was determined at the free throw line where the Angels were 19 of 27 and the Fillies were just 8 of 14, not the type of ratio you'd expect for a home game.

The Fillies Marie Kocurek scored a career and team high of 41 points on 19 of 24 from the field, along with grabbing 12 rebounds. Also adding to the Fillies total was 16 from Montgomery and 12 from Denise Sharps. After her recent great game Trish Roberts ended this game scoreless.

After Mayo's great 1st quarter she added 13 more for 34 for the game. She also pulled down 12 rebounds. Two-time All-Star Belinda Candler also contributed 19 points.

This victory clinched a first-place finish for the Houston Angels, and the Fillies had already qualified for the playoffs after they had beaten the Hustle on the 5th.

Minnesota Fillies																	Team Ge
Name	No.	Min	FGM	FGA	3-M	3-A	FTM	FTA	OFR	DFR	Tot Rb	Ast	PF	St	TO	BS	Pts
DeBoer, Kathy	21		0				0	0			0						0
DeLorme, Scooter	32		1				5	6			0		6				7
Kocurek, Marie	42		19	24			3	6		12	12						41
Mason, Debbie	13	Injured - Knee															
Montgomery, Pat	53		8				0	1			0						16
Owens, Katrina	33		3				0	0			0						6
Roberts, Patricia	44		0				0	0			0						0
Sharps, Denise	10	29	6	10			0	1	0	2	2	3	4	3	7	0	12
Timperman, Janet	12		2				0	0			0						4
Wellen, Nancy	13	Name Not in Newspapers															
Wilson, Donna	11		5				0	0			0						10
Adjustment		211											13				
Totals		240	44	34	0	0	8	14	0	14	14	3	23	3	7	0	96
			FG%	#####			FT%	57.1%		Team Rebs							

Houston Angels																	Team Ge
Name	No.	Min	FGM	FGA	3-M	3-A	FTM	FTA	OFR	DFR	Tot Rb	Ast	PF	St	TO	BS	Pts
Auhlenbacher, Karen	11		2				4	5			0						8
Candler, Belinda	24		8				3	3			0						19
Chapman, Vicky	22		2				1	3			0						5
Durham, Gwen	3	Name not in Newspaper															
Johnson, Pat	45		1				3	4			0						5
Jones, Belinda	23		5				2	3			0						12
Kenlaw, Jessie	40		1				0	0			0						2
Matthew, Linda	33	19	3	5			2	2	0	1	1	1	3	1	1	0	8
Mayo, Paula	10		15				4	5		12	12						34
Washington, Cynthia	15		2				0	2			0						4
Adjustment		221											13				
Totals		240	39	5	0	0	19	27	0	13	13	1	16	1	1	0	97
			FG%	#####			FT%	70.4%		Team Rebs							

Before the next Fillies' game in St. Louis on Thursday March 13th, let's look at the playoff positioning battle.

Iowa	23	12	.657
New Orleans	21	12	.636
Minnesota	19	12	.613
New Jersey	19	14	.576

You would not believe the front office fighting going on because of the unbalanced schedule. The league officials needed to plan on forcing the Pride to play more games. This was because the Gems and Pride would not play the same number of games. If the Gems won their last three games, they would have a 22-14 record and a .611 winning percentage. If the Pride lost to the Pioneers it would have given them a 21-13 record and a .618 percentage. But with the Pride only playing 34 games, the Gems were demanding the Pride play two more games.

If that were to happen, those extra games would probably have been against the Houston Angels. Houston finished the season only playing 33 games. Then the Pride would have had to lose both games to the Angels to give them a 21-15 record and to give the Gems getting the playoff spot.

If the Pride split with the Angels, then the Pride and the Gems would be 22-14 and the Pride would get the playoff spot based on winning their season series, 2-1.

But all of these possibilities vanished with the Pride victory over the Pioneers.

The Fillies had only two more games scheduled for the year and it didn't seem as if they were going to be given the California forfeit. Therefore, the best the Fillies could do, with the unbalanced schedule was 21-12 .636. Iowa had only one more game, so the worse the Cornets could be was 23-13 .639.

Either way the first job for the Fillies was to win. The (15-19) Streak team that came to town were in the midst of a nine-game losing streak. The team that began 0-4, then went 14-6 with Liz Silcott leading the team, were now 1-9 without Silcott.

Even though the Streak were losing a good crowd of 2,152 came out to Kiel Auditorium to watch the Streak take a 20-19 1st quarter lead. They actually doubled their lead to 41-39 by the half. But the Fillies came out on fire in the 3rd quarter as they put up 27 to the Streak's 13 to take a 66-54 score into the 4th quarter.

Based on the score it would seem the Streak couldn't wait for the season to end, because they only added another 13. This would have been good enough for a Streak victory if they held the Fillies to 0. But the Fillies' 16 was good enough for an 82-67 victory. This was a similar score to the first game of the year against the Streak when the Fillies won 82-72.

Donna Wilson led the team with 28 points, while Marie Kocurek had 17 points and her six fouls were her 12th of the season. The good news was that Trish Roberts was able to play 34 minutes, which showed her knee was recovering. So, while she had nine points and eight rebounds, she also had five turnovers which meant her Eff. Rating was just .588. But the 34 minutes were vital.

The Streak were led by 5'1" Coco Daniels with 15 points, while Adrian Mitchell and Winsome Davidson had 14 each. The team's losing streak was now 10 games with only one game left in the season for them to snap it.

Minnesota Fillies																	Team Ge
Name	No.	Min	FGM	FGA	3-M	3-A	FTM	FTA	OFR	DFR	Tot Rb	Ast	PF	St	TO	BS	Pts
DeBoer, Kathy	21										0						9
DeLorme, Scooter	32										0						0
Kocurek, Marie	42										0		6				17
Mason, Debbie	13	Injured - Knee															
Montgomery, Pat	53										0						11
Owens, Katrina	33										0						4
Roberts, Patricia	44	34	4	10			1	2	1	7	8	3	2	2	5	0	9
Sharps, Denise	10	13	0	3			0	2	0	2	2	1	3	1	1	0	0
Timperman, Janet	12										0						4
Wellen, Nancy	14?	21	0	4			0	0	1	0	1	1	4	0	2	0	0
Wilson, Donna	11										0						28
Adjustment		172											8				
Totals		240	4	17	0	0	1	4	2	9	11	5	23	3	8	0	82
			FG%	#####			FT%	25.0%	Team Rebs								

St. Louis Streak																	Team Ge
Name	No.	Min	FGM	FGA	3-M	3-A	FTM	FTA	OFR	DFR	Tot Rb	Ast	PF	St	TO	BS	Pts
Bramble, Mary	5	3	0	1			0	0	0	0	0	0	0	0	0	0	0
Daniels, Coco	1										0						15
Davidson, Winsome	6	33	4	6			6	14	2	4	6	0	4	0	0	0	14
Greene, Vivian	31	38	6	15	0	1	0	0	2	4	6	1	4	3	6	0	12
Hastings, Martha	11	13	0	6			0	0	0	0	0	0	0	0	2	0	0
Hoffman, Jeri	15	3	0	0			0	0	0	0	0	1	0	0	0	0	0
Mitchell, Adrian	34	44	4	11	0	2	6	7	1	1	2	2	5	2	3	0	14
Patterson, Sheila	33										0						4
Platte, Ann	23										0						7
Plice, Darla	20										0						1
Adjustment		106										7					
Totals		240	14	39	0	3	12	21	5	9	14	4	20	5	11	0	67
			FG%	#####			FT%	57.1%		Team Rebs							

The Fillies returned home for what was scheduled to be the final home game of the year. But there was an appeal being made by Gordon Nevers for the Fillies to have a 34th game. With a 34th game the Fillies could end the season 22-12 .647. This meant if the Cornets lost their last game, to the Does, their record would be 23-13 .638. This would make the Fillies the Midwest Division winners and give them a first round bye.

If a 34th game was granted to the Fillies, who could it be?

The New Jersey Gems, who needed to win their last three games, to have even a shot at the playoffs were now a team in turmoil. Their coach, Howie Landa, who had guided them to a 19-14 record had been suspended.

He was suspended by team president Robert Milo for insubordination and holding an unauthorized scrimmage against Mercer County Community College's women. Gem center Willodean Harris popped her knee in the scrimmage, but she was able to play last night.

Therefore, it was going to be up to player/coach Wanda Szeremeta to try to get the team into the playoffs. That possibility ended quickly with another loss to the New York Stars for the sixth time in seven games. Their 19-15 record eliminated them from the playoffs, but they could still play the role of spoiler with the Fillies' season.

An even 1,500 people came to the Met. Sports Center to watch the Fillies take a 20-15 1st quarter lead, which was cut down to 37-35 at the half. Minnesota upped their lead to 65-58 going into the 4th quarter. A strong finish and a 96-83 final score gave the Fillies their 21st win of the year.

The Fillies were led by Donna Wilson's 22 and Scooter DeLorme's 20. Patricia Roberts came through with 13 points and eight rebounds in 30 minutes of action.

For the (19-16) Gems their two All-Stars, Ann Meyers and Donna Geils led the scoring with 22 and 21 respectively. But the defensive job the Fillies did against 6'5" Willodean Harris played a huge role. Harris brought in a 20 point average, but shot only 1 of 11 from the field in 29 minutes.

Minnesota Fillies																	Team Ge
Name	No.	Min	FGM	FGA	3-M	3-A	FTM	FTA	OFR	DFR	Tot Rb	Ast	PF	St	TO	BS	Pts
DeBoer, Kathy	21										0						6
DeLorme, Scooter	32										0						20
Kocurek, Marie	42										0		6				15
Mason, Debbie	13	Injured - Knee															
Montgomery, Pat	53										0						10
Owens, Katrina	33										0						4
Roberts, Patricia	44	30	6	15			1	2	2	6	8	1	4	1	1	0	13
Sharps, Denise	10										0						6
Timperman, Janet	12										0						0
Wellen, Nancy	14?										0						0
Wilson, Donna	11										0						22
Adjustment		210											16				
Totals		240	6	15	0	0	1	2	2	6	8	1	26	1	1	0	96
			FG%	#####			FT%	50.0%		Team Rebs							

New Jersey Gems																	Team Ge
Name	No.	Min	FGM	FGA	3-M	3-A	FTM	FTA	OFR	DFR	Tot Rb	Ast	PF	St	TO	BS	Pts
Arturi, Lynn	17										0						0
Browning, Pam	22										0						15
Burdick, Denise	35										0						10
Geils, Donna	4										0						21
Greer, Drema	7	12	0	2			0	0	1	0	1	0	0	0	1	0	0
Harris, Willodean	5	29	1	11			1	2	4	6	10	1	0	0	1	1	3
Meyers, Ann	14										0						22
Simms, Donna	19	Name not in Newspaper															
Szeremeta, Wanda	23	27									0						6
Young, Faye		16	1	4			0	0	2	2	4	0	0	1	1	1	2
Young, Kaye	20	9	1	2			2	2	0	0	0	0	1	0	1	0	4
Adjustment		147	23				28	35					19				
Totals		240	26	19	0	0	31	39	7	8	15	1	20	1	4	2	83
			FG%	#####			FT%	79.5%		Team Rebs							

So, on Saturday March 15 the league had

Iowa	23-12	.657	with one more game to play	36 games
New Orleans	22-12	.647	no more games scheduled	34 games
Minnesota	21-12	.636	no more games scheduled	33 games

Since the Pride were guaranteed their playoff spot they made a deal with the Fillies to travel to Minnesota with the following stipulations. Instead of the team with the better record having the last two games of the playoffs in their city, the Pride would have the home court advantage.

This would also save on travel expenses, because if – and that was a big if – the Pride played Minnesota in the playoffs, they would already be in Minnesota for the first game. Therefore, the series would have the first game in Minnesota and the next two in New Orleans.

The second season of the WBL came to a close on Sunday March 16th, with the Cornets visiting Milwaukee and the Pride playing the extra game in Minnesota. This game was put together so quickly the Fillies didn't have time for any kind of advertising.

The Minnesota Star Tribune had the following headline: *Fillies Face Pride in Playoff Warm Up.*

Yet the newspapers were not aware that a Minnesota victory in the 2pm contest would make the Fillies 22-12 .647 and an Iowa loss at 7pm in Milwaukee would make them 23-13 .638. The Fillies would get a first round bye.

But a New Orleans victory over Minnesota would make the Pride 23-12 .657 and needing an Iowa loss to have the 2nd best record in the league. This would give New Orleans the first round bye.

On what was supposed to be a Fan Appreciation game only 900 people got the message. The Pride, who brought a six-game winning streak with them, took an early 18-16 lead, but Minnesota responded with a strong 28-19 2nd quarter to take a 44-37 half time lead.

The Pride countered with a 23-19 3rd quarter to cut the lead to 63-60. The 4th quarter was all the Fillies as Kocurek hit three straight jumpers to raise the score to 69-60. The Pride responded and with 4:48 left in the game they drew to within 73-71. But in the end the Fillies came through with an 88-79 victory. This gave them the 22-12 they needed to possibly surpass the Cornets. It also gave them a better record than the Pride, but with the pre-game arrangement that didn't matter for home court advantage.

The Fillies put together a well-balanced team effort with five players, and almost a sixth, with double figures. Kocurek led with 27 and Wilson had 18. Two other points of interest – Trish Roberts did not play and Kathy DeBoer fouled out without recording any points or stats at all.

On the other side of oddities was the Pride's Kathy Swilley, whose name wasn't listed in the box score, but she picked up a technical during the game. The Pride were led by Bertha Hardy's 17 and Paula Dean's 14.

Minnesota Fillies																	Team G
Name	No.	Min	FGM	FGA	3-M	3-A	FTM	FTA	OFR	DFR	Tot Rb	Ast	PF	St	TO	BS	Pts
DeBoer, Kathy	21		0				0	0			0		6				0
DeLorme, Scooter	32		4				4	4			0						12
Kocurek, Marie	42		13				1	4			0						27
Mason, Debbie	13	Injured - Knee															
Montgomery, Pat	53		1				0	1			0						2
Owens, Katrina	33		4				0	0			0						8
Roberts, Patricia	44	Name not in Newspaper															
Sharps, Denise	10	39	4	16			2	4	3	2	5	5	3	4	1	0	10
Timperman, Janet	12		5				1	2			0						11
Wellen, Nancy	14?		0				0	0			0						0
Wilson, Donna	11		9				0	0			0						18
Adjustment		240											16				
Totals		279	40	16	0	0	8	15	3	2	5	5	25	4	1	0	88
			FG%	####			FT%	53.3%	Team Rebs								

New Orleans Pride																	Team Ge
Name	No.	Min	FGM	FGA	3-M	3-A	FTM	FTA	OFR	DFR	Tot Rb	Ast	PF	St	TO	BS	Pts
Anderson, Katrina	22		1				5	8			0						7
Ard, Wanda	15		2				0	0			0						4
Blalock, Sybil	10		5				1	1			0						11
Bloom, Coretta	12		0				0	0			0						0
Dean, Paula	30		4				6	7			0						14
Duckworth, Tesa	24		2				2	2			0						6
Forest, Augusta	31		2				3	5			0						7
Hardy, Bertha	33		6				5	8			0						17
Smallwood, Sandra	34		5				3	5			0						13
Swilley, Kathy	5	Name not in Newspaper															0
Williams, Cindy	11		0				0	0			0						0
Adjustment		240											16				
Totals		240	27	0	0	0	25	36	0	0	0	0	16	0	0	0	79
			FG%	#####			FT%	69.4%	Team Rebs								
Special Notes:																	
Technical: Coach Butch vanBreda Kolff & Kathy Swilley																	

So how important was this game to New Orleans?

"This was kind of a different game," said Smallwood. "We knew we were in the playoffs (by virtue of a 104-97 home win over San Francisco last Thursday.) I don't want to say this game was insignificant, but in attitude, it was more like a scrimmage-type thing."

For the Fillies the next step was to wait for the results of the Cornets game in Milwaukee that night. In short, the Cornets showed up and the Does didn't.

Iowa secured their 24-12 record with a 27-14 1st quarter, a 32-16 2nd quarter (59-30 halftime), a 27-22 3rd quarter, and a 20-21 4th quarter for a 106-73 victory.

The end of the season standings looked like this:

Eastern				Midwest				Western			
New York	28	7	.800 ---	Iowa	24	12	.667 ---	Houston	19	14	.576 ---
New Orleans	22	13	.629 6.0	Minnesota	22	12	.647 1.0	San Fran.	18	18	.500 2.5
New Jersey	19	17	.528 9.5	Chicago	17	19	.472 7.0	Dallas	7	28	.200 11.0
St. Louis	15	21	.417 13.5	Milwaukee	10	24	.294 13.0				
Washington	3	7	.300 - Disbanded					California	11	17	.393 - Disbanded
Philadelphia	2	8	.200 - Disbanded								

Minnesota completed their second season with the 3rd best record in the league at 22-12. They also were 6th in the WBL in average attendance with 1,526. Their crowd of 4,917 was their best ever.

Statistically the Fillies regular season results were as follows:

	At Home			On Road			TOTALS		
New Jersey	2-0	194	178	0-1	108	114	2-1	302	292
New York	0-1	103	106	0-1	97	114	0-2	200	220
Philadelphia	0-0	0	0	1-0	104	84	1-0	104	84
Washington	0-0	0	0	1-0	95	79	1-0	95	79
Chicago	2-0	210	157	1-1	198	199	3-1	408	356
Iowa	2-1	291	279	0-2	178	234	2-3	469	513
Milwaukee	2-0	171	154	1-1	193	182	3-1	364	336
St. Louis	2-0	188	162	1-1	172	160	3-1	360	322
California	1-0	114	74	0-0	0	0	1-0	114	74
Dallas	1-0	93	90	1-0	102	91	2-0	195	181
Houston	0-1	96	97	0-1	83	85	0-2	179	182
New Orleans	2-0	188	172	1-0	107	102	3-0	295	274
San Francisco	0-1	80	94	1-0	116	109	1-1	196	203
	14-4	1,728	1,563	8-8	1,553	1,553	22-12	3,281	3,116
	.778	96.0	86.8	.500	97.1	97.1	.647	96.5	91.7

For the regular season the following are the team's statistics:

Player	No.	GP	Min	M.p.G	FGM	FGA	FG %	3FGM	3FG	FTM	FTA	FT %	Off Reb	Def Reb	Tot Reb	Reb Avg	Ast	Ast Avg	PF	PF Avg	Stl	TO	TO Avg	BS	PTS	Avg	Eff. Rat.	College	Ht.	
Booker, Gerry	55	3	32	10.67	4	12	0.333			2	7	0.286	8	8	16	5.33	3	1.00	7	2.3	0	4	1.33	1	10	3.33	0.875	Benedict College	5'11"	
Burdick, Randi	25	6	57	9.50	4	9	0.444			5	6	0.833	0	1	1	0.17	3	0.50	11	1.8	2	8	1.33	1	13	2.17	0.246	Montclair State	5'6"	
Collins, Sheila		2	12	6.00	0	0	0.000			1	2	0.500	1	1	2	1.00	1	0.50	5	2.5	0	3	1.50		1	0.50	0.167	Rutgers	5'1"	
DeBoer, Kathy	21	28	685	24.46	74	187	0.396			41	59	0.695	45	111	156	5.57	71	2.54	86	3.1	28	61	2.18	6	189	6.75	0.663	Michigan State Univ.	5'10"	
DeLorme, Scooter	32	34	1,122	33.00	109	230	0.474	1	4	103	137	0.752	21	70	91	2.68	148	4.35	90	2.6	51	103	3.03	1	322	9.47	0.586	Charleston College	5'4"	
Hawkins, Kathy	13	9	122	13.56	9	20	0.450			9	12	0.750	8	10	18	2.00	7	0.78	14	1.6	12	10	1.11	2	27	3.00	0.500	Univ. of Nebraska	5'6"	
Jamison, Karen	15	4	38	9.50	1	5	0.200			0	0	0.000	0	1	1	0.25	2	0.50	6	1.5	2	4	1.00		2	0.50	0.132	Univ. of Kansas	5'7"	
Keeley, Marguerite	45	20	342	17.10	47	128	0.367			22	31	0.710	16	45	61	3.05	25	1.25	33	1.7	8	18	0.90	4	116	5.80	0.635	Wichita State Univ.	6'1"	
Kocurek, Marie	42	32	1,097	34.28	284	532	0.534			139	195	0.713	80	179	259	8.09	47	1.47	160	5.0	58	99	3.09	21	707	22.09	0.929	Wayland Baptist	6'1"	
Mason, Debbie	13	12	257	21.42	32	65	0.492	0	1	31	42	0.738	12	16	28	2.33	26	2.17	25	2.1	12	38	3.17	1	95	7.92	0.580	Queens College	5'5"	
Montgomery, Pat	53	34	1,158	34.06	237	524	0.452			146	193	0.756	107	162	269	7.91	43	1.26	143	4.2	36	97	2.85	11	620	18.24	0.789	Utah State Univ.	6'1"	
Owens, Katrina	33	31	706	22.77	74	170	0.435	0	1	36	68	0.529	111	190	301	9.71	30	0.97	54	1.7	13	38	1.23	50	184	5.94	0.737	Fayetteville State Univ.	6'5"	
Roberts, Patricia	44	10	191	19.10	35	87	0.402			9	11	0.818	8	31	39	3.90	20	2.00	27	2.7	15	18	1.80	3	79	7.90	0.812	Univ. of Tennessee	6'1"	
Sharps, Denise	10	11	231	21.00	35	88	0.398			12	24	0.500	17	16	33	3.00	22	2.00	42	3.8	17	23	2.09	3	82	7.45	0.662	Indiana State Univ.	5'10"	
Timperman, Janet	12	32	598	18.69	81	196	0.413	0	3	28	44	0.636	36	51	87	2.72	42	1.31	72	2.3	33	65	2.03	3	190	5.94	0.550	Univ. of Kentucky	5'10"	
Wahl-Bye, Sue	24	15	114	7.60	12	41	0.293			6	12	0.500	1	10	11	0.73	2	0.13	9	0.6	3	10	0.67		30	2.00	0.333	St. Cloud State	5'8"	
Wellen, Nancy	13	6	53	8.83	2	13	0.154			2	2	1.000	1	2	3	0.50	5	0.83	4	0.7	0	7	1.17		6	1.00	0.226	Luther College	5'7"	
Wilson, Donna	11	34	1,395	41.03	252	540	0.467	1	1	103	127	0.811	104	110	214	6.29	126	3.71	99	2.9	71	86	2.53	7	608	17.88	0.759	Gainesville J.C.	5'7"	
	34		8,210		1,292	2,847	0.454	2	10	695	972	0.715	576	1,014	1,590	46.76	623	18.32	887	26.09	361	692	20.35	114	3,281	96.50	0.705			

1979 – 1980 PLAYOFFS

Financially the playoff arrangements were going to work out. Instead of the two teams flying to New Orleans, playing game one, and then flying back to Minnesota for games two and three, they were both where they needed to be and ready to play.

During the regular season these teams met three times:

Dec. 17 in New Orleans	Minnesota (9-1)	107	New Orleans (5-5)	102
Jan. 17 in Minnesota	Minnesota (12-5)	100	New Orleans (9-9)	93
Mar. 16 in Minnesota	Minnesota (21-12)	88	New Orleans (22-12)	79

Everything pointed toward the Fillies winning. The 3-0 series dominance and what should have been the home court advantage. But that part was taken away in the extra game negotiations.

Was it hard to begin a playoff against a team you just played two days ago? Both opening series had this scenario, as the San Francisco Pioneers beat the Houston Angels in the last game, in Houston, and now had to face them again.

Whatever familiarity the Fillies had with their home court advantage didn't exist. The Tuesday March 18th game was going to be played in an unfamiliar location. Williams Arena, on the campus of the University of Minnesota, was the "home court."

Historically in the WBL, playoff games often ended up being played in unusual spots. Why? Teams contracted for arena use for a season with no thoughts of the playoffs. So, in most cases arenas weren't always available for a playoff game.

Examples:

1978-79	Iowa's 1 st round games were played in Ankeny, Iowa
1978-79	Houston's Final Championship game was played at Hofheinz Pavilion
1979-80	Minnesota's 1 st & 2 nd round games were played in Williams Arena
1979-80	Iowa's 2 nd round games were played at Coe College
1979-80	New York's 2 nd round & Finals played at Queens College
1979-80	Iowa's Finals played at Grandview College & Coe College
1980-81	New Jersey's 1 st round game played at St. Peter's College
1980-81	Nebraska's Final Game played at University of Nebraska-Omaha. (played there 2x)

The Playoffs. Win or Go Home. A time to show everyone who you are. In only two days the Fillies' fans abandoned their team. For a team that averaged 1,526 fans, of which their lowest was 500, how was it possible that only 400 could figure out where the University of Minnesota was?

How was this possible? Had the Fillies run out of money? Was Williams Arena a last second location and they didn't have time to get the word out. (Remember this is pre-internet days!)

Despite the non-existent crowd the Fillies responded. After the score was tied at 10 they went on a 20-8 run to take a 30-18 1st quarter lead. Whatever adjustments the Pride thought they made from the last game, weren't seen in the 1st quarter. The Fillies held off the Pride as they put together a 33-26 2nd quarter which meant the Fillies only had a 56-51 half time lead.

In the 3rd quarter the Fillies were held to 12, while the Pride could only score 16. The score had dwindled to 68-67 for the Fillies and set up for a wild 4th quarter.

The teams traded baskets for 9 minutes and 28 seconds, but with 2:32 left the Pride took the lead at 87-86. The Fillies were then forced to foul to try and trade missed free throws for buckets. Yet seven of the last nine Pride points were from the line. Trailing 94-90 and 11 seconds left there was some hope, but Paula Dean's two free throws sealed the deal for the Pride at 96-90.

All the advantages the Fillies had, undefeated and playing at home died with the 96-92 final score. The Fillies would now have to battle a Pride team that was confident and playing at home.

Comments made by winning players in the locker room, after the end of the season win) can sometimes come back to haunt a team. The following quotes were attributed to All-Star and All-Pro Marie Kocurek after the 88-79 victory:

"They have no defense on the inside," said Kocurek. "They don't have anybody intimidating," said Kocurek. "They don't have anybody over six feet, so I know they can't block my shot like K.O (Katrina Owens) can in practice."

The Fillies were led by Donna Wilson's 19 and Marie Kocurek's 16, including a perfect 8 for 8 from the line.

For the Pride's Bertha Hardy when she read Kocurek's comments about the Pride having no inside defense, she took it personally. Hardy made Kocurek work for all four of her baskets as Kocurek needed 15 shots to make them. While Hardy was putting the clamps on Kocurek, she was also busy at the offensive end by scoring 31 points, including 13 of 15 from the line.

Minnesota Fillies																	Team Ge
Name	No.	Min	FGM	FGA	3-M	3-A	FTM	FTA	OFR	DFR	Tot Rb	Ast	PF	St	TO	BS	Pts
DeBoer, Kathy	21		4				6	7			0						14
DeLorme, Scooter	32		6				0	0			0						12
Kocurek, Marie	42		4	15			8	8			0						16
Mason, Debbie	13		0				0	0			0						0
Montgomery, Pat	53		3				4	4			0						10
Owens, Katrina	33		3				3	4			0						9
Roberts, Patricia	44		2				0	0			0						4
Sharps, Denise	10		4				0	3			0						8
Timperman, Janet	12		0				0	0			0						0
Wilson, Donna	11		6				7	8			0						19
Wellen, Nancy	14?	Name not in Box Score															0
Adjustment		240		69									31				
Totals		240	32	84	0	0	28	34	0	0	0	0	31	0	0	0	92
			FG%	38.1%			FT%	82.4%	Team Rebs								

New Orleans Pride																	Team Ge
Name	No.	Min	FGM	FGA	3-M	3-A	FTM	FTA	OFR	DFR	Tot Rb	Ast	PF	St	TO	BS	Pts
Anderson, Katrina	22		0				0	0			0						0
Ard, Wanda	15		1				4	4			0						6
Blalock, Sybil	10		3				4	4			0						10
Bloom, Coretta	12		2				1	2			0						5
Dean, Paula	30		2				5	7			0						9
Duckworth, Tesa	24		2				0	0			0						4
Forest, Augusta	31		7				6	9			0						20
Hardy, Bertha	33		9	17			13	15			0						31
Smallwood, Sandra	34		3				1	2			0						7
Swilley, Kathy	5	Name not in Newspaper															
Williams, Cindy	11		1				2	2			0						4
Adjustment		240		47									22				
Totals		240	30	64	0	0	36	45	0	0	0	0	22	0	0	0	96
			FG%	46.9%			FT%	80.0%	Team Rebs								

Over in the other first round playoff series, on March 17th, the Houston Angels took the first step to defending their WBL crown with a 90-75 victory over the San Francisco Pioneers.

The Western Division's next game also took place before the 2nd Fillies-Pride game. So, on Thursday March 20th the Pioneers tied their series at 1-1 with a 93-82 win.

The Pride's front office made sure the people of New Orleans were aware of what was going on. Often when people live in the WBL bubble you think everyone in the city, in the state, and in the nation are paying attention to you and know what is happening in the WBL.

So simple things like: PLAYOFF FEVER & 2nd GAME are vastly important to the curious.

The Fillies knew they had a big hole to climb out of. In this case there would be no home court advantage. The Pride had won their last 10 in a row when playing at Tulane University. They Fillies were also going to play without their playmaking guard Scooter DeLorme. After scoring 12 points in the 1st game loss, Scooter's remained in Minnesota with an injury.

While the Fillies were on their way to New Orleans, Gordon Nevers, let the newspapers know that he was ready to offer a basketball contract to a Minnesota star named Janet Karvonen. The only trouble was Janet hadn't graduated high school yet, but her nationwide reputation proceeded her. It was hard to tell how serious Nevers' idea was, because the men's pro leagues (NBA & ABA) had signed three high schoolers by 1980.



All-American
New York Mills senior forward Janet Karvonen has been named to the first team of Parade magazine's girls' high school All-American team. The magazine ranked her the second-best college prospect in the nation behind Mary Ostrowski of Parkersburg, W.Va.

The Friday March 21st game attracted 2,672 fans to an arena that sat only 4,100. This was the Pride's largest crowd at Tulane. The Fillies kept focused on their game plan and ignored the crowd. Then a new obstacle arose when at the 4:01 mark of the 1st quarter Patty Montgomery picked up her third foul. With Trish Roberts

playing limited minutes and with Montgomery on the bench the Pride, behind Bertha Hardy, ripped off nine straight points out to turn a 13-12 deficit into a 21-13 lead. Keeping control of this "win-or-go-home" game was vital to Coach Kunze. The Fillies trailed 25-15 after one quarter.

The Fillies crawled back and cut four points off by half time as they only trailed 45-39 at the half.

The Fillies made some half-time adjustments and one of them was realizing they were not getting any calls. This was obvious when the final stats showed the Pride with 25 free throws made, on 48 shots, while the Fillies only made 11 on an unknown number of shots. (If they shot as poorly as the Pride then it was below 20 shots.)

Minnesota came out and ripped off an 11-4 run which gave them the lead of 50-49 at the 8:00 mark. It was now up to the Fillies to hold the lead, but the Pride responded with a 13-6 run to take a comfortable 62-56 lead. The teams played evenly for the rest of the quarter, so the Pride still held a 69-63 lead going into the 4th quarter.

Remembering Marie Kocurek's comments about the Pride's lack of height the Fillies' 4th quarter strategy was simply to go to their #1 pick in the draft, 6'5" Katrina Owens. As the two teams fought evenly all quarter it was in the final minutes that Owens scored six points. Then with :28 left she scored her 8th point of the quarter to tie the game at 83.

Paula Dean hit a 15-footer with :14 left to give the Pride the lead, 85-83. Then with :04 left Owens scored from underneath for her 10th point of the quarter and an 85-85 tie. Overtime! Win or Go Home for the Fillies and they were able to prolong the season with overtime. They accomplished this even with the unbelievable free throw discrepancy.



Pride center Augusta Forest, left receives a forearm from Fillies center Katrina Owens

The teams traded baskets, with Katrina Owens getting six of those points, until the score was tied at 93 with 1:47 left in OT. Then a Pride turnover, turned into two Fillies' free throws to give Minnesota a 95-93 lead.

The Pride had a chance to tie the score when Augusta Forest was fouled with 1:03 and was given three free throws. She missed all three. Owens scored again with :03 left for the 97-93 final score. Game three was in two days on March 23rd.

The Fillies played with the heart of a champion as they had six, and almost a seventh, of their eight players score in double digits. Katrina Owens came through with 18 points and 12 rebounds. While Kocurek was next highest with 16 points, again, it was Debbie Mason, returning from a leg injury, who took DeLorme's spot, by playing 47 minutes, scoring 12 points, handing out nine assists and getting five steals.

The Pride had everything in their favor: their own home court, a great crowd and an extraordinary number of free throws. Probably around 48 to 18.

The Pride were led by Bertha Hardy's 27 and Augusta Forest's 22 and Paula Dean's 15.

Minnesota Fillies																	Team Ge
Name	No.	Min	FGM	FGA	3-M	3-A	FTM	FTA	OFR	DFR	Tot Rb	Ast	PF	St	TO	BS	Pts
DeBoer, Kathy	21		3				3				0		6				9
DeLorme, Scooter	32										0						0
Kocurek, Marie	42		5				6				0						16
Mason, Debbie	13	47	6				0				0	9		5			12
Montgomery, Pat	53		6				2				0		3 <at least				14
Owens, Katrina	33	28	9				0			12	12						18
Roberts, Patricia	44		1				0				0						2
Sharps, Denise	10		7				0				0						14
Timperman, Janet	12										0						0
Wellen, Nancy	14?										0						0
Wilson, Donna	11		5				0				0						10
Adjustment		190	1										25				2
Totals		265	43	105	0	0	11	0	0	12	12	9	34	5	0	0	97
			FG%	41.0%			FT%	#DIV/0!	Team Rebs								

New Orleans Pride																	Team Ge
Name	No.	Min	FGM	FGA	3-M	3-A	FTM	FTA	OFR	DFR	Tot Rb	Ast	PF	St	TO	BS	Pts
Anderson, Katrina	22		1				2				0						4
Ard, Wanda	15	Name Not in Newspapers									0						0
Blalock, Sybil	10		5				0				0						10
Bloom, Coretta	12	Name Not in Newspapers									0						0
Dean, Paula	30		7				1			14	14						15
Duckworth, Tesa	24		0				2				0						2
Forest, Augusta	31		8	20			6	17 < at least			0						22
Hardy, Bertha	33		8				11				0						27
Smallwood, Sandra	34		5				1				0						11
Swilley, Kathy	5	Name not in Newspaper									0						0
Williams, Cindy	11										0						0
Adjustment		265		58			2	31					18				2
Totals		265	34	78	0	0	25	48	0	14	14	0	18	0	0	0	93
			FG%	43.6%			FT%	52.1%	Team Rebs								

In the other playoff series, the Pioneers travelled back to Houston and finished off the defending World Champion Houston Angels, 98-95.

The next, and last, game was on Sunday March 23rd and Gordon Nevers made sure that Scooter DeLorme would be down in New Orleans for game three. He had her on the first available flight to New Orleans.

The Fillies went into the game confident knowing they could overcome a big crowd and anything the refs threw at them. For the Pride, even though they lost a vital game in overtime, they knew they could beat the Fillies.

The Pride's front office was positive the city of New Orleans was aware of the Pride and the playoffs. So, the day before the game the newspaper articles said the team was looking forward to 3,000 to 3,500 fans.

Instead, the Sunday March 23rd game brought in their usual 1,737. From my point of view the idea that people would return once they've been exposed to the product was proving to be a fallacy in New Orleans. After an exciting game on Friday what is better than a Winner Take All Final?

The 1st quarter began with the Fillies leading 17-13. Then in a flip-flop from Friday's game, when the Fillies lost Patty Montgomery, the Pride lost their All-Star Augusta Forest to fouls with 4:46 left. At the end of the 1st quarter the Fillies had a 28-24 lead.

The Minneapolis papers gave no worthy content to this game, so from a Pride perspective this is what happened next. In the 2nd quarter the Pride fought back. The rarely used Katrina Anderson, who was in for Augusta Forest, scored 11 points and got three steals. Wanda Ard, who did not play in the overtime game, came through with three quick points to put the Pride up 50-45 with 3:00 left.

Katrina Owens then duplicated her Friday efforts with two baskets to make the score 50-49. Later, Paula Dean, who scored 10 in the first half, hit a 20-footer to give the Pride a 52-51 lead with seven seconds left. But Debbie Mason heaved up a 35-footer with two seconds left to give the Fillies their 54-52 lead. This was the first playoff 3-pointer in WBL history.

The third quarter began for the Pride with a refreshed Augusta Forest, who only played eight minutes and had four points in the first half. The Pride were also intent on ramping up the defense and shutting down the Fillies. The Pride succeeded as they held the Fillies to just 13 3rd quarter points. The 20 points the Pride scored gave them a 72-67 lead going into the 4th quarter.



—Staff Photo by Ellis Luci
FOUL! — Sandra Smallwood of the New Orleans Pride grimaces after being fouled by Minnesota's Janet Timperman during

The defense by both teams continued as the Fillies outscored the Pride 17-15 through the first ten minutes. Yet an 87-84 lead with 2:05 meant the game was up for grabs, especially because the Pride had been coughing up the ball to the tune of six turnovers in the 4th quarter.

In the last two minutes the game began to turn when Denise Sharps, a playoff experienced February 20th acquisition, took over the game along with Marie Kocurek.

Sharps had only five points going into the last two minutes, but then she completed a three-point play with 1:43 left to tie the score at 87. After another Pride turnover a Marie Kocurek jumper made it 89-87. The Pride tied it at 89, when Sharps scored again to make it 91-89.

Augusta Forest responded with an eight-footer to tie it again at 91. Overtime was looming again for these two teams.

Marie Kocurek then gave the Fillies a 93-91 lead with 37 seconds. After a missed Pride shot, they were forced to foul to preserve time. Both Sharps and Kocurek made two free throws each to seal the 97-91 Minnesota victory.

For the Fillies Kocurek had 25 points and nine rebounds, while Debbie Mason had 21 points and either four or five steals in 44 minutes of action.

Looking backwards the Fillies were 18-9 on February 29th, when Debbie Mason injured her knee. They then went 5-4 in the regular season and 0-1 in the playoffs without her. And two of those four losses were by one point each. The difference between a first round bye and playing in the first round might have been a Debbie Mason injury. Either way, the Fillies would be taking on the Iowa Cornets no matter what place they were in.

The Pride's top scorer for the last time was Forest with 18. Paula Dean had 14, and four others scored 12 each.

Minnesota Fillies																	Team Ge
Name	No.	Min	FGM	FGA	3-M	3-A	FTM	FTA	OFR	DFR	Tot Rb	Ast	PF	St	TO	BS	Pts
DeBoer, Kathy	21		3				0				0		6				6
DeLorme, Scooter	32		0				1				0						1
Kocurek, Marie	42		8				9				0						25
Mason, Debbie	13	44	6		1		6				0			4 or 5			21
Montgomery, Pat	53		8				1				0		6				17
Owens, Katrina	33		5								0						10
Roberts, Patricia	44		1				0				0						2
Sharps, Denise	10		5				3				0						13
Timperman, Janet	12										0						0
Wellen, Nancy	14?										0						0
Wilson, Donna	11		1				0				0						2
Adjustment		196											23				
Totals		240	37	0	1	0	20	0	0	0	0	0	35	0	0	0	97
			FG%	#####			FT%	#DIV/0!	Team Rebs								

New Orleans Pride																	Team Ge
Name	No.	Min	FGM	FGA	3-M	3-A	FTM	FTA	OFR	DFR	Tot Rb	Ast	PF	St	TO	BS	Pts
Anderson, Katrina	22		5				2				0			3 <at least			12
Ard, Wanda	15		2				2				0						6
Blalock, Sybil	10		5				2				0						12
Bloom, Coretta	12		1				3				0						5
Dean, Paula	30		6				2				0						14
Duckworth, Tesa	24	Name not in Newspaper									0						0
Forest, Augusta	31		7				4				0		3 <at least				18
Hardy, Bertha	33		3				6				0		6		1 <at least		12
Smallwood, Sandra	34		4				4				0						12
Swilley, Kathy	5	Name not in Newspaper									0						0
Williams, Cindy	11										0						0
Adjustment		240											18		6	<at least	
Totals		240	33	0	0	0	25	0	0	0	0	0	27	3	7	0	91
			FG%	#####			FT%	#DIV/0!	Team Rebs								

Unfortunately, the box scores above are not 100% accurate. This was because the Times-Picayune had a limited box score that didn't add up correctly for either individuals or the teams. The Minnesota Tribune had totals for the players, but no break down. But at least they added up to the right final totals. Therefore, I had to do my best to combine the two to create a close to accurate box score.

Announcing The First Annual
MYCHAL THOMPSON
Basketball Camp For Girls 9-18

Guest Stars include:
Julius "Dr. J." Erving, Philadelphia 76ers.
Ervin "Magic" Johnson, Los Angeles Lakers.
"Goose" Lockhart, Harlem Globetrotters PLUS Coach Terry Kunze and the stars of the MINNESOTA FILLIES

- Camp at beautiful St. Paul Academy in St. Paul
- Excellent instructional program
- Good food and living quarters at College of St. Catherine
- FREE CAMP T-SHIRT, PHOTO and MYCHAL THOMPSON BASKETBALL
- Special contests, games, programs

CALL OR WRITE FOR FREE BROCHURE
International Sports Management Corp.
701 York Av.,
Maple, MN 55435 Ph (612) 835-0064

"LEARN FROM THE PROS"

Mychal Thompson
THREE WEEKS
June 22-27
July 5-11
July 13-18

MYCHAL THOMPSON
BASKETBALL

For 8116

Even in the midst of the playoffs the Fillies had to think ahead as they were already planning to play a significant role in the off season and with the future of women's basketball. Coach Kunze and several players would be part of a local legend, Mychal Thompson's 1st Basketball Camp for Girls.

The next series between the Fillies and Cornets would be a two of three series with the Cornets getting the two home games.

Through February the Cornets and Fillies were tied at two wins apiece and the Cornets had a slight 388-384 point differential. Then the March 2nd 125-85 blowout changed the land scape and might have given the Cornets a psychological advantage in the playoffs.

The first game would be played at the Williams Arena, again, where the Fillies were 0-1. While the attendance more than doubled from their previous game to 1,000, this was still FAR below their season average of 1,526. There must have been tremendous disappointment, but the players were there to win for themselves.

The Cornets hadn't played in 11 days, and you could bet the Fillies were going to be sure that Molly Bolin didn't get warmed up against them. Molly had been averaging 40.6 a game against the Fillies. Coach Kunze told them to be more aggressive and dive after every loose ball

So, the Fillies made sure their two All-Stars, Marie Kocurek and Patty Montgomery, got the ball often. This way they were able to jump out to 20-10 lead at about the halfway point (5:55). At this point the Fillies went on a 16-0 run. The quarter ended with the Fillies holding a 36-13 lead. Kocurek was five of seven from the field and Montgomery was four of six, for at least 18 of the points. Coach Kirk said the game was lost in the first six minutes, because Minnesota played their game and Iowa didn't.



With a fallen teammate blocking out a Fillee, Iowa's Molly Bolin drove for hoop

The Fillies gave up eight points as they were outscored 29-21, but Minnesota still had a 57-42 half time lead. The Minnesota offensive rebound advantage of 16-3 kept the Cornets from getting their running game going. Offensively Molly Bolin had 18 at the half, which was on par with her other Minnesota performances.

The Cornets trimmed the margin to 10, 57-47, early in the third quarter, but then the Fillies went on another 16-0 tear, which ended up as a 31-14 quarter and an 88-56 lead. The words of Terry Kunze after the Cornets' 40 point blowout and Molly's 55 points was probably a rallying cry.

After three quarters Iowa Coach Steve Kirk waved the white flag and pulled his five starters in the 4th quarter. So, the 4th quarter was a battle of the subs and the Cornets won 31-20. The 108-87 final score looked respectable in the scorebooks.

In her quiet and consistent way Donna Wilson led the team with 21 points, while Trish Roberts, Marie Kocurek, and Patty Montgomery had 17 each. Montgomery and Katrina Owens also pulled down 10 rebounds each.

For the Cornets Molly Bolin led the way with 22, in just three quarters, while a late season (Feb 20th) acquisition from the St. Louis Streak, Tonyus Chavers had 17. No other Iowa player had double figures.

Minnesota Fillies																	Team Ge
Name	No.	Min	FGM	FGA	3-M	3-A	FTM	FTA	OFR	DFR	Tot Rb	Ast	PF	St	TO	BS	Pts
DeBoer, Kathy	21		2				1	1			0						5
DeLorme, Scooter	32		2				4	5			0						8
Kocurek, Marie	42		7				3	4			0						17
Mason, Debbie	13		1				2	2			0						4
Montgomery, Pat	53		8				1	3		10	10						17
Owens, Katrina	33		5				2	2		10	10						12
Roberts, Patricia	44		7				3	3			0						17
Sharps, Denise	10		3				1	4			0						7
Timperman, Janet	12		0				0	0			0						0
Wellen, Nancy	14?		0				0	0			0						0
Wilson, Donna	11		10				1	1			0						21
Adjustment		240		98					16	27			30		13		
Totals		240	45	98	0	0	18	25	16	47	20	0	30	0	13	0	108
			FG%	45.9%			FT%	72.0%	Team Rebs								

Iowa Cornets																	Team Ge
Name	No.	Min	FGM	FGA	3-M	3-A	FTM	FTA	OFR	DFR	Tot Rb	Ast	PF	St	TO	BS	Pts
Bolin, Molly	30		9				4	4			0						22
Chavers, Tonyus	20		6				5	5			0						17
Draving, Doris	50		2				3	4		8	8						7
Eckroth, Mo	22		2				2	2			0						6
Green, Anita	12		2				0	0			0						4
Hodgson, Pat	34		1				6	9			0						8
Kunzmann, Connie	44		3				3	4			0						9
Lewis, Charlotte	52		1				1	3			0						3
Thomas, Debra K.	40		1				4	4			0						6
Tucker, Robin	10		2				1	1			0						5
Adjustment		240		74					3	14			23		13		
Totals		240	29	74	0	0	29	36	3	22	8	0	23	0	13	0	87
			FG%	39.2%			FT%	80.6%	Team Rebs								

As the Fillies traveled to Cedar Rapids they couldn't afford to think that the next game would be like the last one. There were several advantages for the Cornets. First they were playing this game at their regular practice facility, Coe College.

(Ed: Coe College was the home of NBA coach Bill Fitch – who was the creator of the Efficiency Rating that you will see used occasionally)

So, while the Cornets played all their games at the 5 Seasons in Cedar Rapids or the Veterans Memorial Auditorium in Des Moines, they knew this facility best. Also, in their two year history they had never lost a game in Cedar Rapids. This gave them a 13-0 record.

Everyone realized that these two teams hated each other and the games got as physical as the refs would allow it. In fact, Patty Montgomery missed the last 13 minutes of the last game after taking an elbow from Charlotte Lewis. Also, Iowa's Pat Hodgson still had two black eyes from the broken nose she received from the Fillies in February.

The Saturday March 29th game attracted 2,114 to an arena that sat about 2,800. The two teams were tied at 7-7 and 9-9, but then the Cornets ran off 10 straight to lead 19-9. With the help of Molly Bolin's 16 1st quarter points the Cornets took a 37-24 and the Fillies had to be panicking. This was what they were afraid of.

The 2nd quarter was about a repeat of the first as Bolin scored 19, to give her 35 by half time. The Fillies were outscored 34-26 to go into the half trailing 71-50.

The third quarter saw very little defense as the Cornets again put up 37 with Molly sitting on the bench for most of the quarter. The Fillies scored 34 which made the score 108-84. We don't know if Coach Kunze pulled his players in the 4th quarter to prepare for the Monday final.

In the end the Cornets evened the series with a 128-111 victory. The 128 set a WBL playoff record. Bolin set a WBL playoff record with 50 points.

The projection that this was going to be a rough physical game was confirmed with the following stats:

Each team was called for 39 personal fouls and three players fouled out. Kunzman and Mo Eckroth for Iowa and Trish Roberts for Minnesota. Several players had five fouls. And those fouls were responsible for the 115 free throw shot, Iowa making 38 of 52, Minnesota converting 43 of 63.

The Fillies had six players with double figures: Roberts 20, Kocurek 16, DeLorme 15, DeBoer & Mason 11, and Timperman 10.

The Cornets also had six with double digits: Bolin 50, Green 18, Lewis & Kunzmann 13, and Draving & Hodgson 12. Coach Kirk said the difference in this game was the work of the big people. Draving had 15 rebounds and Lewis had 14 which allowed the team to get their running game going and open shots for Bolin.

Minnesota Fillies																	Team Ge
Name	No.	Min	FGM	FGA	3-M	3-A	FTM	FTA	OFR	DFR	Tot Rb	Ast	PF	St	TO	BS	Pts
DeBoer, Kathy	21		3				5	8			0		4	1st half			11
DeLorme, Scooter	32		5				5	7			0						15
Kocurek, Marie	42		5				6	8			0		4	1st half			16
Mason, Debbie	13		2				7	9			0		4	1st half			11
Montgomery, Pat	53		2				3	4			0						7
Owens, Katrina	33		1				2	4			0						4
Roberts, Patricia	44		8				4	5			0		6				20
Sharps, Denise	10		3				0	0			0						6
Timperman, Janet	12		2				6	10			0						10
Wellen, Nancy	14?		1				0	0			0						2
Wilson, Donna	11		2				5	8			0						9
Adjustment		240		91					0	58			21		23		
Totals		240	34	91	0	0	43	63	0	58	0	0	39	0	23	0	111
			FG%	37.4%			FT%	68.3%	Team Rebs								

Iowa Cornets																	Team Ge
Name	No.	Min	FGM	FGA	3-M	3-A	FTM	FTA	OFR	DFR	Tot Rb	Ast	PF	St	TO	BS	Pts
Bolin, Molly	30	37	18	29			14	18			0						50
Chavers, Tonyus	20		1				2	3			0						4
Crevier, Tanya	24		0				0	0			0						0
Draving, Doris	50		5				2	3		15	15						12
Eckroth, Mo	22		1				0	0			0		6				2
Green, Anita	12		5				8	9			0						18
Hodgson, Pat	34		6				0	0			0						12
Kunzmann, Connie	44		4				5	8		5	5		6				13
Lewis, Charlotte	52		4				5	9		14	14						13
Thomas, Debra K.	40		1				0	0			0						2
Tucker, Robin	10		0				2	2			0						2
Adjustment		203		61							22		27		25		
Totals		240	45	90	0	0	38	52	0	34	56	0	39	0	25	0	128
			FG%	50.0%			FT%	73.1%	Team Rebs								

The next, and last, game was to be Monday March 31st, also at Coe College.

General Manager, and former coach, Rod Lein liked the games being played at Coe College. This was because the team was struggling financially. After the team was sold to Dick Vance, by original owner George Nissen, they were finding this wasn't as easy as they thought. To Lein the \$500 rental fee for Coe's use was so much better than the \$2,000 game fee at Veterans or 5 Seasons.

While no one ever wants to see their team lose, for Rod Lein the financial issues weighed heavily. He knew that if the Cornets successfully went to the finals then it cost them another \$10,000 for arena rent, travel, meal money, and accommodations. The latest crowd of 2,114, was actually 1,791 paying customers and at \$6 each that generated only \$10,746. To the players the games were all that mattered, to the front office there was a myriad of items that always had to be considered.


On the morning of game three it shouldn't have surprised any real followers of the Minnesota Fillies to see the following headline in the Minneapolis Star:

Stopping Bolin Key to Fillies Title Hopes

Coach Kunze felt that Molly's 50 was the key to their victory. Yet the Cornets turned their first 10 offensive rebounds into 20 points and established the game pattern. This meant Iowa was playing their game. The plan was to force Bolin away from the basket. Unfortunately, Donna Wilson had a pulled muscle and Katrina Owens had a sore elbow.

The crowd of 1,845 in the small arena was nice for the home team, but it was surprising that with a spot in the WBL Finals on the line, why was the crowd less than the last game? Maybe it was the Monday jinx that kept teams from scheduling games on Mondays.

Iowa began the game with a 24-17 1st quarter lead, which was assisted by three fouls called on both Denise Sharps and Donna Wilson. In the 2nd quarter the Fillies fell behind by 10 and sometimes 11 early on. But then the Fillies tied it at 32 with six minutes left. But four points from Bolin, and some steals from Sister Green gave the Cornets a 47-39 lead at the half.



The Fillies fell further behind, as Bolin came through with 12 3rd quarter points and Sister Green ran the offense so the Cornets had leads of 59-43 and 72-55.

But the Fillies fought back to 76-65 with Scooter DeLorme scoring 10 points after being shut out in the first half. Despite the 11-point difference the Fillies saw that the Cornets were quite capable of blowing big leads.

The Cornets got within striking distance at 87-79, but then Charlotte Lewis had a three point play and Sister Green added two more to give Iowa a 92-79 lead. But with 3:38 left the Fillies inserted former Cornet Nancy Wellen. Her presence and heady play helped the Fillies rip off 10 straight points.

Then with 23 seconds left the Fillies trailed 93-92 and they had possession of the ball. The Fillies were going to play for the last shot. Ex teammates Denise Sharps and Nancy Wellen passed the ball back and forth. Denise then took a short jumper, which rolled around the rim twice and was on the verge of going in but fell out. She then fouled Mo Eckroth on the rebound. Eckroth hit both free throws for the 95-92 Cornets' win and Fillies' loss.

To the Fillies they accomplished a couple of things. They held Bolin to 25 points and they had the ball in their hands in the last seconds to create their own destiny. In this case, they lost, but with no reason to hang their heads.

In regard to outside influences, like refs, the Fillies were called for 32 fouls while the Cornets were called for 31. Yet the Fillies' fouls turned into 50 Iowa free throws (37 made), while the Cornets' fouls turned into 33 Minnesota free throws (22 made).

After almost two years of rehab it was encouraging to see that the leading scorer in the last game was Trish Roberts with 17 points and 10 rebounds. In Trish's mind this was going to be her last game as she wanted to return to school to get her Master's Degree. Yet she left an opening for her future as she talked about good people that should be drafted this summer.

Without a play by play it would hard to interpret how the Cornets held Marie Kocurek to 6 points on two field goals and two free throws. Yet her fouling out probably played a huge role in her playing time.

It was also interesting that the three players who were All-Stars with the Fillies, Kocurek, Patty Montgomery, and Donna Wilson all fouled out. Minnesota also picked up two technicals and it is not known at what point in the game or if it played a role.

The Cornets were led by Molly Bolin's 25 and Sister Green's 18. Iowa also had two big people foul out, Doris Draving (12 points) and Connie Kunzmann (7 points). They also had a bench technical – which usually meant a zone defense.

Minnesota Fillies																	Team Ge
Name	No.	Min	FGM	FGA	3-M	3-A	FTM	FTA	OFR	DFR	Tot Rb	Ast	PF	St	TO	BS	Pts
DeBoer, Kathy	21		2				4	6			0						8
DeLorme, Scooter	32		5				5	7			0						15
Kocurek, Marie	42		2				2	3			0		6				6
Mason, Debbie	13		1				2	2			0						4
Montgomery, Pat	53		6				1	2			0		6				13
Owens, Katrina	33		2				1	2			0						5
Roberts, Patricia	44		6				5	7		10	10						17
Sharps, Denise	10		3				0	2			0		3 1st Qtr				6
Timperman, Janet	12										0						0
Wellen, Nancy	14?		2				0	0			0						4
Wilson, Donna	11		6				2	2			0		6				14
Adjustment		240		97									11				
Totals		240	35	97	0	0	22	33	0	10	10	0	32	0	0	0	92
			FG%	36.1%			FT%	66.7%	Team Rebs								
Special Notes:																	
Technical: Minnesota Bench & Minnesota Team (usually a zone defense)																	

Iowa Cornets																	Team Ge
Name	No.	Min	FGM	FGA	3-M	3-A	FTM	FTA	OFR	DFR	Tot Rb	Ast	PF	St	TO	BS	Pts
Bolin, Molly	30		9	24			7	8			0						25
Chavers, Tonyus	20		0				1	2			0						1
Draving, Doris	50		5				2	3			0		6				12
Eckroth, Mo	22		0				4	4			0						4
Green, Anita	12		6				6	10			0						18
Hodgson, Pat	34		3				10	15			0						16
Kunzmann, Connie	44		1				5	6			0		6				7
Lewis, Charlotte	52		3				2	2			0						8
Thomas, Debra K.	40		2				0	0			0						4
Tucker, Robin	10		0				0	0			0						0
Adjustment		240		38									19				
Totals		240	29	62	0	0	37	50	0	0	0	0	31	0	0	0	95
			FG%	46.8%			FT%	74.0%	Team Rebs								
Special Notes:																	
Technical: Iowa Bench																	

The Cornets went on to play the New York Stars in the finals and lost 3 games to 1.

The Fillies Playoff Stats were as follows:

Player	No.	GP	Min	M.p.G	FGM	FGA	FG %	3FGM	3FG	FTM	FTA	FT %	Off Reb	Def Reb	Tot Reb	Reb Avg	Ast	Ast Avg	PF	PF Avg	Stl	TO	TO Avg	BS	PTS	Avg	Eff. Rat.	
DeBoer, Kathy	21	6	155	25.83	17	45	0.378			19	26	0.731	17	21	38	6.33	31	5.17	26	4.3	5	20	3.33	2	53	8.83	0.890	
DeLorme, Scooter	32	5	124	24.80	18	32	0.563			15	21	0.714	9	7	16	3.20	9	1.80	10	2.0	13	9	1.80	0	51	10.20	0.718	
Kocurek, Marie	42	6	183	30.50	30	74	0.405			35	46	0.761	14	27	41	6.83	4	0.67	30	5.0	5	15	2.50	4	95	15.83	0.732	
Mason, Debbie	13	6	180	30.00	16	39	0.410	1	2	19	21	0.905	13	8	21	3.50	30	5.00	17	2.8	8	22	3.67	0	54	9.00	0.672	
Montgomery, Pat	53	6	157	26.17	32	78	0.410			15	20	0.750	19	23	42	7.00	8	1.33	29	4.8	6	5	0.83	4	79	13.17	0.879	
Owens, Katrina	33	6	159	26.50	24	56	0.429			8	12	0.667	24	30	54	9.00	3	0.50	13	2.2	5	9	1.50	18	56	9.33	0.704	
Roberts, Patricia	44	6	101	16.83	25	66	0.379			12	15	0.800	14	20	34	5.67	6	1.00	19	3.2	10	4	0.67	1	62	10.33	1.129	
Sharps, Denise	10	6	140	23.33	25	64	0.391	0	1	4	12	0.333	8	12	20	3.33	16	2.67	23	3.8	8	10	1.67	1	54	9.00	0.743	
Timperman, Janet	12	6	45	7.50	2	16	0.125			6	10	0.600	1	6	7	1.17	0	0.00	8	1.3	0	4	0.67	0	10	1.67	0.289	
Wellen, Nancy	13	3	32	10.67	3	8	0.375			0	0	#DND!	1	1	2	0.67	2	0.67	3	1.0	0	0	0.00	0	6	2.00	0.375	
Wilson, Donna	11	6	189	31.50	31	78	0.397			15	19	0.789	17	17	34	5.67	5	0.83	20	3.3	11	13	2.17	0	77	12.83	0.630	
	6		1,465		223	556	0.401	1	3	148	202	0.733	137	172	309	51.50	114	19.00	198	33.00	71	111	18.50	30	597	99.50	0.747	

YEAR THREE of the Minnesota Fillies 1980-1981

After the season the Fillies waived Patricia Roberts (in fact the newspapers listed the waiver as March 18th, but she played through March 31st). But when another team showed an interest in her the Fillies pulled her back in order to make a trade.

To the local papers, after the season ended, it was like the Fillies had disappeared off the earth. There were no articles in April or May, other than Coach Kunze participating in a Wheelchair celebrity fund raiser. On June 6th Nancy Wellen officially retired.

For most teams the next season began with the draft. The order of the draft was based on a team's regular season record. So, with a very successful season the Fillies were slated to pick 11th out of 13.

Some WBL stuff that brought this about was the addition of another franchise, the Tampa Bay Sun, who would select 7th. The number three pick was awarded to the California Dreams, even though they disbanded. But the team picking wasn't a California team, but a team from either Colorado or Nebraska. The former Dreams franchise weren't sure where they were relocating to. So, instead of being an expansion team, they were a relocated team. (You gotta love the WBL!)

The 13 teams gathered in the New York Hilton on June 16, 1980 for the 3rd Annual WBL Draft.

The Fillies' picks were as follows

1 **TRADED TO HOUSTON FOR MARIE KOCUREK**

# 2	Marie Riley	5'11"	Highpoint College
# 3	Kim Jordan	5'10"	Ohio State Univ.
# 4	Linda Street	6'0"	Memphis State
# 5	Susan Highfill	5'6"	Roanoke College
# 6	Lisa Britt	5'6"	Univ. of Pittsburgh
# 7	Josephine Wright	5'6"	Middle Tennessee State
# 8	Carolyn Parker	5'8"	Greenville College
# 9	Joyce Harrell	6'0"	Georgia State
# 10	Cindy Olson	5'8"	Southwest State

The pride that people from Minnesota had for their own home grown talent was evident with articles being written about the drafting of Cindy Haugejorde by the San Francisco Pioneers. As a Parkerville, Mn. native she created a lot of ink in the Minnesota papers.

At the same time, until tryout camps and other basketball related activities took place, the Fillies made sure they were seen around the area. A 1978-79 former Fillies' player, Lynette Sjoquist, was the keynote banquet speaker at the Miss Teen Minnesota Pageant.

The stockpiling of new players for the 3rd season began on June 24th as Trish Bell, a center from Tennessee Tech and Nessie Harris a forward from the College of Charleston were both signed by the Fillies.

The plans for the 1980-81 season had the Fillies move to the Minneapolis Auditorium. Over the years the 10,545 Auditorium had been scaled down to a reasonable 6,000 seats. While the Auditorium was old, having been built in 1936, it had two advantages going for it. It was located in downtown Minneapolis, as opposed to the Metropolitan Sports Center's Bloomington address and it was the home of winners. The Minneapolis Laker, the pre cursors of the Los Angeles Lakers, won five NBA titles on this floor. Who was to say the Fillies couldn't be the next champion?

On June 29th the Fillies said they were already 50% above last year's season tickets sales. Their 300 season tickets were now 450 and the sales team was just getting started.

(Remember in the WBL – ask for exact numbers. If the Houston Angels said they doubled their season tickets in year 2, it sounded impressive. Until you learn that 14 tickets became 28!)

Sometime during the summer, the Fillies moved their offices from the Bloomington based Decathalon Club to the Curtis Hotel located in downtown Minneapolis.

In early July Gordon Nevers and Janet Timperman were the Fillies celebrity representatives in a Camp Confidence Celebrity Golf Tournament. Yet as of July 18th both Gordon and Janet's names disappeared from the celebrity list. They were replaced with Scooter DeLorme. (Who was placed on team 33) Who knows how the attendance was affected by this monumental change!

The big news for the league was the resurrection and movement of California Dreams' franchise to Omaha, Nebraska – officially. During the summer the possibility of the team going to Colorado Springs and playing at the Air Force Academy was still up in the air. The Colorado Wranglers then became the Nebraska Wranglers as they moved over one state and 600 miles east.

With the team moving from the west coast to central America it was necessary to change the teams in the divisions. As of July 13th these were the Divisions and the teams:

EASTERN

Chicago Hustle
Milwaukee Express
New Jersey Gems
New York Stars
St. Louis Streak

SOUTHERN

Dallas Diamonds
Houston Angels
New Orleans
Tampa Bay Sun

WESTERN

Iowa Cornets
Minnesota Fillies
Nebraska Wranglers
San Francisco Pioneers

The first tangible hint of an upcoming season was seen on August 9th when the Fillies announced they were holding a camp on August 15th for the team's seven draftees and two free agents. The camp would be held at College of St. Catherine.

Coach Kunze was "very excited" over two of his free agents, 6'5" Trish Bell, and 6'4" Doneen Disco of Edinboro State. With 6'5" Katrina Owens, the Fillies were set up to have the tallest front line in WBL history. Also attending camp were Marie Riley of High Point, the team's 1st pick in the draft (25th overall). As a bonus to the public, the camp participants held a Free Intrasquad scrimmage.



An August 13th article, in the Rochester Post-Bulletin, featured the decisions that a local college graduate had to make. Elsie Ohm, the 5'11" forward from Mankato State who previously played at the University of Minnesota, was drafted by the New Orleans Pride in the 7th round. Elsie was choosing not to pursue a pro career and she was able to back it up with the following thoughts:

"I don't think the public is ready for women's pro basketball," she says. "We don't draw at the college level. I know the women athletic directors have to take the opposite position and in effect can't say to the people that we don't draw, but we just didn't draw at the 'U.' I think it's probably better at the smaller schools."

As September rolled around the Fillies learned that Kathy DeBoer had accepted a job as the women's volleyball coach at Ferris State University in Michigan. This was a real paying job, that was also close to home for her.

While the players prepared themselves for a new season there were some major league undertakings that affected them all. On September 30, all the WBL teams had to prove they were financially capable of running a team for the whole season. The league didn't want any more disasters like last year.

The day known as "Black Tuesday" in the WBL, saw four WBL clubs suspend their operations. These included the 1979 WBL Champion Houston Angels, the 1980 WBL Champion New York Stars, the 1979 & 1980 WBL runners-up Iowa Cornets, and the cellar-dwelling Milwaukee Does. WBL league rules allowed each team up to two years of inactivity before they would be given an opportunity for readmittance into the league.

With four teams suspending operations the WBL needed to do make some more adjustments. The first was the naming of a new Commissioner, Sherwin Fischer. Mr. Fischer was a major figure in the success of the Chicago Hustle. The league office was moved from New York City to Chicago. Also, the teams were placed into two new divisions.

COASTAL DIVISION

Dallas Diamonds
New Jersey Gems
New Orleans Pride
San Francisco Pioneers
Tampa Bay Sun

CENTRAL DIVISION

Chicago Hustle
Minnesota Fillies
Nebraska Wranglers
St. Louis Streak

This meant that around 40+ players would need to find another team, if they desired to continue playing in the league.

All newspaper indications said the Fillies training camp had 22 players and it would start on Monday October 13th. This was about six weeks before the November 30th home opener. One free agent spoken about and making her area of the state proud was Terri Helgeson, a former Iowa State Cyclone. She had survived two summer camps and was invited to the main training camp.

It only took one day for the Fillies to quickly cut five players: Becky Doolie of Concordia-Moorhead, Donene Disco, Linda Roding, and Carol Ruby. Terri Helgeson was also cut with the others, but she returned home as someone who had been given a legitimate tryout.

Training camp had barely started and the local headline read:

New Version of Fillies to Boast Speed

The article began:

A year ago, the Minnesota Fillies were like that ketchup commercial: Oh s-o-o-o-o s-l-o-o-w. "It's simple," said Kunze. "We will be capable of running, which we weren't last year. This should be a very quick club. Last season, we just walked the ball up the court and jammed it in. This season, it should be a little bit more exciting." The hope is to draw more fans to their new home, the Minneapolis Auditorium.

The camp promised to be very competitive with at least eight veterans, four draft picks, and free agents from other teams. Training camp had the following names fighting for spots:

Lisa Britt	Guard	5'6"	6 th Round 1980	1
Jane Fontaine	Guard	5'6"	Free Agent	2
Debbie Mason	Guard	5'5"	All-Star 1979	3
Josephine Wright	Guard	5'7"	7 th Round 1980	4
Marie Kocurek	Center	6'0"	Two-time All Pro	5
Pat Montgomery	Forward	6'1"	All-Star 1980	6
Katrina Owens	Center	6'5"	Returning Veteran	7
DeLoise Williams	Center	6'3"	1980 5 th Player Drafted (Milwaukee)	8
Lisa Thomas	Center	6'3"	Free Agent – 3 WBL Teams	9
Ileana Portik	Center	6'1"	Romanian National Team	10
Denise Sharps	Forward	5'10"	All-Pro 1979	11
Janet Timperman	Forward	5'10"	Returning Veteran	12
Donna Wilson	Forward	5'7"	All-Star 1979	13
Diana Morales	Forward	5'10"	Free agent (Milwaukee)	14
Marie Riley	Forward	5'11"	2 nd Round 1980	15
Kim Jordan	Forward	5'10"	3 rd Round 1980	16
Angela Cotman	Forward	5'7"	2 nd Round 1980 (Houston's)	17

Scooter DeLorme, would be Terry Kunze's assistant coach this year.

The October 15th article concluded with:

Survival of the Fillies appears likely with reorganization from a partnership operating the club to a corporation with new people and new money. The arrangements are expected to be finalized within the next two weeks, according to Richard Higgins, Fillies vice president.

With the demise of the Iowa Cornets, a number of teams including the Fillies, were sending out feelers to co-MVP Molly Bolin. The word was that she had been speaking with organizers in the new women's pro basketball league that would be based in the west. The Ladies Professional Basketball Association (LPBA) was going to be based out of California. Molly was looking at a salary increase and part ownership in this new league.

The Fillies were also spreading out their local exposure by practicing in three different spots: the Decathlon Club in Bloomington, Portland Junior High school in Minneapolis, and Macalester College in St. Paul.

A week after camp the Fillies released four more players: Debbie Mason, Diana Morales, Lisa Thomas and Ileana Portik. The first three were all former players in the WBL. Ileana was a member of the Romanian National team and was signed back in 1978.

While the following three players were not part of the Fillies camp it was important to officially announce their retirement from the WBL. On October 23rd the transaction report said that Kathy DeBoer, Nancy Wellen, and Sue Wahl-Bye had all retired.

Training camp was only two weeks old when the Fillies traded their first pick of the 1980 draft, Marie Riley, to the St. Louis Streak. Marie was the 25th player chosen in the draft and the Fillies received the infamous undisclosed draft choice for her.

On the same day, October 25th, the Fillies traded with the New Jersey Gems for Donna Simms, a 6'1" forward who played 27 games with the Gems last season. Donna averaged 11 minutes, 4.7 points and 3.7 rebounds per game. The Fillies gave up a 1981 10th round draft pick.

October 30th was the reveal day for the full WBL schedule and the Fillies had the honor of playing the first game of the third season. The question was – would their attendance be like Milwaukee's with over 7,800 or closer to the Washington Metros of 350?

The Fillies also invited the public to an intrasquad game to be played on Saturday November 1st at Mahtomedi High School. This was 21 miles northeast of Minneapolis and with free admission this was great exposure. The papers also announced the Fillies would have three exhibition games against Chicago: Nov. 7th in Chicago, Nov. 8th in Barrington, Il., and Nov. 15th in Madison, Wi. On November 23rd, one week before the opener, the San Francisco Pioneers agreed to come to the area because they had Parkville, Minnesota native Cindy Haugejorde on their team. The game was in Owatonna (1 hour straight south of Minneapolis), while Cindy's home town of Parkville was four hours north of Owatonna. Why did the Fillies think this was a good idea is beyond me.

While there was an earlier list of 17 names as part of training camp, that didn't mean other players weren't showing up to try out. Two such players were 5'10" Pat Johnson and 5'10" Denise Griffith. Johnson was a super sub for the world Champion Houston Angels where she averaged 20 minutes a game, 9 points and 5 rebounds over her two years with the team. Griffith played all 34 games with the Milwaukee Does last year averaging 24 minutes, 10 points, and 5 rebounds per game. By allowing more players to try out the pressure to perform increased and allowed Coach Kunze to make wiser decisions.

For those who were on the edge of their seat wondering about the Blue and White Intrasquad game at Mahtomedi High School – here were the results. The Blue team won 80-79 with Marie Kocurek scoring 20, Denise Sharps scoring 19, and Kim Jordan scoring 18. Angela Cotman led the White team with 21. Kim Jordan's name being listed with Kocurek's name meant this was not a veterans vs rookies' game as they had been in the past.

The Monday after the Intrasquad game the Fillies told Deloise Williams (the 5th player chosen in the 1980 draft), Pat Johnson, and Denise Griffith that their services were not going to be needed.

The Fillies reduced their squad by trading free agent Jane Fontaine to the Nebraska Wranglers for a 1981 6th round pick. A pick as high as 6th meant that Fontaine was known and considered valuable by the Wranglers. Jane was a 1974 graduate from West Chester University (Pa.) and was a three-sport star and a part of the 1976 women's Olympic tryouts for basketball. Her past reputation preceded her.

It didn't take the Fillies long to realize that Donna Simms was not what they were looking for. As of November 6th, she was officially waived by Minnesota. But there was no reason to feel sorry for Donna, because a new landing site had just arisen for her.

On October 24th Bill Byrne, the former WBL Commissioner and current owner of the Tampa Bay Sun, asked the WBL to transfer the Sun's franchise to Boston. Over a nine-month period Mr. Byrne was unable to secure everything necessary to run a franchise. So, with the 3rd season just 35 days away he wanted a different group of people to accomplish what he couldn't do in nine months.

Donna Simms found her way to New England and became a member of the New England Gulls.

Of course, remember that lovely official WBL schedule that was released to the public? Worthless! The whole schedule would have to be revamped, because arena availability in New England was different than Tampa's dates. The good news was they wouldn't have to do any more realigning of divisions.

The first exhibition game took place at Loyola University and the Fillies lost to the Chicago Hustle 103-86. The Fillies led at the half 52-47, but were outscored 56-34 in the 2nd half. Marie Kocurek led the way with 25 points, but she fouled out early in the 4th quarter.

In a stat that might have played a role, the Fillies made a higher percentage of their free throws, 80% vs 75%. Of course, the Fillies were 12 of 15, while the Hustle were 33 of 44 from the line. But according to the Chicago Tribune: "The Hustle were helped considerably by the Fillies, whose hacking sent the Chicagoans to the foul line for 44 shots, etc"

The two teams travelled to Barrington High School where the Hustle again triumphed, 97-91. The Hustle's newbies of Donna Geils, Paula Mayo, Inge Niissen, and Kim Hansen were the main contributors.

The Fillies decided on November 12th that they no longer needed Lisa Britt on their roster, so she was placed on waivers.

Before the 3rd season the news that the Fillies had lost about \$550,000 over the last two years made people wonder if the team was going to be able to stick around for another year. Yet, Gordon Nevers assured everyone the Fillies were here to stay. He backed this up with excitement over the 500 season tickets they'd sold so far.

Before the November 15th exhibition against the Hustle in Madison, Wi. the Fillies still had 16 players on the roster. The team was required to get to 12 by the 30th. Yet the Fillies were also planning to only carry 11 this year.

In front of a solid crowd of 1,180 the Hustle took a 23-21 1st quarter lead, which became 42-39 at the half. After three quarters the Fillies got within one as they trailed 63-62. For the 3rd time this pre-season, the Fillies came out on the short end of the 84-81 score. For the Hustle, they were now 6-0 in the preseason.

The Fillies were led by Angela Cotman's 19, Kim Jordan's 15, and Marie Kocurek's 13. The Hustle were led by Donna Geils 17 and Sue Digitale's 11.

Minnesota Fillies																	Team Ge
Name	No.	Min	FGM	FGA	3-M	3-A	FTM	FTA	OFR	DFR	Tot Rb	Ast	PF	St	TO	BS	Pts
Chavers, Tonyus	45										0						0
Cotman, Angela	21		8				3	4			0						19
Daniels, Coco	24																0
DeLorme, Scooter	32										0						0
Gamble, Carolyn			1				0	0									2
Harris, Nessie	15		0				1	3			0						1
Jordan, Kim			7				1	3									15
Kocurek, Marie	42		4				5	6			0						13
Mason, Debbie	13										0						0
Montgomery, Pat	53		1				2	2			0						4
Owens, Katrina	33		2				0	0			0						4
Sharps, Denise	10		2				0	0			0						4
Stachon, Toni	25										0						0
Timperman, Janet	12		4				4	4			0						12
Wilson, Donna	11		2				0	0			0						4
Wright, Josephine			1				1	2									3
Adjustment		240															
Totals		240	32	0	0	0	17	24	0	0	0	0	0	0	0	0	81
			FG%	#####			FT%	70.8%			Team Rebs						

Chicago Hustle																	Team Ge
Name	No.	Min	FGM	FGA	3-M	3-A	FTM	FTA	OFR	DFR	Tot Rb	Ast	PF	St	TO	BS	Pts
Caldwell, Breena			0				0	0			0						0
Candler, Belinda	24		1				2	2			0						4
Digitale, Sue	21		4				3	4			0						11
Easterling, Rita	15		2				3	4			0						7
Fincher, Janie	10		0				0	0			0						0
Galloway, Liz			0				0	0									0
Geils, Donna	14		5				7	7			0						17
Hansen, Kim	44		0				4	4			0						4
Hodgson, Pat	11		2				0	0			0						4
Matthews, Linda	12		0				2	2			0						2
Mayo, Paula	25										0						0
McWhorter, Charlene	41										0						0
Nissen, Inge	42		4				2	3			0						10
Stachon, Toni			1				1	2									3
White, Ethel	20		3				3	3			0						9
Adjustment		240	5				3	3									13
Totals		240	27	0	0	0	30	34	0	0	0	0	0	0	0	0	84
			FG%	#####			FT%	88.2%			Team Rebs						

Another player from a defunct WBL team that tried their hand with the Fillies was Carolyn Gamble of the Milwaukee Does. The 6'1" forward from Shaw College played 33 games with the Does averaging 25 mins, 6.6 points, and 7.0 rebounds. Her time with Minnesota last just two days as she was placed on waivers on November 17th.

The next day, November 18th, the Fillies and the Nebraska Wranglers swapped players. The Fillies sent two rookies, 3rd round pick Kim Jordan and 7th round pick Josephine Wright to the Nebraska Wranglers for Tonyus Chavers and a 1981 draft pick. Tonyus was a 6'0" forward who played with both the St. Louis Streak and the Iowa Cornets in 1979-80. She appeared in 35 games averaging 19.7 mins, 7.1 points, and 6.6 rebounds per game.

The last opportunity to win a pre-season game came on November 23rd at Owatonna High School against the San Francisco Pioneers. As the Fillies prepared, they looked at their current roster and decided something was missing. They then went and traded a 9th round 1982 draft pick for 5'10" Toni Stachon of the Chicago Hustle. Over two years Toni appeared in 35 games and averaged 15.5 mins, scoring 5.7 points and grabbing 2.6 rebounds. This brought the roster back up to 17.

The Sunday afternoon game attracted 1,100 fans to Owatonna High School. The Pioneers jumped out to a 22-18 1st quarter lead which became 47-46 at the half. Slowly the Fillies began to take control as they went ahead 72-71 after three quarters. In the end the Fillies came through with a 96-92 pre-season win.

Denise Sharps' 28 and Marie Kocurek's 26 took care of 56% of the scoring. Another veteran, Donna Wilson, had 14, while rookie Nessie Harris was beginning to feel comfortable when she added 10.

Even though the box score only lists 8 names, those were just the ones who scored. It did not allow us to know all the names that played.

As for the Pioneers Cindy Haugejorde, the Parkville, Minnesota native, came through with 21 points, while last year's All-Star Anita Ortega came through with 20 points.

On Thursday November 27th an article highlighting rookie Angela Cotman allowed the readers of Minneapolis to see there was an upgrade of the players coming into women's pro basketball. Their article started with:

The basketball player moved around the defender, reversed back on a quick spin, leaped high and fired the ball through the net.

A whistle blew. The referee called travelling. Minnesota Fillies coach Terry Kunze was angry.

"It was a hell of a move," said Kunze. "No way was it traveling. Maybe he didn't think a woman could make a move like that."

The Fillies were very pleased with their pickup of the player who was drafted by Houston, in the first round, and became available after suspending operations. As a member of the Old Dominion University national championship teams, she was usually the off-guard and defensive specialist. While Coach Kunze wanted to convert her to being a point guard, he knew she was going to be using her to lock down the other team's top scorer.



With a successful team, that almost went to the WBL Finals last year, the Fillies wanted to be sure everyone knew they were back and where their new home was.

The fact that the first game was against a new team trying to establish itself seemed to be an advantage.

The morning of the first game there was a lengthy article called:
Fillies Still Looking for Way to Fill Arena, Coffers

The heart of the article showed the improvements the team had made since the 1978-79 season. At that time the team had a revolving door of players and a joke about the "Coach of the Month Club." Star Marie Kocurek was so unhappy her first year she wanted to be traded right away but she endured. Part of that first-year team endurance included:

"Once, we had a game in Iowa and, after a six-hour bus ride back, we went right to a gym on Blaisdell Ave that had no lights, no heat and no water. We had to work out for four hours. I wasn't prepared for that."

Another consistent item in any spread about the Fillies was the battle between Gordon Nevers thinking the newspapers were ignoring him and the papers saying they would respond more when more people showed up for games. There was also the internal "discussion" between Nevers wanting a hard-working exciting team and Kunze wanting a winning team. Each thought their solution would attract the most people.

Though a 22-12 record and a near trip to the WBL Finals didn't make the turnstiles smoke with activity last year. The coach acknowledged that last year's team was slow and dull. But he knew that this year's team would be quicker and more exciting.

The last component of the article was the past belief that the current crop of college grads would take over the league. But only two rookies made the Fillies.

"Most rookies couldn't take the yelling, screaming and pressure," said Kocurek. "In the first scrimmage, the rookies would complain about getting fouled. I told them to keep playing because the refs aren't going to call anything."

With the off season out of the way – which meant four teams suspending operations, one team moving 35 days before the season, a new commissioner, and the league headquarters moving for the third time in three years – the 3rd year was about to begin.

If nothing else, the WBL created a long list of optimists. Gordon Never was looking forward to a great crowd in a smaller arena. His first year's opening crowd of 4,102 in a 15,500 seat arena meant 26.5% capacity. Therefore, when Nevers predicted 2,700 fans for the first game in the 6,000 Minneapolis Auditorium, he was looking at 45% capacity.

The WBL's 3rd season kicked off on Sunday evening November 30th with the Fillies hosting the Nebraska Wranglers. The Wranglers went 1-3 in the pre-season with an 0-2 record vs Chicago and 1-1 vs St. Louis.

A crowd of only 1,100 came out to support the Fillies. Minnesota was fortunate the fans didn't walk out after the 1st quarter as the "newer, quicker, exciting" Fillies only put 11 points on the board in the 1st quarter. The Wranglers had a 16-11 lead after 12 minutes. The tables turned as the Fillies scored 18 and held the Wranglers to their own 11 in the 2nd quarter. Yes, the half time score was 29-27, in favor of the Fillies.

The two teams came out smoking, almost doubling the score as the Wranglers put up 26 to the Fillies 17 to take a commanding 53-46 score after three quarters. The Fillies went on to establish a WBL record with 60 points. They were outscored 21-14 to complete the 74-60 loss. The previous low in the WBL was 62, by Milwaukee, on November 26 against Houston.

Ok, were there any highlights for this game? The team shot 31.2% and committed 27 turnovers. The leading scorers looked similar to last year as Patty Montgomery and Marie Kocurek had 15 points each – 50% of the points. Kocurek also pulled down 12 rebounds before she fouled out, for what was probably not going to be her last time of the season. Rookie Angela Cotman came through with 10. Surprisingly, the veteran Denise Sharps played enough minutes to foul out, but she could only score two points.



For the new guys on the block, they were led by Rosie Walker - who was the third player chosen in the 1980 WBL Draft - who had 19 on only three baskets from the field. She was 13 of 17 from the line, before she fouled out. Genia Beasley, the Wranglers 2nd round draft pick out of North Carolina State, was second with 14 points, while Carol Chason was next with 12.

Minnesota Fillies																	Team Ge
Name	No.	Min	FGM	FGA	3-M	3-A	FTM	FTA	OFR	DFR	Tot Rb	Ast	PF	St	TO	BS	Pts
Chavers, Tonyus	45		1				0	0			0						2
Cotman, Angela	21		4				2	2			0						10
DeLorme, Scooter	32										0						0
Harris, Nessie	15		2				4	6			0						8
Kocurek, Marie	42		6	17			3	5		12	12		6				15
Montgomery, Patty	53		7				1	2			0						15
Owens, Katrina	33		1				0	2			0						2
Sharps, Denise	10		1				0	0			0		6				2
Stachon, Toni	25										0						0
Timperman, Janet	12		1				0	0			0						2
Voss, Vicky			0				2	2			0						2
Wilson, Donna	11		1				0	0			0						2
Adjustment		240		60									15				
Totals		240	24	77	0	0	12	19	0	12	12	0	27	0	0	0	60
			FG%	31.2%			FT%	63.2%		Team Rebs							
Special Notes:																	
Usher Tami Phillippi - will return to watch Fillies Teacher Chris Hamann (32) - will return																	
Larry Oakey - has paid to get into every Fillies game since 1st season Usher Al Andersen - will return																	

Nebraska Wranglers																	Team Ge
Name	No.	Min	FGM	FGA	3-M	3-A	FTM	FTA	OFR	DFR	Tot Rb	Ast	PF	St	TO	BS	Pts
Beasley, Genia	34		7				0	0			0						14
Chason, Carol	10		6				0	0			0						12
Flora, Janet	32										0						0
Greene, Vivian	14		1				0	0			0						2
Jordan, Kim	30										0						0
Kunzmann, Connie	44		1				5	5			0						7
Lewis, Charlotte	50	Name not in Newspaper															
Pope, Peggy	20	Name not in Newspaper															
Taylor, Susan	24		3				1	6			0		6				7
Walker, Rosie	40		3				13	17			0		6				19
Warlick, Holly	22		4				1	3			0	3					9
Wright, Josephine	42		1				2	2			0						4
Adjustment		240											9				
Totals		240	26	0	0	0	22	33	0	0	0	3	21	0	0	0	74
			FG%	#####			FT%	66.7%		Team Rebs							

Before the game the Fillies added Vicky Voss, of Northwestern University, onto their roster.

An assessment of the game, by both coaches, said this game did great damage to the WBL because of the poor quality. It was probably fortunate that no one showed up except:

87 folks from a halfway house, a few hundred kids, some curious suburbanites and a handful of people who had seen the bright lights and wondered what was happening at the Auditorium.

Those high school and college women who were involved in competitive sports? They stayed away in droves.

The contrast in the two local newspapers was obvious as the Minneapolis Star made sure to highlight all the negatives, usually leading to angered responses from owner Gordon Nevers and Coach Terry Kunze.

As for the Minnesota Star-Tribune, their post-game story featured the young fans who hung out after the game to collect autographs. These were the same dedicated fans who brought cookies to Josephine Wright, the rookie who had been traded from the Fillies to the Wranglers.

A number of individuals were highlighted, by name, as they spoke positively of their experience with the Fillies and their desire to support the team no matter what.

Wrangler's coach, Steve Kirk, knew the future of women's pro basketball in Omaha, hinged on the Wrangler's home opener on December 7th. Kirk said that 7,000 tickets were sold for that game. (Unfortunately, a paralyzing ice storm arrived in Omaha. Yet 1,257 braved their way to the Wrangler's first game.)

An important part of life as a professional was to enjoy the victories and put the losses into the rearview mirror. The Fillies had a week before their next game, which would also be at home. During that time, the team released Vicky Voss, which ended her WBL career with just one game as no other team picked her up.

On December 3rd a national article appeared about a poll of WBL general managers. The Fillies were predicted to be in 2nd place in the Central Division, right behind the league's overall favorite, Chicago.

<u>Coastal Division</u>		<u>Central Division</u>	
New Jersey	41	Chicago	61
New Orleans	37	Minnesota	31
Dallas	33	St. Louis	22
San Francisco	22	Nebraska	22
New England	3		

On Saturday December 6th the Fillies and 805 fans welcomed the Chicago Hustle to the Minneapolis Auditorium. The Hustle completed a very thorough pre-season with an 8-1 record. This was the equivalent to ¼ of a full regular season. This meant that if the Hustle ran the table with 35 regular season and eight playoff games, along with their pre-season they would have played 52 games.

The (1-0) Hustle won their home opener the night before against these same Nebraska Wranglers, 88-82, in front of just 2,021 fans. With the demise of several teams the Hustle were an attractive landing spot for players who had suffered with missing paychecks. Houston's two-time All-Pro Paula Mayo and two-time All-Star Belinda Candler both chose to sign with Chicago, as opposed to joining their former Houston coach, Greg Williams, up in Dallas.

Also signing with Chicago was Linda Matthews, who jokingly could be labelled as the WBL's "Typhoid Mary." Linda began with the Philadelphia Fox, who went belly up. She then went to the California Dreams, who dried up like a raisin in the sun. She then ended her season with the Houston Angels, who also made their way back to sports' heaven. Of course, none of these problems was because of lack of effort on Linda's part.

It was a good thing the Fillies defense was in place, because their offense was non-existent. They only put up 15 points in the 1st quarter of this game to the Hustle's 18. And just like last time they reversed everything in the 2nd quarter with a 24-13 effort. The Fillies held a 39-31 half time lead. Any fans that came back after the first game had to begin to wonder what they were seeing in this current version of the WBL.

The Hustle came out strong and outscored the Fillies 22-14 to tie the score at 53 each, going into the 4th quarter. The Fillies fell behind, but then with a minute left Donna Wilson hit two free throws to get them within one point. A Chicago turnover gave the Fillies the ball. A Donna Geils' steal and fouled disrupted any Fillies comeback. In the last 34 seconds Geils made four free throws to seal an 82-77 victory. The 29-24 final quarter gave Chicago their 2nd victory and the Fillies their 2nd loss.

To Coach Kunze, he felt that 6'5" rookie Inge Nissen, the 2nd player chosen in the 1981 draft, intimidated All-Pro Marie Kocurek. Inge scored 26 points, to Kocurek's four and she outrebounded Kocurek 16-5. Kunze also couldn't figure out how his team lost after taking 27 more shots, grabbing 18 more rebounds, which included a 19-9 offensive advantage, while committing seven less turnovers.



For the Fillies, Patty Montgomery had 17, while Nessie Harris had 15 before she fouled out. Kocurek's four came from one basket and two of six from the free throw line. Kocurek also fouled out for the 2nd time in two games. Donna Wilson's 10 was the only other player with double digit points.

The Hustle were carried by three players who had 76% of the team's points: Nissen's 26, Ethel White's 19 (before she fouled out), and Paula Mayo's 17.

Minnesota Fillies																	Team G
Name	No.	Min	FGM	FGA	3-M	3-A	FTM	FTA	OFR	DFR	Tot Rb	Ast	PF	St	TO	BS	Pts
Chavers, Tonyus	45		4				0	0			0						8
Cotman, Angela	21	Injured - Groin Pull									0						0
DeLorme, Scooter	32		0				0	0			0						0
Harris, Nessie	15		6				3	4			0		6				15
Kocurek, Marie	42		1				2	6		5	5		6				4
Mason, Debbie	13		2				2	3			0						6
Montgomery, Pat	53		6				5	6			0						17
Owens, Katrina	33		4				0	0			0						8
Sharps, Denise	10		3				1	2			0						7
Stachon, Toni	25										0						0
Timperman, Janet	12		1				0	0			0						2
Wilson, Donna	11		4				2	2			0						10
Adjustment		240		87					19	39	58		13		25		
Totals		240	31	87	0	0	15	23	19	44	63	0	25	0	25	0	77
			FG%	35.6%			FT%	65.2%	Team Rebs								
Special Notes:																	
The 39 is Speculated. Minn had 18 more TOTAL REBOUNDS, of which there was a known 19-9 OFFENSIVE REBOUND advantage.																	

Chicago Hustle																	Team Ge
Name	No.	Min	FGM	FGA	3-M	3-A	FTM	FTA	OFR	DFR	Tot Rb	Ast	PF	St	TO	BS	Pts
Candler, Belinda	24		1				0	0			0						2
Digitale, Sue	21		2				0	0			0						4
Easterling, Rita	15		0				0	0			0						0
Fincher, Janie	10		1				0	0			0						2
Geils, Donna	14		0				4	4			0						4
Hansen, Kim	44		0				0	0			0						0
Hodgson, Pat	11		0				2	2			0						2
Matthews, Linda	12		2				2	2			0						6
Mayo, Paula	25		8				1	2		8	8						17
McWhorter, Charlene	41		0				0	0			0						0
Nissen, Inge	42		8				10	15		16	16					6	26
White, Ethel	20		5				9	11			0						19
Adjustment		240		60					9	12	21		6		32		
Totals		240	27	60	0	0	28	36	9	36	45	0	22	0	32	6	82
			FG%	45.0%			FT%	77.8%	Team Rebs								
Special Notes:																	
The 12 is Speculated. Minn had 18 more TOTAL REBOUNDS, of which there was a known 19-9 OFFENSIVE REBOUND advantage.																	

The Fillies were still trying to figure out their identity. Were they a smaller fast break team or a slow walk it up the floor type? In practice that week Kunze had his smaller team (Montgomery, Harris, DeLorme, Timperman, Sharps, Stachon) face his bigger team (Kocurek, Chavers, Wilson, Mason, Cotman, and Voss). Katrina Owens was out sick. And two players who had been waived, Mason and Voss, were still in the area and available to practice. Anyway, the smaller team outrebounded the bigger team by 13 – which made Kunze’s decision even harder.

The Fillies had another week off before their third game of the season. 14 days into the 3rd year and only three games had been played. The trip to New Orleans had them facing the team they eliminated from last year’s playoffs. The (0-2) Fillies were not returning to the 4,100 Tulane gym, but to the 76,000 seat Superdome. This venue was chosen by the Pride’s front office for recognition and association in order to attract the people of N’Orlans.

Yet no matter how you laid out the court in the football stadium, 1,500 screaming fans made no impact when there were no acoustics. The (3-0) Pride were just the opposite of the Fillies, record-wise. The Pride began with a road victory in New England and then a New Jersey home win and a New England home win. This was their third game of a five-game homestand.

This was also a completely different team to the one that lost to the Fillies. Of the 12 players on the roster, only three played with the Pride last season. Returning were Sybil Blalock, Augusta Forest, and Bertha Hardy. The rest of the team was made up of rookies or WBL players who no longer had a team. Players like Sharon Farrah of the NY Stars and Vicky Chapman of the Houston Angels settled here.

Minnesota finally got it together in the 1st quarter as they built up a 12-point lead. Nessie Harris and Donna Wilson scored 20 of the team’s 34 1st quarter points. The Pride came through with 28. Minnesota’s scoring tailed off in the 2nd quarter as the put up only 13, while the Pride’s 26 gave them a 54-47 lead. The Fillies were having trouble handling both Vicky Chapman, who had

11 points and five rebounds, and Augusta Forest who had 13 points, nine rebounds and two steals in the 1st half.

The Pride continued their onslaught with a 29-20 3rd quarter which allowed their lead to reach 19 points at one point, before it settled in at 83-67. The Fillies, behind Donna Wilson and Nessie Harris, cut the lead down to six several times, but they fell short with a 99-93 loss.

Rookie Nessie Harris led the way with 25 on 11 of 17 shooting and grabbing nine rebounds. Donna Wilson was the next high scorer with 18. The Fillies All-Stars', Marie Kocurek and Pat Montgomery both ended up with 13 points each and six fouls each. For Kocurek she fouled out for the third time this season.

The Pride were led by three players with 20 points and one with 18. Forest had 20, Chapman had 20, and Cindy Brogdon, who was the 2nd player chosen in the 1979 WBL draft, also had 20. Bertha Hardy was the player with 18. Forest also grabbed 14 rebounds, while Hardy grabbed 12, and Chapman nine.

This victory took away some of the bad taste from Bertha Hardy's mouth after last season's playoff loss to the Fillies. This was the Pride's first victory over the Fillies in the city of New Orleans.

Minnesota Fillies																		Team Game #
Name	No.	Min	FGM	FGA	3-M	3-A	FTM	FTA	OFR	DFR	Tot Rb	Ast	PF	St	TO	BS	Pts	Eff Rat
Chavers, Tonyus	45	9	1	6			0	0		2	2	0	3				2	0.444
Cotman, Angela	21	Injured - Foot																
DeLorme, Scooter	32	45	1	7			2	2		4	4	8	4				4	0.533
Harris, Nessie	15	35	11	17			3	4		9	9	1	5				25	1.029
Kocurek, Marie	42	20	5	9			3	4		5	5	2	6				13	1.100
Mason, Debbie		3	0	0			0	0		0	0	0	1				0	0.000
Montgomery, Pat	53	21	5	9			3	3		5	5	1	6				13	0.952
Owens, Katrina	33	24	1	3			3	5		9	9	0	1				5	0.583
Sharps, Denise	10	18	3	10			0	2		2	2	2	6				6	0.667
Stachon, Toni	25	Name not in Newspaper																
Timperman, Janet	12	21	2	5			3	5		2	2	0	2				7	0.429
Wilson, Donna	11	44	8	28			2	2		5	5	3	2				18	0.659
Adjustment															25			
Totals		240	37	94	0	0	19	27	0	43	43	17	36	0	25	0	93	0.604
			FG%	39.4%			FT%	70.4%	Team Rebs	10								
Special Notes:																		
Technical: Coach Terry Kunze																		

New Orleans Pride																	Team Game #										
Name	No.	Min	FGM	FGA	3-M	3-A	FTM	FTA	OFR	DFR	Tot Rb	Ast	PF	St	TO	BS	Pts	Eff Rat									
Andrykowski, Kathy	32	Name not in Newspaper															0										
Bialock, Sybil	10	42	3	4			0	3		3	3	4	2				6	0.405									
Booker, Betty	20	6	1	2			0	0		1	1	0	0				2	0.500									
Brogdon, Cindy	44	28	7	13			6	8		4	4	2	4				20	1.000									
Chapman, Vicky	30	28	7	12			6	10		9	9	1	2				20	1.107									
Crusoe, Beverly	25	37	3	11			4	9		2	2	3	4				10	0.486									
Farrah, Sharon	11	11	0	2			1	2		2	2	0	3				1	0.273									
Feeney, Eileen	55	Name not in Newspaper																									
Forest, Augusta	31	35	8	15			4	7		14	14	5	5	2			20	1.314									
Hardy, Bertha	33	37	5	11			8	8		12	12	5	0				18	1.081									
Peters, Sue	23	Name not in Newspaper																									
Wayment, Heidi	22	16	1	3			0	0		6	6	2	5				2	0.750									
Adjustment																											
Totals		240	35	73	0	0	29	47	0	53	53	22	25	2	35	0	99	0.679									
			FG%	47.9%			FT%	61.7%	Team Rebs																		
Special Notes:																											
Technical: Coach Butch van BredaKolf																											

The Fillies played their 2nd game of the season without rookie Angela Cotman as she was nursing an injured foot.

It was six more days before the Fillies had another game. It was a home game on December 20th in the Auditorium against the St. Louis Streak. At this point the Fillies played on 11/30, 12/6, 12/14, and now 12/20.

As the players assembled to prepare for the game they learned that Tonyus Chavers was put on waivers. But on the same day they officially signed Coco Daniels, who played last year with the St. Louis Streak. With Cotman out of commission, the time was right to unleash the 5'1" dynamo who almost had a quadruple double last year. In a home game victory against the Houston Angels on January 27th, Coco had 10 assists, 10 steals, nine points, and nine rebounds.

The (0-4) Streak had a heavily laden rookie team. In fact, the only person familiar to the Fillies was Patricia Roberts. Instead of going to grad school Trish wanted to give her pro career one more shot and she chose St. Louis as her destination.

Even though it was a new team, the Streak started the 1980-81 season the same way they ended last year – on a losing streak. With the 11 losses that ended last year and this year's four their streak was now 15 games.

When the Fillies were winning and successful they attracted crowds of 1,600 and 2,000. Now with the Fillies losing and playing against another losing team the crowd dwindled to 430 at the Auditorium.

The Fillies fell behind 19-18 in the 1st quarter, but took a 40-39 lead at the half. The Fillies scored the first 12 points of the 3rd quarter to take a 52-39 lead. In the next nine minutes Minnesota was outscored 17-14, but the Fillies' lead stayed at 66-56. In the end the Fillies gained their first win of the year, 92-80, and extended the Streak's consecutive losses to 16.

Nessie Harris was establishing herself as the new leader as she had 29 points, while Marie Kocurek made it through the whole game and scored 17 points. Patty Montgomery ended up with 12 points and 11 rebounds.

For the Streak, Donna Murphy scored 18 points. Adding 15 was former New York Star Pearl Moore. Most people weren't aware that Pearl was the NCAA's all-time leading scorer with 3,884 points. The Streak's 1st round pick of the 1980 draft, Linnell Jones, also came through with 14. Former Fillies star Trish Roberts ended the game with just two points.

Minnesota Fillies																	Team Ga	
Name	No.	Min	FGM	FGA	3-M	3-A	FTM	FTA	OFR	DFR	Tot Rb	Ast	PF	St	TO	BS	Pts	
Cotman, Angela	21	Injured - Foot																
Daniels, Coco	24										0							4
DeLorme, Scooter	32										0							7
Harris, Nessie	15		10	19			9	12			0							29
Kocurek, Marie	42										0							17
Montgomery, Pat	53									11	11							12
Owens, Katrina	33										0							5
Sharps, Denise	10										0							0
Stachion, Toni	25										0							2
Timperman, Janet	12										0							0
Wilson, Donna	11										0							16
Adjustment		240	21				21	33					25					
Totals		240	31	19	0	0	30	45	0	11	11	0	25	0	0	0	0	92
			FG%	#####			FT%	66.7%		Team Rebs								

St. Louis Streak																	Team Ga	
Name	No.	Min	FGM	FGA	3-M	3-A	FTM	FTA	OFR	DFR	Tot Rb	Ast	PF	St	TO	BS	Pts	
Cook, Jane Ellen	7										0							2
Davidson, Winsome	6										0							7
Fuller, Mary	22										0							4
Johnson, Lydia	50										0							10
Jones, Linnell	1										0							14
Meyers, Ann		Name not in Newspaper																
Moore, Pearl	12										0							15
Murphy, Donna	42										0							18
Pope, Rowanna	11	Name not in Newspaper																
Roberts, Patricia	44										0							2
Thompson, Rosie	10										0							8
Adjustment		240	28				24	39					29					
Totals		240	28	0	0	0	24	39	0	0	0	0	29	0	0	0	0	80
			FG%	#####			FT%	61.5%		Team Rebs								
Special Notes:																		
Technical: Coach Larry Gillman																		

The (1-3) Fillies got the next eight days off, but this was reasonable because Christmas showed up on the 25th.

The next game was another home game on Sunday December 28th against the (4-0) Chicago Hustle. The four Hustle wins were deceptive in that they beat a new Wrangler team and three others who hadn't won a game: Minnesota, St. Louis, and New England.

The Fillies would no longer have Denise Sharps on the team, as she was who was released the morning of the 28th.

Compared to 430 in the previous game the 1,286 were quite pleasing to the eye in the Auditorium. Minnesota came out struggling to score again as they put up only 15, but they did hold Chicago to 18. The Fillies took a 39-32 lead into the locker room at the half. Both teams played evenly at 25-25 for a 64-57 lead after three quarters.

With 8:16 remaining in the game, Nessie Harris fouled out. She took her 12 points and five rebounds with her to the bench. Her replacement, Toni Stachon, helped the Fillies to raise their lead to 70-61 with 7:43 on the clock. Then All-Pro Paula Mayo took over and at game's end she and Ethel White scored on two fast break baskets to tie the score at 81 and send the game to overtime.



The Fillies' Kocurek and Owens made the first two baskets to give the Fillies an 85-81 lead. The post people worked hard and continued to hound 6'5" Inge Nissen until she finally fouled out with 1:21 left in the overtime. Nissen, who had 26 points and 16 rebounds in the last meeting, was held to 14 points on 4 of 19 from the field and nine rebounds. The Fillies made all four free throws in the last 2:45 of the game to come away with an 89-87 victory to raise their record to 2-3.

The Fillies were led by three players with 15 points each: veterans Donna Wilson and Scooter DeLorme, and newbie Coco Daniels. Marie Kocurek had 14 points, but it was on 4 of 22 from the field. While Katrina Owens and Patty Montgomery only had four and seven points respectively, their 13 and 11 rebounds respectively and defensive work against Nissen played a key role in this big win.

The Hustle's Paula Mayo ended up with 27 points, 12 rebounds, and four steals in 44 minutes. Both Inge Nissen and Donna Geils, an All-Star who played with both the New York Stars and New Jersey Gems, each had 14.

In a team loaded with former All-Stars the Hustle performed very poorly.

Belinda Candler	5 Pts	13 mins	.538 Eff Rat
Rita Easterling	2 Pts	19 mins	.316 Eff Rat
Janie Fincher	Did Not Play		
Charlene McWhorter	0 Pts	7 mins	.000 Eff Rat

But the Fillies didn't care – a win was a win!

Minnesota Fillies																	Team Game #	
Name	No.	Min	FGM	FGA	3-M	3-A	FTM	FTA	OFR	DFR	Tot Rb	Ast	PF	St	TO	BS	Pts	Eff Rat
Cotman, Angela	21	Injured - Foot									0						0	
Daniels, Coco	24	29	6	13			3	4	2	2	4	3	2	4	3	0	15	0.897
DeLorme, Scooter	32	25	5	13			5	9	3	1	4	2	1	1	2	0	15	0.880
Harris, Nessie	15	34	6	14			0	0	2	3	5	2	6	0	3	0	12	0.529
Kocurek, Marie	42	30	5	22			4	6	2	5	7	2	5	2	4	0	14	0.767
Montgomery, Pat	53	30	3	12			1	1	4	7	11	3	3	1	2	0	7	0.767
Owens, Katrina	33	46	2	8			0	0	7	6	13	1	3	0	4	3	4	0.326
Stachon, Toni	25	21	2	5			1	2	2	3	5	1	4	1	0	0	5	0.619
Timperman, Janet	12	7	0	3			2	2	1	1	2	0	0	0	1	0	2	0.429
Wilson, Donna	11	43	7	19			1	3	6	2	8	1	2	3	5	0	15	0.535
Totals		265	36	109	0	0	17	27	29	30	59	15	26	12	24	3	89	0.626
			FG%	33.0%			FT%	63.0%		Team Rebs	18							

Chicago Hustle																	Team Game #	
Name	No.	Min	FGM	FGA	3-M	3-A	FTM	FTA	OFR	DFR	Tot Rb	Ast	PF	St	TO	BS	Pts	Eff Rat
Candler, Belinda	24	13	1	6			3	4	1	2	3	0	1	1	2	0	5	0.538
Digitale, Sue	21	16	1	3			0	0	0	2	2	1	1	0	1	0	2	0.313
Easterling, Rita	15	19	1	2			0	0	0	1	1	2	3	2	3	0	2	0.316
Fincher, Janie	10	Name not in Box Score																
Geils, Donna	14	25	6	10			2	5	1	1	2	4	4	0	5	0	14	0.760
Hansen, Kim	44	Name not in Box Score																
Hodgson, Pat	11	37	3	10			1	2	4	1	5	3	2	1	0	0	7	0.514
Matthews, Linda	12	28	1	3			2	2	2	2	4	3	3	3	6	0	4	0.393
Mayo, Paula	25	44	13	26			1	5	6	6	12	2	3	4	2	0	27	1.023
McWhorter, Charlene	41	7	0	1			0	0	1	0	1	0	1	0	1	0	0	0.000
Nissen, Inge	42	42	4	19			6	11	3	6	9	0	6	0	5	3	14	0.429
White, Ethel	20	34	4	9			4	8	3	3	6	1	5	0	5	0	12	0.441
Totals		265	34	89	0	0	19	37	21	24	45	16	29	11	30	3	87	0.547
			FG%	38.2%			FT%	51.4%		Team Rebs	17							

To end the year the Fillies flew out to San Francisco for a game on Tuesday December 30th. The (0-5) Pioneers, a WBL semi-finalist last year were also struggling to begin the year. As the talent in the league improved if a team stayed put they were actually moving backwards. The only player the Pioneers were able to sign off of the defunct WBL teams was All-Pro and All-Star Heidi Nestor of the Milwaukee Does. She scored 15 in her debut and this was only her second game with the Pioneers.

For the (2-3) Fillies who were riding a two-game winning streak they were still without Angela Cotman. The San Francisco Civic Auditorium was the site and 1,087 attended to see if the Pioneers could get a victory.

The fans were pleased when the Pioneers took a 29-20 lead, which they held at 49-41 at the half. The two teams played the next two quarters evenly, 31-31, and 23-23 which gave the Pioneers the 103-95 victory. The two WBL semi-finalists ended the year with a combined 3-9 record.

Nessie Harrie led the Fillies with 27 points and 13 rebounds, while Marie Kocurek had 19 points. Three players had Efficiency Ratings over 1.000 – Scooter DeLorme 1.138 in 29 minutes, Kocurek 1.174 in 23 minutes, and Harris 1.179 in 39 minutes. It was the rest of the team that was flat.

For the (1-5) Pioneers Cardie Hicks had 29 points on 14 of 18 from the field, along with eight rebounds and five assists. Three others added 17: Anita Ortega, Suzanne Washington, and Minnesota native Cindy Haugejorde. Newcomer Heidi Nestor matched her previous 15-point total.

As for Coach Frank LaPorte, this was his last game as the Pioneers' coach. He ended his WBL career with a 19-23 .452 regular season record and a 2-3 .400 playoff record.

Minnesota Fillies																	Team Game #				
Name	No.	Min	FGM	FGA	3-M	3-A	FTM	FTA	OFR	DFR	Tot Rb	Ast	PF	St	TO	BS	Pts	Eff Rat			
Cotman, Angela	21	Injured - Foot																			
Daniels, Coco	24	25	2	5			0	0		3	3	1	5				4	0.360			
DeLorme, Scooter	32	29	5	9			0	1		7	7	8	0				10	1.138			
Harris, Nessie	15	39	10	19			7	8		13	13	3	3				27	1.179			
Kocurek, Marie	42	23	9	16			1	2		6	6	1	5				19	1.174			
Montgomery, Patty	53	28	7	10			0	0		1	1	2	5				14	0.679			
Owens, Katrina	33	46	0	3			3	4		14	14	3	2				3	0.500			
Stachon, Toni	25	4	0	2			0	0		1	1	0	0				0	0.250			
Timperman, Janet	12	20	3	7			0	0		2	2	2	2				6	0.600			
Wilson, Donna	11	26	5	11			2	2		1	1	1	6				12	0.577			
Adjustment														7	18						
Totals		240	41	82	0	0	13	17	0	48	48	21	28	7	18	0	95	0.725			
			FG%	50.0%			FT%	76.5%	Team Rebs												

San Francisco Pioneers																	Team Game #				
Name	No.	Min	FGM	FGA	3-M	3-A	FTM	FTA	OFR	DFR	Tot Rb	Ast	PF	St	TO	BS	Pts	Eff Rat			
Drawing , Doris	50	Name not in Newspaper																			
Dunkle, Nancy	40	23	0	11			0	2		9	9	3	1				0	0.652			
English, Margaret	32	6	1	1			2	3		1	1	0	1				4	0.833			
Haugejorde, Cindy	43	38	7	11			3	4		8	8	0	5				17	0.658			
Hicks, Cardie	10	44	14	18			1	2		8	8	5	2				29	1.068			
McKinney, Musiette	33	4	0	3			2	2		0	0	0	0				2	0.500			
Nestor, Heidi	51	29	7	14			1	1		3	3	1	1				15	0.690			
Ortega, Anita	11	45	5	10			7	11		6	6	5	1				17	0.733			
Ricketts, Debbie	8	6	0	0			0	0		0	0	0	0				0	0.000			
Washington, Suzanne	22	36	7	16			3	4		4	4	2	2				17	0.694			
Williams, Roberta	1	9	1	2			0	0		0	0	0	0				2	0.222			
Adjustment														10	14						
Totals		240	42	86	0	0	19	29	0	39	39	16	13	10	14	0	103	0.708			
			FG%	48.8%			FT%	65.5%	Team Rebs												

As 1980 came to a close the standings on December 31st, 1980 looked like this:

Coastal Division

New Orleans	7	1	.875	----
Dallas	5	2	.714	1.5
New Jersey	5	3	.625	2.0
San Francisco	1	5	.167	5.0
New England	0	6	.000	5.5

Central Division

Nebraska	5	1	.833	----
Chicago	5	1	.833	----
Minnesota	2	4	.333	3.0
St. Louis	0	7	.000	5.5

The Minnesota front office had been working hard to keep the Fillies in the forefront and as Friday January 2nd, 1981 came, the Fillies were back at home.

The Minneapolis Auditorium welcomed 1,590 people along with the (7-1) New Orleans Pride. The Pride set a WBL record with their 7-0 start, before they finally lost to the Chicago Hustle 114-111 in front of 3,106 on December 30th.

Even though the Pride won their last game against the Fillies they wanted to be sure they didn't allow the Fillies to put up 34 points again in the 1st quarter. The Pride took an early 26-22 1st quarter lead, which they increased slightly to 42-37 at the half. The third quarter began with neither team able to change the point differential. So, with 7:21 left the Pride still held a five-point 51-46 lead. But then New Orleans went on a 25-11 blitz to take a substantial 76-57 lead. The Fillies record dropped to 2-5 with the 95-86 Pride victory.

In a Fillies' rarity Katrina Owens led the scoring with 18 points while pulling down 11 rebounds. Nessie Harris added 15 points with 13 rebounds and Marie Kocurek added 14 points and nine rebounds. Even 5'1" Coco Daniels was sweeping the boards clean with seven, while scoring 12 points. In some good news for the Fillies Angela Cotman played 15 minutes.

The Pride improved their record to 8-1, as they got ready to visit the Central Division leaders, the (5-1) Nebraska Wranglers in four days. Bertha Hardy kept up her vendetta against the Fillies with 22 points on 9 of 13 from the floor. Sue Peters, the 1980 2nd round draft pick from the University of Massachusetts, added 20 points. Augusta Forest contributed 17 points and 11 rebounds.

Minnesota Fillies																	Team Game #	
Name	No.	Min	FGM	FGA	3-M	3-A	FTM	FTA	OFR	DFR	Tot Rb	Ast	PF	St	TO	BS	Pts	Eff Rat
Cotman, Angela	21	15	1	6			0	0			3	3	0	0			2	0.333
Daniels, Coco	24	27	6	17			0	0			7	7	2	2			12	0.852
DeLorme, Scooter	32	25	3	5			1	3			0	0	1	3			7	0.360
Harris, Nessie	15	39	6	17			3	3			13	13	3	3			15	0.872
Kocurek, Marie	42	34	5	10			4	6			9	9	0	5			14	0.676
Montgomery, Patty	53	20	2	6			1	2			4	4	0	2			5	0.450
Owens, Katrina	33	30	7	16			4	10			11	11	0	2			18	0.967
Stachon, Toni	25	3	0	0			0	3			0	0	0	0			0	0.000
Timperman, Janet	12	11	1	6			3	4			3	3	1	0			5	0.909
Wilson, Donna	11	36	4	11			0	0			5	5	4	3			8	0.583
Adjustment																		
Totals		240	35	94	0	0	16	31	0	55	55	11	20	0	0	0	86	0.679
			FG%	37.2%			FT%	51.6%	Team Rebs									


New Orleans Pride																	Team	Game #
Name	No.	Min	FGM	FGA	3-M	3-A	FTM	FTA	OFR	DFR	Tot Rb	Ast	PF	St	TO	BS	Pts	Eff Rat
Andrykowski, Kathy	32	11	1	2			0	2		3	3	0	4				2	0.455
Bialock, Sybil	10	33	2	4			4	4		2	2	3	4				8	0.485
Brogdon, Cindy	44	33	7	11			2	2		2	2	3	2				16	0.727
Chapman, Vicky	30	21	2	7			2	2		2	2	2	4				6	0.571
Farrah, Sharon	11	13	0	3			2	2		4	4	1	1				2	0.615
Feeney, Eileen	55	10	0	2			0	0		1	1	2	0				0	0.500
Forest, Augusta	31	37	8	12			1	2		11	11	1	4				17	0.811
Hardy, Bertha	33	29	9	13			4	8		5	5	0	2				22	0.931
Peters, Sue	23	40	8	12			4	4		3	3	3	1				20	0.725
Wayment, Heidi	22	13	1	3			0	0		3	3	0	0				2	0.385
Adjustment																		
Totals		240	38	69	0	0	19	26	0	36	36	15	22	0	0	0	95	0.671
			FG%	55.1%			FT%	73.1%	Team Rebs									

The Fillies were about to play their fourth game in eight days as they welcomed the (6-3) New Jersey Gems to the Auditorium. Yet these Gems were not the ones that fought for a playoff position last year. They were not the ones that were carried by the WBL's co-MVP Ann Meyers, with her 22.2 ppg, 10.3 rpg, and 5.9 apg averages. Ann and the Gems were in a contract dispute which had Ann refusing to play until it was resolved – which was never.

Instead, these Gems were coached by the only female head coach currently in the WBL, Kathy Mosolino. These Gems now possessed the 1980 Olympian and college's leading scorer, Carol Blazejowski. Carol was currently leading the WBL in scoring with a 26.4 ppg average. As a team the Gems brought a three-game winning streak to Minnesota after beating the Chicago Hustle two days earlier, 105-93.

This was the first game of a home-and-home series as the two teams would play again in three days. 1,095 came out, on this Sunday, to watch the Fillies take a 22-19 1st quarter lead, which became 47-38 at the half. The Fillies kept the pressure on as they went on an 11-6 run to bring the score to 58-44 early in the 3rd quarter with Marie Kocurek scoring eight of those points. The lead levelled out at 77-64 going into the 4th quarter. The Fillies gained their third victory with a decisive 104-92 win.

The Fillies were led by Donna Wilson's 29 points and 17 rebounds. Marie Kocurek demonstrated she was *not* intimidated by taller players as she put 28 on the board against 6'5" Willodean Harris. The unrelated Fillies' Harris, Nessie, added 25.



2007 Photo by Bruce Seung
The Fillies' Joe Blalock (33) shot over the defense of New Jersey's Willodean Harris Sunday night.
The Fillies won 104-92.

Carol Blazejowski achieved her 27-point average before she fouled out with 2:37 left in the game. She also pulled down 16 rebounds. Gail Marquis, a New York Stars' refugee, added 18 points. Willodean Harris came through with 14 points and 16 rebounds.

Minnesota Fillies																	Team G
Name	No.	Min	FGM	FGA	3-M	3-A	FTM	FTA	OFR	DFR	Tot Rb	Ast	PF	St	TO	BS	Pts
Cotman, Angela	21		0				0	0			0						0
Daniels, Coco	24		0				2	2			0						2
DeLorme, Scooter	32		1				3	6			0						5
Harris, Nessie	15		9				7	8			0						25
Kocurek, Marie	42		13				2	2			0						28
Montgomery, Pat	53		6				1	3			0						13
Owens, Katrina	33		1				0	0			0						2
Stachon, Toni	25	Name not in Newspaper									0						0
Timperman, Janet	12		0				0	0			0						0
Wilson, Donna	11		10				9	10		17	17						29
Adjustment		240											18				
Totals		240	40	0	0	0	24	31	0	17	17	0	18	0	0	0	104
			FG%	#####			FT%	77.4%	Team Rebs								

New Jersey Gems																	Team G
Name	No.	Min	FGM	FGA	3-M	3-A	FTM	FTA	OFR	DFR	Tot Rb	Ast	PF	St	TO	BS	Pts
Blazejowski, Carol	12		10	19			7	8		16	16		6				27
Comerie, Debbie	34		5				0	0			0						10
Gregory, Anne	42		0				0	0			0						0
Harris, Willodean	40		5				4	11		16	16						14
Heiss, Tara	44		4				0	0			0						8
Jeffreys, Jill	14	Name not in Newspaper															
Marquis, Gail	24		8				2	4			0						18
Szeremeta, Wanda	23		0				0	0			0						0
Tatterson, Gail	33		2				0	0			0						4
Thomas, Janice	10		4				3	3			0						11
Van Ness, Joan	32	Name Not in Newspapers															
Young, Faye	22		0				0	0			0						0
Young, Kaye	20		0				0	0			0						0
Adjustment		240											16				
Totals		240	38	19	0	0	16	26	0	32	32	0	22	0	0	0	92
			FG%	#####			FT%	61.5%	Team Rebs								

After the game Coach Kunze attributed the win to his backing off as a coach. He felt the players were too tight and not playing their game trying to do too much of what he wanted.

"You look to something when you're losing," he said. "I tried not to coach as much. I think maybe a coach wants to control more of the game than he can."

"Maybe I expect something they can't do. So, I decided to tell them the objective and get them to recognize and react to certain situations."

"I told them not to think pattern to the point of losing character," said Kunze. "I didn't want them to lose their individuality."

The same two teams met again on Wednesday January 7th at the South Mountain Arena. A facility that was so cold you'd think the game was outdoors on a mountain.

The (3-5) Fillies knew the (6-4) Gems were embarrassed in their last game. So, when 873 came out to the 2,500 seat arena it was considered a good crowd. The Gems took a slight 28-27 lead, which increased to 48-44 at the half.

The Fillies took over the lead at 59-58 with 5:44 remaining in the 3rd quarter. Then Janice Thomas took over by scoring eight points herself and getting the ball to Willodean Harris as they went on an 18-2 run to secure a 76-61 lead. The 77-65 3rd quarter score became 101-84 at the game's end. This made the Gems 7-4 and the Fillies 3-6.

There was a reduction in Fillies' points across the board as Marie Kocurek had 19, Donna Wilson had 15, and Nessie Harris had 13. As opposed to the 82 the three put up previously, it was now 47.

The Gems had six players in double figures with Carol Blazejowski's 21 on top, which included 13 rebounds. Willodean Harris had 17, but former New York Stars' All-Pro Janice Thomas came through with 16 points and 11 assists. The Gems' other guard, Tara Heiss, also had 14 assists.

Janice Thomas was delighted to learn that she was named the game's MVP, because it meant she received a free dinner from a local restaurant. So, while winning was great, getting paid and eating more of a highlight to the WBL Champion who had her team stripped away from her.

Minnesota Fillies																	Team Ge
Name	No.	Min	FGM	FGA	3-M	3-A	FTM	FTA	OFR	DFR	Tot Rb	Ast	PF	St	TO	BS	Pts
Cotman, Angela	21		1				2	3			0						4
Daniels, Coco	24		1				0	0			0						2
DeLorme, Scooter	32		5				0	0			0						10
Harris, Nessie	15		6				1	3			0						13
Kocurek, Marie	42		8				3	4			0						19
Montgomery, Patty	53		2				1	2			0						5
Owens, Katrina	33		4				0	0			0						8
Stachon, Toni	25		2				4	4			0						8
Timperman, Janet	12		0				0	0			0						0
Wilson, Donna	11		5				5	5			0						15
Adjustment		240											19				
Totals		240	34	0	0	0	16	21	0	0	0	0	19	0	0	0	84
			FG%	#####			FT%	76.2%	Team Rebs								

New Jersey Gems																	Team Ge
Name	No.	Min	FGM	FGA	3-M	3-A	FTM	FTA	OFR	DFR	Tot Rb	Ast	PF	St	TO	BS	Pts
Blazejowski, Carol	12		9				3	3		13	13						21
Comerie, Debbie	34		4				2	2			0						10
Gregory, Anne	42		4				0	2			0						8
Harris, Willodean	40		7				3	4			0						17
Heiss, Tara	44		5				0	0			0	14					10
Jeffreys, Jill	14	Name not in Newspaper															
Marquis, Gail	24		5				1	1			0						11
Szeremeta, Wanda	23		4				0	0			0						8
Tatterson, Gail	33		0				0	0			0						0
Thomas, Janice	10		8				0	0			0	11					16
Van Ness, Joan	32		0				0	0			0						0
Young, Faye	22		0				0	0			0						0
Young, Kaye	20	Name Not in Newspapers															
Adjustment		240											22				
Totals		240	46	0	0	0	9	12	0	13	13	25	22	0	0	0	101
			FG%	#####			FT%	75.0%	Team Rebs								

The Fillies didn't have much time to worry about their latest loss, because they had a game the next day, Thursday January 8th, in New England against the Gulls.

As the team travelled to New England the front office pulled off another deal for a front-line player. Kim Hansen, an infrequently used reserve with the Chicago Hustle, was traded to the Fillies for a 1981 3rd round pick.

Who were The Gulls? They were a team that was miraculously put together when the Tampa Bay Sun set into the Gulf of Mexico. They needed to assemble a team and secure a playing site in just 35 days. They were named "New England" to hide the fact that they were playing their games in North Andover, Massachusetts. (Population 20,000) instead of Boston. Their home court was at Merrimack College and could seat 3,000.

The cornerstone for the (1-7) Gulls team was All-Pro Althea Gwyn of the now defunct New York Stars. The rest of the team was made up like an expansion team with the other teams' bench sitters. But the important part was they were playing hard.

The Gulls fired their original coach, former Boston Celtic "Jungle" Jim Lotuscuff, at the end of December. Therefore, the Gulls first game in 1981 was in San Francisco where they faced a poorly performing team with a new coach, Dean Meminger. In a battle of first-time coaches with their new teams, 24-year-old Dana Skinner beat Dean Meminger.

As for the Fillies they needed this victory to get back on track as they took a 21-17 1st quarter lead. The 1,087 who attended saw the Gulls fall behind 46-38 at the half. Neither team could put together a run to break away as the Fillies went into the 4th quarter with a 61-54 lead. They didn't sew up the victory until Scooter DeLorme made her two free throws at the end of the game to secure the 83-80 win.

The Fillies were led by Donna Wilson's 16 and Marie Kocurek's 16, before she fouled out. Nessie Harris added 15 and Coco Daniels had 12. For the Gulls Cris Critelli, a former Old Dominion teammate of Angela Cotman had 25 points. Former Hustle player, Jody Rajcula, who would play on four teams in her WBL career, was next high scorer with 19, before she fouled out. Althea Gwyn came through with 15 to close out the double-digit scorers.

Minnesota Fillies																	Team Ge
Name	No.	Min	FGM	FGA	3-M	3-A	FTM	FTA	OFR	DFR	Tot Rb	Ast	PF	St	TO	BS	Pts
Cotman, Angela	21	Name Not in Newspapers															
Daniels, Coco	24		5				2	4			0						12
DeLorme, Scooter	32		3				3	4			0						9
Harris, Nessie	15		4				7	10			0						15
Kocurek, Marie	42		7				2	2			0		6				16
Montgomery, Pat	53		3				4	5			0						10
Owens, Katrina	33		1				0	0			0						2
Stachon, Toni	25		1				1	2			0						3
Timperman, Janet	12	Name Not in Newspapers															
Wilson, Donna	11		7				2	2			0						16
Adjustment		240											17				
Totals		240	31	0	0	0	21	29	0	0	0	0	23	0	0	0	83
			FG%	#####			FT%	72.4%	Team Rebs								
Special Notes:																	
Technical: Minnesota Bench																	

New England Gulls																	Team Ge
Name	No.	Min	FGM	FGA	3-M	3-A	FTM	FTA	OFR	DFR	Tot Rb	Ast	PF	St	TO	BS	Pts
Arturi, Lynn	17	Name Not in Newspaper															
Cooper, Accronetta	44		1				2	2			0						4
Critelli, Cris	6		10				5	5			0						25
Crusoe, Beverly	22		3				3	4			0						9
Green, Anita	8		1				0	0			0						2
Gwyn, Althea	33		7				1	1			0						15
Kimbrey, Krystal	25										0						0
Rajcula, Jody	24		7				5	6			0		6				19
Schlesinger, Lisa	11										0						0
Simms, Donna	32										0						0
Slinker, Tina	7										0						0
Summons, Sue	13		3				0	0			0						6
Adjustment		240											16				
Totals		240	32	0	0	0	16	18	0	0	0	0	22	0	0	0	80
			FG%	#####			FT%	88.9%	Team Rebs								

The Fillies were scheduled to come back to the New England area in nine days (1/17/81). But a Gulls walk out and cancellation of a game against the San Francisco Pioneers on the 15th ended in another WBL franchise defaulting.

As for this trip the (4-6) Fillies were just two games away from respectability as they had a chance to get revenge for their home opening 60 point embarrassment against the Nebraska Wranglers.

The game in Omaha at the 9,300 seat Civic Auditorium took place on Sunday January 11th. The (7-2) Wranglers had their own embarrassment to overcome that actually took place in front of their own home fans.

Two days before (1/9/81) the barely functioning (1-8) New England Gulls came to Omaha to take on the (7-1) Nebraska Wranglers. These were two teams on opposite ends of the winning spectrum. Yet the Gulls, who played in San Francisco on 1/6, flew across country to play

Minnesota at home on the 1/8, and then flew to Omaha for 1/9, found a way to overcome a 73-67 3rd quarter deficit to beat the Wranglers 96-90.

Minnesota knew they had to play their best to beat a pissed-off Coach Kirk team. This game didn't start out much better than their home opener as the Fillies trailed 19-13, as opposed to 16-11 last time. Nebraska expanded their lead by 1 to 43-36 at the half. The Wranglers maintained their lead as they went into the 4th quarter, leading 69-62.

As the 4th quarter began, the Fillies went on a 13-4 run that gave them a 75-73 lead with 7:45 remaining. The Wranglers responded with three baskets to bring the score to 80-77 at the 4:41 mark. The Fillies' defense tightened and over the next two minutes the Fillies took another 83-82 lead. But in the final two minutes as the Fillies fouled to try and get the ball back, the Wranglers made 10 free throws to the Fillies' two free throws and one basket. The 92-87 Wrangler victory made their record 8-2, while the Fillies fell to 4-7.

After the game the Wranglers' coach Steve Kirk blamed the close game on a "heavy schedule" of four games in five days. I doubt if anyone in the league would have considered this a "heavy schedule" - 1/6 at home, 1/7 in St. Louis (1.25 hr flight), 1/9 at home (1.25 hr flight), 1/11 at home.

The Fillies were led by Nessie Harris' 20, and Donna Wilson's 18. Marie Kocurek added 17 points and nine rebounds before she fouled out (5th time). The personal fouls must have been given away easily, because Patty Montgomery also fouled out - but she only played 11 minutes. The 29 Fillies fouls became 38 Nebraska free throws (28 made). As opposed to the 18 Wrangler fouls that became 24 Minnesota free throws (15 made).

Newcomer Kim Hansen got her feet wet as she played 35 minutes, grabbed 10 rebounds and accumulated six fouls as well.

For the Wranglers Rosie Walker had 23 points and 13 rebounds. Carol Chason's 15 was the best of four others who had double figures.

Minnesota Fillies																	Team Game #	
Name	No.	Min	FGM	FGA	3-M	3-A	FTM	FTA	OFR	DFR	Tot Rb	Ast	PF	St	TO	BS	Pts	Eff Rat
Cotman, Angela	21	21	5	14			0	0	5	5	10	0	1	1	3	0	10	0.857
Daniels, Coco	24	3	0	0			0	0	0	0	0	0	0	0	1	0	0	-0.333
DeLorme, Scooter	32	45	6	11			1	2	2	2	4	5	2	2	2	0	13	0.600
Hansen, Kim	44	35	1	6			2	2	3	7	10	0	6	2	2	1	4	0.400
Harris, Nessie	15	33	8	12			4	7	4	2	6	2	5	2	2	0	20	0.909
Kocurek, Marie	42	36	7	17			3	4	3	6	9	0	6	1	1	3	17	0.722
Montgomery, Patty	53	11	1	3			2	2	2	4	6	0	6	0	1	0	4	0.818
Owens, Katrina	33	11	0	0			1	3	0	1	1	0	1	0	2	0	1	0.000
Stachon, Toni	25	5	0	1			0	0	0	0	0	0	0	0	0	0	0	0.000
Timperman, Janet	12	1	0	1			0	0	0	0	0	0	0	0	0	0	0	0.000
Wilson, Donna	11	39	8	14			2	4	4	1	5	1	2	1	3	0	18	0.590
Totals		240	36	79	0	0	15	24	23	28	51	8	29	9	17	4	87	0.608
			FG%	45.6%			FT%	62.5%	Team Rebs	2								

Nebraska Wranglers																		Team Game #
Name	No.	Min	FGM	FGA	3-M	3-A	FTM	FTA	OFR	DFR	Tot Rb	Ast	PF	St	TO	BS	Pts	Eff Rat
Beasley, Genia	34	21	3	8			0	0	3	1	4	1	2	3	1	3	6	0.667
Chason, Carol	10	39	6	12			3	5	2	1	3	1	1	3	3	1	15	0.513
Flora, Janet	32	7	0	0			2	2	0	0	0	0	2	1	0	0	2	0.429
Greene, Vivian	14	11	3	7			1	2	2	1	3	0	1	0	1	0	7	0.818
Jordan, Kim	30	15	0	4			0	0	1	3	4	1	1	0	1	0	0	0.333
Kunzmann, Connie	44	3	0	1			0	3	0	2	2	2	1	1	0	0	0	2.333
Lewis, Charlotte	50	31	3	14			6	7	3	3	6	1	2	1	3	1	12	0.581
Pope, Peggy	20	1	0	0			0	0	0	0	0	0	0	0	0	0	0	0.000
Taylor, Susan	24	25	5	11			0	0	3	1	4	0	3	0	1	0	10	0.520
Walker, Rosie	40	39	6	13			11	14	6	7	13	4	4	1	4	0	23	1.051
Warlick, Holly	22	40	5	13	0	1	3	3	1	4	5	7	0	3	4	0	13	0.775
Wright, Josephine	42	8	1	1			2	2	1	1	2	2	1	1	0	0	4	1.375
Totals		240	32	84	0	1	28	38	22	24	46	19	18	14	18	5	92	0.717
			FG%	38.1%			FT%	73.7%	Team Rebs	15								

The (4-7) Fillies returned home for an Auditorium game on Friday January 16th against the (4-8) San Francisco Pioneers.

The Pioneers had been on a roller coaster since the last time the teams met on December 30th. 1980 ended for them with a victory over the Fillies and a 1-5 record. They then fired Coach Frank LaPorte and brought in WBL Coach of the Year and WBL Champion, Dean Meminger. In their first two games of 1981, under Meminger, they lost to the winless New England Gulls and then beat them.

The Pioneers then signed 1980 WBL scoring champion Molly Bolin to a contract after her time in the Ladies Professional Basketball Association went belly up. Yet her time in the LPBA didn't harm her shooting eye as she was averaging over 40 points per game. The team also signed her ex-Iowa teammate Doris Draving – a two time All-Pro and two time All-Star. She only became a full-time Pioneer after a trade, involving Doris, between the Pioneers and the Hustle was invalidated.

The Pioneers then brought a smile to the whole city of St. Louis as they went there and lost to the Streak. So what? This Streak victory stopped their current nine game losing streak and when combined with the last 11 games of last year – a 20-game streak.

The day after the Streak loss (1/11) the Pioneers had to travel to New England where they beat the Gulls in overtime to raise their record to 3-7. The next day (1/12) they went to New Jersey where they lost to bring their record to 3-8.

The Pioneers had to stick around the northeast as they had another game back in the New England area (1/15) – except this time the game was going to be played in Portland, Maine. As they prepared to play, the Gulls didn't return to the floor after warm-ups and the game was cancelled. After Dean held a two-hour practice in Portland the team had to catch a flight to Minnesota for a game the next day (1/16).

Now that is a "heavy schedule."

The Friday night crowd of 2,115 coming out to the Auditorium might have had a little to do with the presence of Molly Bolin coming to town. Some pregame articles emphasized her scoring 53, 54, and 55 against the Fillies. Either way it was very encouraging, to the struggling Fillies, as they took a 28-24 1st quarter lead. The Fillies lead increased to 51-39 at the half and 77-62 after three quarters. The Pioneers got to within 93-90 with :27 on the clock, but two free throws from Donna Wilson sealed the 97-90 victory and raised the Fillies record to 5-7.

Donna Wilson led the way with 26 points, while Nessie Harris added 17 points and 10 rebounds. Katrina Owens' 13 points and 16 rebounds played a big role in the win. For the Pioneers, Anita Ortega had 20 points, while Cindy Haugejorde and Molly Bolin both had 14 each. Doris Draving pulled down 13 rebounds, while Nancy Dunkle had 12 boards.

Minnesota Fillies																	Team Game #	
Name	No.	Min	FGM	FGA	3-M	3-A	FTM	FTA	OFR	DFR	Tot Rb	Ast	PF	St	TO	BS	Pts	Eff Rat
Cotman, Angela	21	15	2	7			2	2	3	2	5	1	2	3	4	0	6	0.800
Daniels, Coco	24	Injured - Concussion																
DeLorme, Scooter	32	40	2	6			5	6	2	1	3	7	5	3	3	0	9	0.650
Hansen, Kim	44	16	1	3			0	0	0	4	4	2	4	2	1	1	2	0.688
Harris, Nessie	15	37	6	14			5	6	2	8	10	1	3	1	6	0	17	0.649
Kocurek, Marie	42	33	7	16			0	0	5	0	5	0	4	1	3	1	14	0.515
Montgomery, Patty	53	15	5	8			0	0	5	2	7	0	0	1	1	0	10	1.133
Owens, Katrina	33	30	3	9			7	11	5	11	16	1	4	0	0	1	13	1.033
Stachon, Toni	25	2	0	1			0	0	0	1	1	0	0	1	0	0	0	1.000
Timperman, Janet	12	12	0	4			0	0	3	1	4	1	0	1	0	0	0	0.583
Wilson, Donna	11	40	9	20			8	9	4	6	10	1	4	3	1	0	26	1.000
Totals		240	35	88	0	0	27	34	29	36	65	14	26	16	19	3	97	0.779
			FG%	39.8%			FT%	79.4%		Team Rebs	11							

San Francisco Pioneers																	Team Game #	
Name	No.	Min	FGM	FGA	3-M	3-A	FTM	FTA	OFR	DFR	Tot Rb	Ast	PF	St	TO	BS	Pts	Eff Rat
Bolin, Molly	32	28	6	14			2	2	3	0	3	1	5	1	3	0	14	0.607
Draving, Doris	50	24	2	7			0	1	5	8	13	0	3	1	1	1	4	0.708
Dunkle, Nancy	40	31	3	9			2	5	5	7	12	0	2	0	1	0	8	0.613
Haugejorde, Cindy	43	36	6	21			2	3	5	4	9	2	3	2	3	0	14	0.722
Hicks, Cardie	10	24	4	7			0	0	1	0	1	2	2	2	4	0	8	0.458
McKinney, Musiette	33	12	1	4			3	4	0	1	1	2	0	0	1	0	5	0.750
Nestor, Heidi	51	13	0	3			3	6	0	2	2	0	1	1	0	0	3	0.462
Ortega, Anita	11	41	8	17			4	8	2	1	3	0	4	3	4	0	20	0.537
Washington, Suzanne	22	29	4	9			5	7	2	0	2	0	3	0	2	0	13	0.448
Williams, Roberta	1	2	0	1			1	3	0	1	1	0	1	1	0	0	1	1.500
Totals		240	34	92	0	0	22	39	23	24	47	7	24	11	19	1	90	0.596
			FG%	37.0%			FT%	56.4%		Team Rebs	12							

As the Fillies ventured over to New Jersey for their next game several transactions took place for both teams. On the morning of January 19th, the Fillies waived Toni Stachon. With the addition of Kim Hansen, Toni became expendable.

Over in New Jersey, the Gems waived All-Pro and All-Star Gail Tatterson. Gail played year one with the Gems and achieved her high awards. The second season she became a champion with the New York Stars, but with the team's demise she returned to the Gems.

Despite her credentials she was only averaging 3.9 points and 2.5 rebounds in her 11 games. The Gems also waived a 5'0" reserve guard from Montclair State named Jill Jeffrey. While Jill was never a major contributor, she provided great chemistry for the team and stuck around as an assistant coach. The other two people waived were the nationally known "Dannon Twins." The blond photogenic twins, Faye and Kaye Young, were a great marketing tool for the new WBL.

As members of the New York Stars, Madison Avenue jumped on the twins to sell their products. They both played a full season and a half with the New York Stars before claiming a contract breach and getting traded to the New Jersey Gems. Now going into their third year the talent level surpassed them, even though Kaye was an All-Star in the first season.

The (9-5) Gems' home, South Mountain Arena, cost \$5,000 a game. So, a paying crowd of 932 just barely paid for rent as the Gems' hosted the (5-7) Fillies. After a playoff run the year before the Fillies were striving to get to .500 and a victory here was desperately needed. But they were going to be slightly handicapped because Coco Daniels was out with a concussion and Patty Montgomery was out with swollen glands.

The Gems took control of the 1st quarter, 27-22. The Fillies flipped that around to tie the score at the half 49-49. The Gems took a slight 3rd quarter lead, 71-70. The Fillies then took the lead at 74-73. Carol Blazejowski, the WBL's leading scorer, scored six straight before they gave up two more Fillies points. The Gems added three more points to complete their 9-2 run and an 82-76 lead. The Fillies never challenged the Gems after that and eventually lost, 98-88.

The Fillies were led by their rookies Nessie Harris with 20 and Angela Cotman with 19. The Fillies veterans, Donna Wilson and Marie Kocurek had 17 and 13 respectively. One of these latter two fouled out – I'll let you guess who.

The Gems' Blazejowski came through with 36 points and nine rebounds, while fellow Olympian Tara Heiss came through with 18.

Minnesota Fillies																	Team G
Name	No.	Min	FGM	FGA	3-M	3-A	FTM	FTA	OFR	DFR	Tot Rb	Ast	PF	St	TO	BS	Pts
Cotman, Angela	21		7				5				0						19
Daniels, Coco	24	Injured - Concussion															
DeLorme, Scooter	32		2				0				0						4
Hansen, Kim	44		0				2				0						2
Harris, Nessie	15		9				2				0						20
Kocurek, Marie	42		6				1				0		6				13
Montgomery, Patty	53	Injured - Swollen Glands															
Owens, Katrina	33		0				3				0						3
Timperman, Janet	12		4				2				0						10
Wilson, Donna	11		8				1				0						17
Adjustment		240											16				
Totals		240	36	0	0	0	16	0	0	0	0	0	0	0	0	0	88
			FG%	#####			FT%	#DIV/0!	Team Rebs								

New Jersey Gems																	Team Ge
Name	No.	Min	FGM	FGA	3-M	3-A	FTM	FTA	OFR	DFR	Tot Rb	Ast	PF	St	TO	BS	Pts
Blazejowski, Carol	12		13	25			10	11		9	9						36
Comerie, Debbie	34	10	2				0				0						4
Gregory, Anne	42	26	2				5			6	6						9
Harris, Willodean	40	32	7				3				0						17
Heiss, Tara	44		7				4				0						18
Marquis, Gail	24		1				0				0						2
Szeremeta, Wanda	23		0				0				0						0
Thomas, Janice	10		6				0				0	14					12
Van Ness, Joan	32		0				0				0						0
Adjustment		172											23				
Totals		240	38	25	0	0	22	11	0	15	15	14	23	0	0	0	98
			FG%	#####			FT%	200.0%		Team Rebs							

The Fillies really wanted this victory because their next two games were against a very bad (1-13) St. Louis Streak. After finally breaking their two-year 20 game-losing streak the team had now lost four more in a row. So, a victory over the Gems and a sure victory over the Streak could have gotten them to .500.

But before the team made it to St. Louis two big transactions took place with the Fillies. On Tuesday January 20th the Fillies finally got tired of waiting for their 1979 #1 pick, Katrina Owens, to get motivated and they traded her to the San Francisco Pioneers for Nancy Dunkle. While each players was a post player, the Fillies wanted the experience and dedication of former Olympian Nancy Dunkle. The Fillies were getting 7.9 points and 7.8 rebounds per game as they gave up 5.3 points and 8.5 rebounds per game in Owens.

Coach Kunze put it this way:

“Dunkle has great court awareness,” said Fillies coach Terry Kunze. “She's a good passer and a good athlete who will make the others better players. To win on the road, you have to have some experienced players.”

On the same day the Fillies put Marie Kocurek on waivers. Maybe this was at her request or maybe the Fillies were floating a trial balloon. Either way, in most sports, when a player is placed on waivers that player becomes available. The other teams may claim the player based on the pecking order of worst to first. In this case, the Nebraska Wranglers claimed Kocurek. Nebraska, on the 20th, had the 2nd best record in the league, so five other teams passed on picking her up.

Once she was claimed by Nebraska the Fillies pulled her back and cancelled the waiver. The Fillies now knew which team they should negotiate with in order to get something of value for Marie. Until the deal was complete Marie would stay a member of the Fillies.

The Wednesday January 21st game at Kiel Auditorium drew only 761 fans as the (1-13) Streak were after their second victory. The Fillies were still playing without Daniels or Montgomery.

After the 1st quarter the Streak were on their way with a 30-22 lead. As opposed to last game when the Fillies flipped the script, they actually made it worse with a 30-18 2nd quarter. This meant the Fillies trailed 60-40 at the half. The 3rd quarter cut off only six points as Minnesota went into the 4th quarter trailing 80-66. The Streak completed their mission with a 105-88 victory.

The Streak doubled their victory total, and the Fillies fell to 5-9. Angela Cotman led the way with 22 points, while Nessie Harris had 16. Donna Wilson and Marie Kocurek both chipped in with 12.

The Streak's leader was an old and familiar face, Patricia Roberts, who had 19 points and eight rebounds in just 26 minutes. Team rookies Lydia Johnson and Linnell Jones came through with 18 and 17 respectively. A former New York Star, Pearl Moore, also contributed 17.

Minnesota Fillies																		Team Game #
Name	No.	Min	FGM	FGA	3-M	3-A	FTM	FTA	OFR	DFR	Tot Rb	Ast	PF	St	TO	BS	Pts	Eff Rat
Cotman, Angela	21	36	9	20			4	4	3	2	5	2	2	0	3	0	22	0.778
Daniels, Coco	24	Injured - Concussion																
DeLorme, Scooter	32	30	3	6			2	2	0	7	7	5	3	2	6	0	8	0.700
Hansen, Kim	44	17	2	7			0	0	2	1	3	0	2	2	3	0	4	0.353
Harris, Nessie	15	41	8	17			0	0	3	5	8	4	4	3	2	0	16	0.805
Kocurek, Marie	42	34	5	11			2	2	1	6	7	0	5	0	1	2	12	0.529
Montgomery, Patty	53	Name Not in Newspapers																
Owens, Katrina	33	16	3	6			0	0	2	4	6	0	0	0	2	0	6	0.625
Timperman, Janet	12	28	4	9			0	0	0	3	3	3	1	1	2	0	8	0.571
Wilson, Donna	11	38	4	10			4	4	3	3	6	5	0	0	6	0	12	0.579
Totals		240	38	86	0	0	12	12	14	31	45	19	17	8	25	2	88	0.642
			FG%	44.2%			FT%	100.0%		Team Rebs	6							

St. Louis Streak																		Team Game #
Name	No.	Min	FGM	FGA	3-M	3-A	FTM	FTA	OFR	DFR	Tot Rb	Ast	PF	St	TO	BS	Pts	Eff Rat
Booker, Betty	20	27	4	10			2	2	2	0	2	2	0	1	0	0	10	0.630
Cook, Jane Ellen	7	35	4	9			0	0	5	2	7	4	0	1	2	0	8	0.629
Davidson, Winsome	6	Injury - 2nd Player Out Rest of Year																
Fuller, Mary	22	Injured - Achilles																
Johnson, Lydia	50	43	7	22			4	5	5	11	16	0	1	0	3	0	18	0.721
Jones, Linnell	1	47	8	20			1	4	4	3	7	7	4	2	4	1	17	0.766
Mitchell, Adrian	34	Injured - Knee																
Moore, Pearl	12	34	8	21			1	1	3	2	5	5	2	3	1	0	17	1.000
Pope, Rowanna	11	1	0	3	0	1	0	0	0	0	0	0	0	0	0	0	0	0.000
Roberts, Patricia	44	26	8	12			3	4	3	5	8	1	4	3	0	0	19	1.231
Thompson, Rosie	10	27	6	10			4	4	3	4	7	2	1	1	1	0	16	1.000
Adjustment																		
Totals		240	45	107	0	1	15	20	25	27	52	21	12	11	11	1	105	0.829
			FG%	42.1%			FT%	75.0%		Team Rebs	11							

While the Fillies were in St. Louis there was an uproar going on in Minneapolis. Here is what was going on:

Five Minnesota Fillies fans picketed in front of the Minneapolis Star and Tribune Company building Wednesday to call for more newspaper coverage of their favorite team. "We're frustrated that there hasn't been much coverage before the games," said Dawn Tyson, "and it seems a lot of the stories after the games have to do with the stars of the other teams."

For a league working to establish credibility this was a positive visual that should have been recognized and spoken of all over the league.

The two teams travelled up to Minnesota for a game two days later in the Auditorium on Friday January 23rd. The (5-9) Fillies were pleased with the 1,351 who showed up as they sought their revenge against the (2-13) Streak.

Even though her name would not appear in the box score the Fillies re-signed Tonyus Chavers as the possibility of Marie Kocurek leaving loomed on the horizon.

The Streak got off to another good 22-15 start, which became a 39-33 halftime score. The Fillies could clip off only one more point to go into the 4th quarter trailing 59-54. The Fillies fought back to take a lead of 78-77 with under a minute left.

The Streak's Lydia Johnson scored with 12 seconds remaining to give the Streak a 79-78 lead. In the end the Fillies had several opportunities to win the game as Coco Daniel's shot from the free throw line missed and Donna Wilson's follow-up tip also failed to fall. The 79-78 Streak victory gave St. Louis a 3-13 record and a two-game winning streak. For the Fillies their record was now 5-10 and they owned a three-game losing streak.

The Fillies were led by Donna Wilson with 20 and Nessie Harris with 19. The Streak were led by Linnell Jones' 21, Lydia Johnson's 20, and 16 each from both Pearl Moore and Patricia Roberts.

Minnesota Fillies																	Team Ge
Name	No.	Min	FGM	FGA	3-M	3-A	FTM	FTA	OFR	DFR	Tot Rb	Ast	PF	St	TO	BS	Pts
Cotman, Angela	21										0						4
Daniels, Coco	24										0						9
DeLorme, Scooter	32										0						2
Hansen, Kim	44										0						8
Harris, Nessie	15										0						19
Kocurek, Marie	42										0						12
Montgomery, Patty	53										0						2
Timperman, Janet	12										0						2
Wilson, Donna	11										0						20
Adjustment		240	31	80			16	20					22				
Totals		240	31	80	0	0	16	20	0	0	0	0	22	0	0	0	78
			FG%	38.8%			FT%	80.0%	Team Rebs								
Special Notes:	FTA - estimated, paper had 11-14, so used same % to get 20 FTAs																

St. Louis Streak																	Team Ge
Name	No.	Min	FGM	FGA	3-M	3-A	FTM	FTA	OFR	DFR	Tot Rb	Ast	PF	St	TO	BS	Pts
Booker, Betty	20										0						6
Cook, Jane Ellen	7										0						0
Fuller, Mary	22	Injured - Achilles															
Johnson, Lydia	50										0						20
Jones, Linnell	1										0						21
Moore, Pearl	12										0						16
Pope, Rowanna	11										0						0
Roberts, Patricia	44										0						16
Thompson, Rosie	10										0						0
Adjustment		240	31	77			17	24					20				
Totals		240	31	77	0	0	17	24	0	0	0	0	20	0	0	0	79
			FG%	40.3%			FT%	70.8%	Team Rebs								

During the week the names for the upcoming 3rd WBL All-Star game were announced. The Fillies would be represented by Angela Cotman, Nessie Harris, and Marie Kocurek. This would be Marie's 3rd All-Star game, of which only four others ever achieved this level of recognition. The others were Paula Mayo, Althea Gwyn, Janice Thomas, and Molly Bolin.

(Ed: I still don't know how these All-Star selections were made. In the 1st 14 games, Angela Cotman missed 5 games and was the leading scorer only once and 2nd leading once. Donna Wilson in 14 games was the leading scorer four times, second three times, and third two times. Nine out of 14 she was in the top three. How was she not an All-Star rep, again?)

Also during the week of January 29th the Fillies made another major trade before their season got out of hand. They traded with the San Francisco Pioneers for the overall #1 pick of the 1979 Draft, Pat Mayo. Pat was both an All-Pro and an All-Star in her first year, but as of December she announced she was no longer interested in playing basketball.

Pioneers' owner Marshall Geller responded to Mayo's retirement with:

"I saw that story about Pat Mayo's quote retirement, unquote," the owner said sarcastically. "We're not going to pay players who are not prepared to play on the professional level. This isn't high school or college. They have to put out the effort expected of professionals."

So, a month later the Fillies traded the infamous "Future Considerations" to the Pioneers to see if Pat Mayo might be interested in playing in Minnesota. The answer was "No," in that she never reported.

The team that was so close to a .500 respectability were now in a deep hole as they had two more home games coming up. The first game was a week later on Friday January 30th against the best team in the WBL the (12-3) Nebraska Wranglers.

In Minnesota, the Wranglers played their third road game in three days. On the 28th they lost an overtime game to the (13-7) New Orleans Pride, 119-114. The next day, the 29th, they met the (10-5) Dallas Diamonds and destroyed them, 105-92 with Rosie Walker scoring 37 points. Now they were at the Minneapolis Auditorium in front of 1,095 fans and facing a (5-10) Fillies team. This Fillies team had their new additions of Nancy Dunkle and Tonyus Chavers in the line-up.

The game was over in the 1st quarter, as Minnesota went 6:11 with 0 points. In the final 5:49 they added nine points. The Wranglers had 26. The score progressed to 47-30, 69-50, and finished up at 85-68.

The Fillies had only two players in double figures with Donna Wilson getting 16 and Kocurek scoring 10, while grabbing eight rebounds. The (13-3) Wranglers were ready to get off the road and return home. They were led by Rosie Walker's 21 points and 14 rebounds. Susan Taylor added 16, while former Fillies draft pick Kim Jordan came through with 11 points.

Minnesota Fillies																		Team Game #
Name	No.	Min	FGM	FGA	3-M	3-A	FTM	FTA	OFR	DFR	Tot Rb	Ast	PF	St	TO	BS	Pts	Eff Rat
Chavers, Tonyus	45	8	3	4			0	2	1	1	2	1	0	0	1	2	6	1.125
Cotman, Angela	21	29	3	10			1	2	1	2	3	2	4	0	0	1	7	0.483
Daniels, Coco	24	13	0	3			0	0	1	0	1	0	2	0	3	1	0	-0.154
DeLorme, Scooter	32	18	3	6			0	2	0	3	3	2	3	1	2	0	6	0.667
Dunkle, Nancy	25	29	3	12			1	1	3	2	5	3	3	0	2	1	7	0.552
Hansen, Kim	44	25	1	5			1	3	4	3	7	1	1	0	2	1	3	0.400
Harris, Nessie	15	29	3	12			1	2	1	3	4	1	4	3	5	0	7	0.379
Kocurek, Marie	42	33	5	14			0	4	4	4	8	1	4	1	2	1	10	0.576
Mason, Debbie	13	17	1	4			2	2	1	0	1	1	1	0	1	0	4	0.353
Timperman, Janet	12	7	1	3			0	0	1	2	3	0	1	0	1	0	2	0.571
Wilson, Donna	11	32	7	10			2	2	1	1	2	3	2	0	3	0	16	0.656
Totals		240	30	83	0	0	8	20	18	21	39	15	25	5	22	7	68	0.500
			FG%	36.1%			FT%	40.0%		Team Rebs	25							
Special Notes:																		

Nebraska Wranglers																		Team Game #
Name	No.	Min	FGM	FGA	3-M	3-A	FTM	FTA	OFR	DFR	Tot Rb	Ast	PF	St	TO	BS	Pts	Eff Rat
Beasley, Genia	34	18	3	12			0	0	1	2	3	0	1	0	2	2	6	0.389
Chason, Carol	10	30	2	6			1	2	1	4	5	1	1	2	1	0	5	0.433
Flora, Janet	32	4	0	0			1	2	1	0	1	0	2	0	0	0	1	0.500
Greene, Vivian	14	22	2	9			0	0	0	0	0	2	2	3	2	0	4	0.409
Jordan, Kim	30	14	5	6			1	2	1	2	3	0	1	1	2	0	11	0.929
Kunzmann, Connie	44	9	0	2			2	2	0	0	0	1	3	1	0	1	2	0.556
Lewis, Charlotte	50	31	5	14			0	0	2	9	11	0	2	1	1	3	10	0.677
Pope, Peggy	20	3	0	2			0	0	0	1	1	0	1	0	0	0	0	0.333
Taylor, Susan	24	28	5	10			6	6	1	1	2	0	5	1	4	0	16	0.536
Walker, Rosie	40	35	6	14			9	13	6	8	14	1	2	1	3	0	21	1.000
Warlick, Holly	22	37	4	7			0	0	0	2	2	2	0	3	3	0	8	0.378
Wright, Josephine	42	9	0	2			1	5	2	0	2	0	1	0	1	0	1	0.222
Totals		240	32	84	0	0	21	32	15	29	44	7	21	13	19	6	85	0.571
			FG%	38.1%			FT%	65.6%		Team Rebs	20							

Two days later, Sunday February 1st, the (8-6) Chicago Hustle filed into the Auditorium to play a struggling Fillies' team. The Hustle, who ended 1980 with a 5-1 record, watched their head coach Bill Gleason get hospitalized with an ulcer. His replacement, Eddie Smythe guided the team to a 1-3 record which made them 6-4 before Gleason returned. Since then, they were 2-2, with their last win an ugly 71-62 win over the New Jersey Gems in front of 3,061 Alumni Hall fans.

But on January 28th they added two solid players from the officially defunct New England Gulls. The first was All-Pro and two-time All-Star Althea Gwyn. The second player was Cris Critelli, a former teammate of Angela Cotman at Old Dominion, and a 1st round pick of the New York Stars in the last draft. Gwyn brought her 22.0 ppg and 14.3 rpg average, while Critelli carried her 20.7 points, 3.5 rebounds, and 3.0 assists per game average to the Hustle.

The 1,056 fans were treated to an explosive 16-10 1st quarter advantage for the Fillies. This escalated to a 40-27 half time score. The 13-point lead dwindled to three as the Hustle more than doubled their halftime total. Their 31-21 3rd quarter, behind the efforts of Inge Nissen, brought the score to 61-58. In the 4th quarter the Fillies raised their lead to nine and then finished off with an 85-75 win. The Fillies four-game losing streak was over and their record improved to 6-11.

Nessie Harris led the team with 24 points and nine rebounds. Coco Daniels and Marie Kocurek split 28 points evenly, while Donna Wilson added 12. The three front line studs of Kocurek, Dunkle, and Kim Hansen picked up 17 fouls – with Dunkle and Hansen fouling out.

The post player fouls were accumulated trying to stop Inge Nissen who shot only 7 of 20 from the field, but 14 of 18 from the line for 28 points. She also pulled down 16 rebounds. Paula Mayo, with 20, was the only other double-digit scorer for the Hustle.

Minnesota Fillies																	Team Game #	
Name	No.	Min	FGM	FGA	3-M	3-A	FTM	FTA	OFR	DFR	Tot Rb	Ast	PF	St	TO	BS	Pts	Eff Rat
Chavers, Tonyus	45	3	0	0			0	0	0	0	0	1	2	0	0	0	0	0.667
Cotman, Angela	21	17	4	9			1	2	2	4	6	1	3	1	4	0	9	0.824
Daniels, Coco	24	29	4	7			6	8	0	2	2	2	1	3	3	0	14	0.690
DeLorme, Scooter	32	19	0	4			1	3	1	1	2	1	1	2	1	0	1	0.316
Dunkle, Nancy	25	22	1	7			1	2	2	2	4	0	6	1	4	0	3	0.182
Hansen, Kim	44	32	4	5			0	0	7	6	13	2	6	0	1	2	8	0.750
Harris, Nessie	15	44	12	19			0	2	2	7	9	5	3	5	4	1	24	1.000
Kocurek, Marie	42	36	5	15			4	6	1	6	7	3	5	1	1	0	14	0.750
Mason, Debbie	13	Name Not in Newspapers																0
Wilson, Donna	11	38	6	15			0	0	1	6	7	1	3	3	4	0	12	0.526
Totals		240	36	81	0	0	13	23	16	34	50	16	30	16	22	3	85	0.671
			FG%	44.4%			FT%	56.5%		Team Rebs	13							

Chicago Hustle																	Team Game #	
Name	No.	Min	FGM	FGA	3-M	3-A	FTM	FTA	OFR	DFR	Tot Rb	Ast	PF	St	TO	BS	Pts	Eff Rat
Candler, Belinda	24	Name Not in Newspapers																0
Critelli, Cris	22	17	1	8	0	1	6	8	2	3	5	1	1	1	1	0	8	0.882
Digitale, Sue	21	9	1	4			2	2	2	2	4	0	0	0	0	0	4	0.889
Easterling, Rita	15	27	0	1			0	0	0	2	2	1	2	2	6	0	0	0.000
Fincher, Janie	10	Name Not in Newspapers																
Geils, Donna	14	19	0	3			0	0	0	0	0	0	1	0	2	0	0	-0.105
Gwyn, Althea	44	37	4	11			1	6	3	9	12	0	2	0	2	0	9	0.514
Matthews, Linda	12	27	2	5			0	0	0	1	1	0	5	2	2	0	4	0.185
Mayo, Paula	25	44	9	19			2	2	1	3	4	0	3	3	1	0	20	0.591
Nissen, Inge	42	41	7	20			14	18	4	12	16	2	4	0	4	6	28	1.073
White, Ethel	20	19	1	3			0	0	0		0	2	2	2	4	0	2	0.211
Totals		240	25	74	0	1	25	36	12	32	44	6	20	10	22	6	75	0.496
			FG%	33.8%			FT%	69.4%		Team Rebs	8							

Three days later the Fillies went to St. Louis to play a team they were playing for the third time in 13 days. The Wednesday February 4 game in Kiel Auditorium drew an official number of 1,209, but a newspaper counted only 500.

This Streak team was different than the last Streak team they played just 13 days ago. During that time the Streak traded some draft picks and the rights to another player for an All-Pro and All-Star, Alfreda Abernathy of the Dallas Diamonds. Last year Alfreda averaged 27 points and almost 15 rebounds a game for a seven win Dallas team. Yet with a change of coaches and players her numbers had dropped to 13.4 points and 5.8 rebounds per game. The Streak now had a front line of 6'4" Lydia Johnson, 6'3" Abernathy, and 6'1" Patricia Roberts.

The (5-15) Streak were 4-2 over the last 13 days as they jumped out to a 28-20 1st quarter lead. An evenly played 2nd quarter had the Streak leading 44-36 at the half. Their lead increased to 64-52 after three quarters and eventually became an 86-70 Fillies' loss. 16 points was too large a difference to blame the free throw discrepancy, but the visitors' 6 of 10 vs the 20 of 34 for the home team was tough to overlook.

The (6-12) Fillies were just 1.5 games ahead of the (6-15) Streak as of the All-Star break and there were very few positives to build on for the Fillies. Nessie Harris again led the team with 21 points and five assists. Marie Kocurek's 18 was next best and Coco Daniels added 12.

For the Streak the super-sized front court of Lydia Johnson and Alfredda Abernathy had 19 and 15 respectively, with Johnson pulling down 12 rebounds. Pearl Moore was the 2nd high scorer with 16 points.

Minnesota Fillies																	Team Ge
Name	No.	Min	FGM	FGA	3-M	3-A	FTM	FTA	OFR	DFR	Tot Rb	Ast	PF	St	TO	BS	Pts
Chavers, Tonyus	45										0				2 <at leas		4
Cotman, Angela	21										0						2
Daniels, Coco	24										0						12
DeLorme, Scooter	32										0						0
Dunkle, Nancy	25										0		6				2
Hansen, Kim	44										0						8
Harris, Nessie	15										0	5					21
Kocurek, Marie	42										0						18
Mason, Debbie	13										0						0
Wilson, Donna	11										0	7					3
Adjustment		240	32	72			6	10			30		20				
Totals		240	32	72	0	0	6	10	0	0	30	12	26	0	2	0	70
			FG%	44.4%			FT%	60.0%		Team Rebs							

St. Louis Streak																	Team Ge
Name	No.	Min	FGM	FGA	3-M	3-A	FTM	FTA	OFR	DFR	Tot Rb	Ast	PF	St	TO	BS	Pts
Abernathy, Alfredda	52										0						15
Booker, Betty	20										0						6
Cook, Jane Ellen	7										0						8
Fuller, Mary	22										0						2
Johnson, Lydia	50									12	12						19
Jones, Linnell	1										0	6					7
Moore, Pearl	12										0			4 <at least			16
Pope, Rowanna	11	Name not in Newspaper															
Roberts, Patricia	44										0						10
Thompson, Rosie	10										0						3
Adjustment		240	33	73			20	34			27		13				
Totals		240	33	73	0	0	20	34	0	12	39	6	13	0	4	0	86
			FG%	45.2%			FT%	58.8%		Team Rebs							

The Fillies' 6-12 record concluded the first half of the season. It also concluded the career for Janet Timperman, who was waived by the Fillies. She left with scoring 5.9 per game last year and 2.9 this year. There was going to be a league wide six-day break for the 3rd Annual All-Star game.

The WBL League Statistics – as of Feb. 5th, 1981

SCORING

Name,Team	GP	Pts	Avg
Blazejowski, N.J.	21	615	29.3
Lieberman, Dal.	16	411	25.7
Walker, Neb.	17	390	22.9
Nissen, Chi.	15	344	22.9
Bolin, S.F.	9	184	20.4

REBOUNDS

Name,Team	GP	Reb	Avg
Gwyn, Chi.	13	182	14.0
Walker, Neb.	17	233	13.7
Johnson, St.L	19	256	13.5
Nissen, Chi.	15	180	12.0
Haugejorde, S.F.	16	152	9.5

ASSISTS

Name,Team	GP	Ast	Avg
Thomas, N.J.	21	192	9.1
Lieberman, Dal.	16	109	6.8
Warlick, Neb.	17	91	5.4
Jones, St.L	20	104	5.2
Blalock, N.O.	22	109	4.9

STEALS

Name,Team	GP	Stl	Avg
Lieberman, Dal.	16	54	3.4
Thomas, N.J.	21	63	3.0
Chason, Neb.	17	49	2.9
Roberts, St.L	20	55	2.8
Blazejowski, N.J.	21	51	2.4

FIELD GOAL PCT.

Name,Team	FGM	FGA	Pct.
Walker, Neb.	130	220	.591
Forest, N.O.	97	171	.567
Chason, Neb.	97	180	.539
Blazejowski, N.J.	245	485	.505
Wayment, N.O.	58	117	.496

FREE THROW PCT.

Name,Team	FTM	FTA	Pct.
Bolin, S.F.	56	66	.849
Lieberman, Dal.	105	124	.847
Critelli, Chi.	57	69	.826
Blazejowski, N.J.	125	152	.822
Brogdon, N.O.	88	108	.815

BLOCKED SHOTS

Name,Team	GP	Blks	Avg
Nissen, Chi.	15	60	4.0
Owens, Chi.	14	23	1.6
Andrykowski, N.O.	18	27	1.5
Harris, N.J.	13	15	1.2
Lewis, Neb.	16	18	1.1

The All-Star game was February 9, 1981 in Albuquerque, New Mexico. This game was a showcase from a former Ladies Professional Basketball Association team, the New Mexico Energiee. They were petitioning the WBL for a place in the league. This effort was led by the former coach and spokesman for the LPBA, Norm Ellenberger. Norm's connections and association within New Mexico were legendary. Therefore, when 3,378 (in a 6,000 seat arena) attended the All-Star game, it made their future prospects for admittance look good.

None of the Fillies were starters for the East which was made up of players from Chicago, Minnesota, Nebraska, and St. Louis. The East got blown out 125-92 by the West.

For Kocurek this was her 2nd loss with one victory in three years. Statistically, Harris scored nine, Cotman eight, and Kocurek two. Yet Kocurek had a 1.400 Eff Rating because of an additional eight rebounds and two assists in just 10 minutes of play. Harris was on the other end with a poor .280, because of her five turnovers while playing 25 minutes.

As members of the losing team, all the players were promised \$150, with the winners receiving \$300. Whether anyone ever saw their money was debatable.

Eastern Division All-Stars																				
Coach: Steve Kirk Nebraska Wranglers 16 - 4																				
Team	No.	Name	Pos.	Min	2 FGM	2FGA	3FGM	3FGA	FTM	FTA	OF RB	DF RB	TOT RB	Ast	PF	St	TO	BS	Pts	Eff Rat
Chicago Hustle		Mayo, Paula	F	16	3	11					3	1	4		3		1		6	0.563
Nebraska Wranglers		Walker, Rosie	C	21	5	10			3	6	2	1	3		5		2		13	0.667
Chicago Hustle		Nissen, Inge	C	29	8	20			7	8	2	5	7		4		5		23	0.862
St. Louis Streak		Moore, Pearl	G	33	5	16			1	1	0	2	2	3	4		0		11	0.576
Nebraska Wranglers		Warlick, Holly	G	28	3	10					2	5	7	2	1		0		6	0.607
Minnesota Fillies		Kocurek, Marie	F	10	0	5			2	6	4	4	8	2	2				2	1.400
Minnesota Fillies		Harris, Nessie	F	25	3	8			3	6	2	0	2		2	1	5		9	0.280
Minnesota Fillies		Cotman, Angela	G	23	4	13					4	0	4		1		1		8	0.478
St. Louis Streak		Johnson, Lydia	C	24	3	13			3	4	4	8	12		4		2		9	0.792
St. Louis Streak		Jones, Linnell	G	31	2	6			1	4	1	3	4	3	3		5		5	0.323
				240	36	112	0	0	20	35	24	29	53	10	29	1	21	0	92	0.604

Western Division All-Stars																				
Coach: Greg Williams Dallas Diamonds 12 - 6																				
Team	No.	Name	Pos.	Min	2 FGM	2FGA	3FGM	3FGA	FTM	FTA	OF RB	DF RB	TOT RB	Ast	PF	St	TO	BS	Pts	Eff Rat
Dallas Diamonds		Lieberman, Nancy	G	24	8	15			4	4	0	6	6	5	2	5	1		20	1.667
San Francisco Pioneers		Haugejorde, Cindy	F	23	7	10					2	5	7	0	2	0	1		14	0.870
New England Gulls		Gwyn, Althea	C	24	2	9			4	7	3	6	9	1	4	0	7		8	0.500
New Jersey Gems		Blazejowski, Carol	F	21	5	9			10	12	0	6	6	1	1	2	1		20	1.381
New Jersey Gems		Thomas, Janice	G	22	1	9			0	0	1	3	4	3	1	1	2		2	0.500
Dallas Diamonds		Jennings, Rosalind	G	22	0	6			3	6	3	4	7	0	0	0	0		3	0.455
New Jersey Gems		Marquis, Gail	F	21	3	5			0	0	4	4	8	0	5	0	4		6	0.476
New Orleans Pride		Brogdon, Cindy	G	22	5	14			3	3	1	5	6	1	3	0	3		13	0.818
New Orleans Pride		Bialock, Sybil	G	21	1	3			2	3	2	2	4	1	4	0	2		4	0.381
San Francisco Pioneers		Bolin, Molly	G	22	13	20	0	1	3	3	1	0	1	1	1	1	0		29	1.500
San Francisco Pioneers		Hicks, Cardie	F	18	3	11			0	0	1	0	1	1	5	0	3		6	0.333
				240	48	111	0	1	29	38	18	41	59	14	28	9	24	0	125	0.821

This is probably another good time to look at the WBL Standings:

Coastal Division

	W	L	Pct	G/B
Dallas	12	6	.667	---
New Orleans	14	8	.636	---
New Jersey	14	8	.636	---
San Francisco	6	12	.333	6.0
New England	2	10	.167	Disbanded

Midwest Division

	W	L	Pct	G/B
Nebraska	16	4	.800	---
Chicago	8	9	.471	6.5
Minnesota	6	12	.333	9.0
St. Louis	6	15	.286	10.5

Before the 2nd half of the season started the Fillies waived Tonyus Chavers, again. They also made another trade with the San Francisco Pioneers for the infamous "Future Considerations." 5'8" All-Pro and All-Star guard Anita Ortega was the Pioneer and she was motivated enough to show up to play for the Fillies. The Pioneers were unloading people that Dean Meminger felt didn't fit his playing style. So, for the Fillies this added to their arsenal of All-Stars, but getting them to work together as a unit was another story.

For the Fillies they were about to go on the road and play four games in five days. Their first opponent was – St. Louis, again. This would be the 4th time in six games that these two teams met.

After their 1-13 start the Streak were happy to beat-up on the Fillies as they had three times before. The Fillies and the Streak met in Kiel Auditorium, along with an unknown number of Streak fans, on Wednesday February 11th, for a battle to stay out of last.

The Streak got off to a 23-14 lead. This only meant the Fillies were hitting their average 1st quarter score over the last five games (74 points in 5 games = 15). Fortunately, they were able to turn the tide with their own 25-12 effort to go into the half leading 39-35.

The Streak took the lead during the next quarter and led 63-60 going into the 4th quarter. With the change in seasonal momentum the Streak, who were 5-2 in their last seven games, came on strong to complete the 94-84 win over the (6-13) Fillies, who were 1-6 over their last seven games.

Nessie Harris led the team with 17, and the recently acquired Anita Ortega scored 16. Kim Hansen had 11 points and 10 rebounds. As for Marie Kocurek, this was the 9th game in a row that she was not the leading scorer on a team that she carried for two years.

The (7-15) Streak, whose .318 winning percentage was ahead of the (6-13) Fillies' .316 meant they had moved into third place and the Fillies into last. They were led by Lydia Johnson's 21, with 12 rebounds and Pearl Moore's 20 points and nine rebounds. Patricia Roberts was third with 16 points.

Minnesota Fillies																	Team G
Name	No.	Min	FGM	FGA	3-M	3-A	FTM	FTA	OFR	DFR	Tot Rb	Ast	PF	St	TO	BS	Pts
Cotman, Angela	21	Name not in Newspaper															
Daniels, Coco	24										0						4
DeLorme, Scooter	32										0						8
Dunkle, Nancy	25										0						8
Hansen, Kim	44									10	10						11
Harris, Nessie	15										0						17
Kocurek, Marie	42										0						12
Ortega, Anita	33										0						16
Wilson, Donna	11									9	9						8
Adjustment		240	31	84			22	32		36	36		26				
Totals		240	31	84	0	0	22	32	0	55	55	0	26	0	0	0	84
			FG%	36.9%			FT%	68.8%	Team Rebs								

St. Louis Streak																	Team Ge
Name	No.	Min	FGM	FGA	3-M	3-A	FTM	FTA	OFR	DFR	Tot Rb	Ast	PF	St	TO	BS	Pts
Abernathy, Alfreda	52										0						6
Booker, Betty	20										0						6
Cook, Jane Ellen	7										0						7
Fuller, Mary	22										0						2
Johnson, Lydia	50									12	12						21
Jones, Linnell	1										0						4
Moore, Pearl	12									9	9						20
Pope, Rowana	11										0						4
Roberts, Patricia	44										0						16
Thompson, Rosie	10										0						8
Adjustment		240	36	84			22	34		23	23		20				
Totals		240	36	84	0	0	22	34	0	44	44	0	20	0	0	0	94
			FG%	42.9%			FT%	64.7%	Team Rebs								

The (6-13) Fillies were about to play their second game of three in a row as they travelled to Dallas to take on the (12-6) Diamonds. This was the Fillies' first opportunity to see the exceptional skills of the assistant coach of the Diamonds, Tom Davis the number one pick of the 1980 draft, Nancy Lieberman. As of the All-Star Game, of which Lieberman was named the game's MVP, she was averaging 25.7 points, 9.1 rebounds, and 6.8 assists.

As the Fillies began their warm-ups they were as surprised as the 647 Dallas fans in Moody Coliseum that at the other end there was no Nancy Lieberman. Nancy had a contractual exemption that allowed her to participate in the Superstars competition being held in Eugene, Oregon. (In which she finished third)

The Fillies upped their 1st quarter point total to 23, but they gave up 33. And while they improved with 27 more in the 2nd quarter to get to 50, they also gave up another 35 to trail 68-50 at the half. Neither team knew how to shut the other guys down as the Fillies added 30 more in the 3rd quarter, but Dallas added 37 to solidify their 105-80 lead. The final score of 137-112 brought the Fillies record to 6-14 and this was their third loss in a row and their seventh in eight games.

The Fillies had six players with double figures led by the unsung, but always dependable, Donna Wilson with 22. Coco Daniels added 19, while Angela Cotman had 17. Kocurek's 14 points and six fouls put her back as a prominent contributor for the Fillies.

The Diamonds had a rare Team Efficiency Rating over 1.000 (1.042) with seven players over 1.000. They also had eight players in double figures with Gwen Walker's 24 on top, followed by Vanessa Barnes and Kim Bueltef's 18 each.

Rosalind Jennings recorded the sixth regulation Triple-Double in WBL history with 16 points, 11 rebounds, and 12 assists. (As opposed to Nancy Lieberman's 38 points, 10 rebounds, and 10 assists in double overtime.) The first Triple-Double belonged to Janie Fincher in the last game of the 1978-79 season. Ann Meyers recorded, at least, four regulation Triple-Doubles. (If the league stats were better, than might have been more)

Minnesota Fillies																		Team Game #
Name	No.	Min	FGM	FGA	3-M	3-A	FTM	FTA	OFR	DFR	Tot Rb	Ast	PF	St	TO	BS	Pts	Eff Rat
Cotman, Angela	21	18	7	14			3	5	8	0	8	0	5	0	2	0	17	1.278
Daniels, Coco	24	27	8	17			3	4	1	2	3	4	3	2	3	0	19	1.074
DeLorme, Scooter	32	21	2	5			0	0	0	1	1	5	3	1	3	0	4	0.619
Dunkle, Nancy	25	15	2	7			2	2	2	2	4	2	4	1	1	1	6	0.933
Hansen, Kim	44	32	0	4			6	8	3	4	7	0	5	0	1	1	6	0.375
Harris, Nessie	15	28	4	13			2	2	3	0	3	0	6	5	2	0	10	0.571
Kocurek, Marie	42	29	7	15			0	0	2	3	5	2	6	3	4	0	14	0.759
Ortega, Anita	33	23	5	16			4	5	0	1	1	1	1	1	1	0	14	0.739
Wilson, Donna	11	37	10	17			2	3	3	4	7	4	2	4	4	1	22	1.000
Adjustment		10																
Totals		240	45	108	0	0	22	29	22	17	39	18	35	17	21	3	112	0.763
			FG%	41.7%			FT%	75.9%		Team Rebs	6							

Dallas Diamonds																		Team Game #
Name	No.	Min	FGM	FGA	3-M	3-A	FTM	FTA	OFR	DFR	Tot Rb	Ast	PF	St	TO	BS	Pts	Eff Rat
Barnes, Vanessa	11	32	8	16			2	3	7	3	10	5	2	0	7	0	18	0.969
Boutte, Joannette	30	9	1	2			0	5	0	0	0	0	3	0	2	0	2	0.000
Browning, Hattie	22	28	5	12			3	4	1	2	3	3	2	3	5	0	13	0.714
Bruton, Cynthia	20	5	0	0			2	2	0	0	0	0	0	0	0	0	2	0.400
Bueltel, Kim	14	21	6	7			6	6	3	5	8	1	2	1	2	0	18	1.286
French, Joanie	32	14	2	7			2	4	4	3	7	4	2	0	0	0	6	1.500
Gillom, Peggie	42	21	4	7			5	6	6	1	7	1	2	2	1	0	13	1.095
Jennings, Rosalind	15	36	5	9			6	8	5	6	11	12	0	4	5	0	16	1.389
Lieberman, Nancy	10	Superstars Participant in Eugene, Oregon - finished 3rd.																
Sacoco, Katrina	33	13	4	5			2	4	2	1	3	0	5	1	1	0	10	1.000
Shoemaker, Cathy	24	19	3	8			8	10	0	5	5	1	0	0	1	0	14	1.053
Swindell, Retha	35	19	0	3			1	4	1	3	4	4	1	0	2	0	1	0.579
Walker, Gwen	40	23	10	13			4	4	4	2	6	0	2	2	0	0	24	1.391
Totals		240	48	89	0	0	41	60	33	31	64	31	21	13	26	0	137	1.042
			FG%	53.9%			FT%	68.3%		Team Rebs	3							
Special Notes:																		
Technical Foul: Katrina Sacoco																		

Minnesota had no time to dwell on this lopsided loss as they had a game the next day, Friday the 13th, in New Orleans. A similar sized crowd of 655 came out to the University of New Orleans fieldhouse. The (14-8) Pride were going through some struggles of their own as they were 2-5 after their 12-3 start.

This was going to be their first game in 11 days, but there was no rust, even though the Fillies had a 14-13 lead. Then with 4:05 left Vicky Chapman and Augusta Forest provided a 13-4 burst as the Pride took a 26-18 1st quarter lead. The Pride lead increased to 50-33 at the half, as the Fillies turned the ball over 21 times. The Pride also took advantage of their free throw advantage by hitting 18 of 27 to the Fillies 7 of 11. This was two games in a row for the Fillies where they had halftime deficits of 18 and 17.

The margin increased by one more as the Fillies fell behind 84-66 going into the 4th quarter. The Pride didn't play their subs in the 4th quarter, because they didn't have any. So, when the Fillies didn't quit and put on a full-court press, they got within six, 90-84, with 6:35 remaining. The Pride held on for a 105-98 victory and their 15th win of the year.

Althea Gwyn had a monster performance of 29 points and 24 rebounds, which dwarfed the 14 points by Paula Mayo or the 10 points and 11 rebounds by All-Star Inge Nissen.

Minnesota Fillies																	Team Ge
Name	No.	Min	FGM	FGA	3-M	3-A	FTM	FTA	OFR	DFR	Tot Rb	Ast	PF	St	TO	BS	Pts
Cotman, Angela	21		4				0	0			0						8
Daniels, Coco	24		2				1	2			0						5
DeLorme, Scooter	32		1				0	0			0						2
Dunkle, Nancy	25		5				3	4			0						13
Hansen, Kim	44		6				2	2			0						14
Harris, Nessie	15		4				5	8			0						13
Kocurek, Marie	42		1				4	4			0						6
Ortega, Anita	33		3				0	0			0						6
Wilson, Donna	11		7				3	4			0						17
Adjustment		240		103						58	58		25				
Totals		240	33	103	0	0	18	24	0	58	58	0	25	0	0	0	84
			FG%	32.0%			FT%	75.0%	Team Rebs								

Chicago Hustle																	Team Ge
Name	No.	Min	FGM	FGA	3-M	3-A	FTM	FTA	OFR	DFR	Tot Rb	Ast	PF	St	TO	BS	Pts
Candler, Belinda	24		5				1	1			0						11
Critelli, Cris	22		2				0	0			0						4
Digitale, Sue	21		3				1	2			0						7
Easterling, Rita	15		3				3	4			0						9
Fincher, Janie	10		2				0	0			0						4
Geils, Donna	14		1				4	4			0						6
Gwyn, Althea	44		12	20			5	9	11	13	24						29
Kilday, Pam	26		0				0	0			0						0
Matthews, Linda	12		2				0	0			0						4
Mayo, Paula	25		6				2	4			0						14
Nissen, Inge	42		3	14			4	4		11	11						10
White, Ethel	20		4				1	3			0						9
Adjustment		240		62						33			21		21		
Totals		240	43	96	0	0	21	31	11	57	35	0	21	0	21	0	107
			FG%	44.8%			FT%	67.7%	Team Rebs								

The Fillies returned home with a record of 6-16 and 11 days off before their next home game.

The lack of interference or involvement by Gordon Nevers probably was a good indicator of how much work was involved with looking for financing and keeping the team functioning. Yet this didn't stop the front office from completing the transaction that began a month ago.

A February 19th article that appeared in the New Orleans Times-Picayune was titled:
 Pay Checks Are Erratic or Non-Existent for Fillies

The Minneapolis Star reported it has become commonplace in the last two years that on scheduled paydays, members of the Fillies have been confronted by owner Gordon Nevers instead of a paycheck.

On those days, Nevers tells the players they will not be paid in full, or, in some cases, at all.

Following a near mutiny in Dallas last week, Nevers promised players they would be paid in full Tuesday at practice. Instead, players were told but because the banks were closed on Monday for a holiday, there would be no checks.

The players held a team meeting and decided they wouldn't practice if they weren't paid. Nevers told them if they did not practice Wednesday, they could turn in their uniforms. The players met again and decided they would practice and hope that at least partial paychecks would be available soon.

One player recently had her automobile repossessed because she couldn't make the payments.

"Prior to payday," said Nevers, "I always try to let the players know what the situation is. I'm very open with people. Some days it may not sit very well with them, but to their credit, they stick to it."

Under the above circumstances on February 20th, Marie Kocurek was placed on waivers, again.

The 6'1" Miss Kocurek, 24, said the Fillies owed her more than \$5,000 in salary this season, and she figured her chances of being paid were "not very good."

Miss Kocurek was the highest-paid Minnesota player. Her salary was estimated at about \$13,000.

She was claimed by the Wranglers. On February 27th Marie Kocurek became a member of the Nebraska Wranglers.

Her final Fillies accomplishments were as follows:

86 Games 1,669 Points (19.41) 731 Rebounds (8.5) 2,896 Mins (33.67) .875 Eff Rat
3x – All-Star 2x – All-Pro One of the top six players in league history, based on the objective criteria of recognition.

Top WBL Players. Criteria: MVP= 10 pts, All-Pro= 7 pts, All-Star= 5 pts.

Molly Bolin	5 +	21 +	15	41	(MVP vote split with Ann Meyers)
Paula Mayo	0 +	21 +	15	36	
Rita Easterling	10 +	14 +	10	34	
Althea Gwyn	0 +	14 +	15	29	
Janice Thomas	0 +	14 +	15	29	
Marie Kocurek	0 +	14 +	15	29	
Doris Draving	0 +	14 +	10	24	
Rosie Walker	10 +	7 +	5	22	

When a person asks about the history of the Minnesota Fillies the first name that should come to mind should be Marie Kocurek.

With the Fillies hopelessly locked into last place there was no need for us to look at, or care about, the standings.

On Thursday February 26th the Minneapolis Auditorium was the playing site for the (6-16) Fillies against the (16-7) Dallas Diamonds.

The Diamonds were possibly vulnerable for a loss, because on Friday the 20th they embarrassed themselves at home in front of 6,373 (6th highest in WBL history) when they lost to the New Orleans Pride. The Diamonds then were taken to overtime, at home, against the (8-16) St. Louis Streak, before they won 103-97.

For Dallas this was the first game of a five games in eight day road trip. For the 1st quarter the 831 fans saw the Fillies hang tough as they were only behind by one, 23-22. As opposed to the last Fillies-Diamonds contest where the quarter scores got higher and higher, this time the Fillies defense came through. Especially when it came to holding Nancy Lieberman to 1-9 shooting from the field. They allowed the Diamonds to only score 14 in the 2nd quarter and they went into halftime tied at 37 apiece.

Dallas took a 10-point lead after three quarters, 63-53, which they doubled to 20 by games' end. The 96-76 Diamonds victory raised their record to 17-7 and the 6-17 Fillies had lost their 6th in a row.

The Fillies had five players who scored in double figures, but there was no "go-to" player. Angela Cotman, a former teammate of Nancy Lieberman, had 14, while Donna Wilson, Nessie Harris, and Nancy Dunkle all had 12 each.

Despite having a two-point, 1-9 1st half, Lieberman finished with 24 points, while All-Star guard Rosalind Jennings had 18 points and 10 rebounds.

Minnesota Fillies																		Team Game #
Name	No.	Min	FGM	FGA	3-M	3-A	FTM	FTA	OFR	DFR	Tot Rb	Ast	PF	St	TO	BS	Pts	Eff Rat
Cotman, Angela	10	24	6	16	0	1	2	4	1	4	5	0	2	0	3	0	14	0.667
Daniels, Coco	24	31	3	9			0	0	1	4	5	2	1	3	2	0	6	0.516
DeLorme, Scooter	32	5	0	2	0	1	0	0	0	0	0	0	0	0	0	0	0	0.000
Dunkle, Nancy	25	38	6	14			0	1	3	7	10	1	3	0	8	4	12	0.421
Hansen, Kim	44	48	5	9			0	0	3	5	8	1	2	0	4	1	10	0.333
Harris, Nessie	15	36	4	11			4	4	3	4	7	2	5	3	7	0	12	0.528
Mason, Debbie	13	14	1	2			2	3	2	0	2	1	2	2	2	0	4	0.571
Ortega, Anita	33	12	3	12			0	0	4	1	5	4	3	1	1	0	6	1.583
Wilson, Donna	11	32	5	12			2	2	3	2	5	0	3	2	0	1	12	0.594
Totals		240	33	87	0	2	10	14	20	27	47	11	21	11	27	6	76	0.538
			FG%	37.9%			FT%	71.4%		Team Rebs	12							

Dallas Diamonds																		Team Game #
Name	No.	Min	FGM	FGA	3-M	3-A	FTM	FTA	OFR	DFR	Tot Rb	Ast	PF	St	TO	BS	Pts	Eff Rat
Barnes, Vanessa	11	17	2	6			1	2	1	1	2	1	2	1	0	0	5	0.588
Browning, Hattie	22	13	2	4			1	3	0	0	0	0	2	1	1	0	5	0.385
Bueltel, Kim	14	27	2	9			4	5	2	5	7	2	4	0	3	0	8	0.593
Bruton, Cynthia	20	Injured - Knee Out for Year																
French, Joanie	32	Name Not in Newspapers																
Gillom, Peggie	42	29	3	5			0	0	3	1	4	0	0	2	0	0	6	0.414
Jennings, Rosalind	15	34	9	18			0	0	5	5	10	3	0	2	0	1	18	1.059
Lieberman, Nancy	10	35	8	21			8	9	0	6	6	4	4	4	3	0	24	1.114
Sacoco, Katrina	33	13	1	2			2	2	1	3	4	0	0	0	1	0	4	0.538
Shoemaker, Cathy	24	28	5	13			4	4	1	3	4	0	4	0	6	0	14	0.429
Swindell, Retha	35	32	3	6			0	0	5	0	5	0	0	0	0	0	6	0.344
Walker, Gwen	40	12	2	5			2	3	0	3	3	0	2	0	8	0	6	0.083
Totals		240	37	89	0	0	22	28	18	27	45	10	18	10	22	1	96	0.621
			FG%	41.6%			FT%	78.6%		Team Rebs	12							
Special Notes:																		
Technical Foul: Kim Bueltel 2nd Qtr 5:32																		

The (6-17) were about to play their 2nd game of three in a row as they travelled to Chicago. The (12-11) Hustle were struggling because they never could hit a winning groove. Their 12-11 record included four two-game winning streaks and two two-game losing streaks and one three game losing streak.

On Friday February 27th Alumni Hall had 2,011 fans hoping the Hustle could get back on the winning track. The Hustle responded accordingly with a 33-16 1st quarter. The Fillies trailed 56-38 at the half. Minnesota almost doubled their first-half output with a 36-32 3rd quarter, so they only trailed 88-74. The 110-102 final score gave Minnesota its 7th loss in a row.

Nancy Dunkle was starting to emerge as the leader as she had 24 points and 10 rebounds. Angela Cotman and Donna Wilson split 36 points, while Nessie Harris had 14 points before she fouled out. For a player who began the year performing at a All-Star level this was the fifth game in a row that she was not the high scorer. Nessie's 57 points in five games was only an 11.4 average.

Inge Nissen led the way with 24 points on 6 of 18 from the field and 15 rebounds. Whatever defense the Fillies were using against Nissen made her a liability from the floor. In four games with complete stats Inge was 4-19, 7-20, 3-14, and 6-18. That comes to 20-71 28.1%. But her free throws more than made up for it with 46-61 for 75.4%. Paula Mayo came through with 18 and Althea Gwyn had 15 points and 13 rebounds.

Minnesota Fillies																	Team Game #	
Name	No.	Min	FGM	FGA	3-M	3-A	FTM	FTA	OFR	DFR	Tot Rb	Ast	PF	St	TO	BS	Pts	Eff Rat
Cotman, Angela	10	27	7	15			4	5	3	4	7	1	3	3	1	0	18	1.074
Daniels, Coco	24	26	2	9	0	1	0	0	0	2	2	1	4	2	2	0	4	0.308
DeLorme, Scooter	32	18	1	5			0	0	0	1	1	1	1	2	2	0	2	0.278
Dunkle, Nancy	25	40	9	16			6	8	6	4	10	1	4	3	5	1	24	0.850
Hansen, Kim	44	35	3	6			0	0	1	2	3	6	5	0	3	0	6	0.514
Harris, Nessie	15	23	5	8			4	4	3	4	7	1	6	0	6	0	14	0.739
Mason, Debbie	13	4	0	2			0	0	1	0	1	0	0	2	0	0	0	0.750
Ortega, Anita	33	29	5	12			6	7	1	1	2	6	4	2	5	0	16	0.931
Wilson, Donna	11	38	9	19			0	2	1	3	4	2	2	1	3	0	18	0.632
Totals		240	41	92	0	1	20	26	16	21	37	19	29	15	27	1	102	0.688
			FG%	44.6%			FT%	76.9%		Team Rebs	5							

Chicago Hustle																	Team Game #	
Name	No.	Min	FGM	FGA	3-M	3-A	FTM	FTA	OFR	DFR	Tot Rb	Ast	PF	St	TO	BS	Pts	Eff Rat
Candler, Belinda	24	15	3	6			2	3	3	4	7	0	3	0	0	0	8	1.000
Critelli, Cris	22	28	4	11			3	3	1	2	3	1	1	5	5	0	11	0.571
Digitale, Sue	21	21	3	6			1	2	2	2	4	0	2	0	3	0	7	0.381
Easterling, Rita	15	Name not in Box Score																
Fincher, Janie	10	3	1	1			0	0	0	0	0	0	0	0	1	0	2	0.333
Geils, Donna	14	12	1	3			4	5	0	2	2	2	0	1	0	0	6	1.083
Gwyn, Althea	44	36	7	12			1	1	4	9	13	2	2	2	3	0	15	0.861
Kilday, Pam	26	Name not in Box Score																
Matthews, Linda	12	14	4	6			0	0	0	0	0	1	1	0	2	0	8	0.571
Mayo, Paula	25	27	8	12			2	5	0	2	2	3	5	2	6	0	18	0.815
Nissen, Inge	42	45	6	18			12	13	5	10	15	2	4	2	6	2	24	0.867
White, Ethel	20	39	3	8			5	10	5	4	9	6	3	4	3	0	11	0.846
Totals		240	40	83	0	0	30	42	20	35	55	17	21	16	29	2	110	0.775
			FG%	48.2%			FT%	71.4%		Team Rebs	0							



The Fillies returned home for a game on Saturday February 28th against the (17-9) New Orleans Pride. With a month remaining in the season the Pride were trying to secure one of the two division playoff spots.

As of February 27th in the Coastal Division, it was:

Dallas	18	7	.720	----
New Orleans	17	9	.654	1.5
New Jersey	15	11	.577	3.5

The Pride had a week off before they came to the Auditorium to be greeted by 989 Fillies' fans. The Fillies jumped out to a 25-18 1st quarter lead, which might have been assisted by the fact that All-Star and eventual All-Pro Cindy Brogdon was unable to play with her injured ankle. As the teams battled into the 2nd quarter Coach Terry Kunze picked up two technicals, which meant an automatic ejection.

Who took over the coaching duties is speculative. It was either Scooter DeLorme, who had been named an assistant before the season started, but played in every game this year or Nancy Dunkle, who had a 5-3 record as a head coach with the California Dreams. Either leader watched as the Fillies seven-point lead shrink to two at 41-39 at the half.

For the 2nd half the advantage stayed the same at 61-59, and in the end the Fillies triumphed, 87-84. Their seven-game losing streak was over and the team had their 7th victory of the season.

Angela Cotman's 20 points and eight rebounds topped Nessie Harris' 16 and Anita Ortega's 16. Both Kim Hansen and Nancy Dunkle had 11 rebounds. The fact that Dunkle played 40 minutes and DeLorme played 18 minutes would lead me to believe DeLorme took over the team. Nessie Harris also fouled out for the second game in a row, but just her 4th of the year.

For the shocked (17-10) Pride, Vicky Chapman had 21 points, while Bertha Hardy had 19. Kathy Andrykowski had another good game against the Fillies as she had 14 points and seven rebounds in 22 minutes.

In a typical Molly vs Minnesota game in the 4th quarter: Minnesota scored 15, Molly scored 15, and the rest of the Pioneers scored 15. Molly's 15 gave her 40 for the game as her team was victorious 112-108.

Leading Fillies' scorers were Angela Cotman with 25 points and Anita Ortega's 20. Donna Wilson came through with 18, while Nessie Harris had 13 points and 12 rebounds. For the Pioneers, on top of Molly's 40, was Cardie Hicks 18, along with Cindy Haugejorde's 16 points and nine rebounds.

Minnesota Fillies																	Team Game #					
Name	No.	Min	FGM	FGA	3-M	3-A	FTM	FTA	OFR	DFR	Tot Rb	Ast	PF	St	TO	BS	Pts	Eff Rat				
Cotman, Angela	21	34	11	18			3	4		9	9	6	2				25	1.353				
Daniels, Coco	24	25	4	11			3	5		1	1	1	2				11	0.560				
DeLorme, Scooter	32	19	0	3			1	3		3	3	2	2				1	0.421				
Dunkle, Nancy	25	27	3	7			2	2		5	5	2	6				8	0.630				
Hansen, Kim	44	29	5	8			0	0		8	8	0	6				10	0.621				
Harris, Nessie	15	38	5	10			3	4		12	12	4	2				13	0.868				
Mason, Debbie	13	2	1	1			0	0		0	0	0	1				2	1.000				
Ortega, Anita	33	32	5	18			10	13		4	4	4	4				20	1.000				
Wilson, Donna	11	34	8	16			2	2		5	5	2	3	4			18	0.912				
Adjustment														10	30							
Totals		240	42	92	0	0	24	33	0	47	47	21	28	14	30	0	108	0.754				
			FG%	45.7%			FT%	72.7%	Team Rebs													

San Francisco Pioneers																	Team Game #				
Name	No.	Min	FGM	FGA	3-M	3-A	FTM	FTA	OFR	DFR	Tot Rb	Ast	PF	St	TO	BS	Pts	Eff Rat			
Bolin, Molly	44	43	14	29			12	14		2	2	1	2	3			40	1.093			
Booker, Gerry	51	12	1	2			0	0		1	1	0	3				2	0.250			
Draving, Doris	50	26	4	11			5	10		16	16	1	3				13	1.192			
Green, Anita	32	Name not in Newspaper																			
Haugejorde, Cindy	43	35	6	12			4	4		9	9	3	3	3			16	0.971			
Hicks, Cardie	10	33	9	19			0	0		2	2	0	5	3			18	0.697			
McKinney, Musiette	33	36	5	12			0	0		7	7	2	3				10	0.583			
Pate, Sheryl	40	2	1	2			0	0		2	2	0	0				2	2.000			
Rajcula, Jody	11	25	4	7			1	3		7	7	0	3				9	0.640			
Uhl, Joan	24	8	0	1			0	0		4	4	0	1				0	0.500			
Williams, Roberta	1	18	1	8			0	0		3	3	2	1				2	0.500			
Adjustment														3	25						
Totals		240	45	103	0	0	22	31	0	53	53	9	24	12	25	0	112	0.708			
			FG%	43.7%			FT%	71.0%	Team Rebs												

The (7-19) Minnesota Fillies had another six days off before they had to go back to Chicago to take on the (15-13) Hustle. On Wednesday March 11th 1,181 fans came out to Alumni Hall to watch the Hustle take a small 21-20 lead. In the 2nd quarter the Hustle put together a 33-23 burst which made it 54-43 at the half.

Minnesota cut into the lead slightly with a 32-26 3rd quarter to make it 80-75 Hustle. Chicago easily finished off the Fillies with a 119-103 victory. For the (7-20) Fillies the backcourt combination of Coco Daniels and Anita Ortega had 24 and 23 points respectively. Angela Cotman added 18 more.

The Hustle were beginning to use their All-Pros wisely as Paula Mayo and Althea Gwyn each had 27 points. Althea also pulled down 21 rebounds, while Mayo grabbed 11. For Gwyn this was her 13th 20-20 game and her second with the Hustle. Both against the Fillies. Inge Nissen only played 23 minutes and shot a poor 5 of 14, but 9 of 12 from the line. As a team the Hustle were an efficient .946.

Minnesota Fillies																		Team Game #	
Name	No.	Min	FGM	FGA	3-M	3-A	FTM	FTA	OFR	DFR	Tot Rb	Ast	PF	St	TO	BS	Pts	Eff Rat	
Cotman, Angela	10	30	9	19			0	0	0	2	2	3	2	2	4	0	18	0.800	
Daniels, Coco	24	36	10	27	1	1	3	4	1	4	5	4	3	2	2	1	24	1.028	
DeLorme, Scooter	32	8	0	0			0	0	0	0	0	1	1	1	0	0	0	0.250	
Dunkle, Nancy	25	43	6	9			4	5	3	10	13	2	3	4	5	0	16	0.744	
Hansen, Kim	44	36	3	6			0	1	3	7	10	1	6	1	5	0	6	0.389	
Harris, Nessie	15	33	5	13			0	1	1	5	6	0	3	5	3	0	10	0.545	
Mason, Debbie	13	Name Not in Newspapers																	
Ortega, Anita	33	30	7	14			9	12	1	4	5	4	5	3	6	0	23	1.100	
Wilson, Donna	11	24	3	10			0	0	2	0	2	3	3	0	5	0	6	0.375	
Adjustment																			
Totals		240	43	98	1	1	16	23	11	32	43	18	26	18	31	1	103	0.704	
			FG%	43.9%				FT%	69.6%	Team Rebs		8							

Chicago Hustle																		Team Game #	
Name	No.	Min	FGM	FGA	3-M	3-A	FTM	FTA	OFR	DFR	Tot Rb	Ast	PF	St	TO	BS	Pts	Eff Rat	
Candler, Belinda	24	23	4	7			3	5	2	8	10	1	1	1	5	0	11	0.826	
Critelli, Cris	22	20	2	9			0	0	2	1	3	2	3	0	2	0	4	0.450	
Digitale, Sue	21	Name not in Box Score																	
Easterling, Rita	15	23	2	6			2	2	1	1	2	8	1	2	4	0	6	0.957	
Fincher, Janie	10	18	4	8			0	0	0	0	0	4	4	0	5	0	8	0.611	
Geils, Donna	14	18	4	7			3	4	2	2	4	3	3	0	1	0	11	1.111	
Gwyn, Althea	44	39	11	18			5	10	11	10	21	2	1	2	4	3	27	1.282	
Kilday, Pam	26	4	1	2			0	0	0	0	0	0	1	0	0	0	2	0.500	
Matthews, Linda	12	19	0	5			2	2	3	1	4	8	1	0	2	0	2	1.053	
Mayo, Paula	25	35	12	27			3	3	2	9	11	2	1	1	2	0	27	1.171	
Nissen, Inge	42	23	5	14			9	12	2	5	7	1	1	1	2	1	19	1.174	
White, Ethel	20	18	1	6			0	0	2	5	7	0	2	0	3	0	2	0.333	
Totals		240	46	109	0	0	27	38	27	42	69	31	19	7	30	4	119	0.946	
			FG%	42.2%				FT%	71.1%	Team Rebs		1							

The (7-20) Fillies ventured back home for a meeting with the (18-12) New Jersey Gems. It had been about two months since the Fillies and Gems met. This was back when the Fillies were close to reaching .500. As the Gems came to the Minneapolis Auditorium they trailed the New Orleans Pride by a mere .007 percentage points (17-11 .607 vs 18-12 .600). An unknown number of fans came out (we hope) to watch the Gems take a 30-27 lead. But the Fillies continue to dig deep and fight, despite their record and outside circumstances, as Minnesota took a 57-50 half time lead.

In the third quarter Minnesota kept the pressure on and raised their lead to 88-76. Another double-digit lead as they went into the 4th quarter. It was very possible that in the 4th quarter the WBL's leading scorer, Carol Blazejowski, took over. In the 4th quarter the Gems crushed the Fillies 42-25, with the 'Blaze' ending the game with 53 points.

The 53 for Blazejowski was on 19 of 30 from the field and 15 of 19 from the line. This was the 6th, and last time, that a player had scored 50 points in a WBL game. Molly Bolin did it four times (55, 54, 53, 50-playoff), Liz Silcott one time (50) and now Blazejowski (53). Every one of those 50-point games were against the Minnesota Fillies.

Nessie Harris was the team's leading scorer with 27. Anita Ortega added 18, while Coco Daniels and Angela Cotman both had 17. The Gems' Willodean Harris was the 2nd high scorer with 21, while Tara Heiss added 16.

The (19-12) Gems went back to New Jersey with a one game lead over New Orleans because the Pride lost that night to the Wranglers and became 17-12. The Pride played the Gems at the end of the week to try and get their lead back.

Minnesota Fillies																	Team Ge	
Name	No.	Min	FGM	FGA	3-M	3-A	FTM	FTA	OFR	DFR	Tot Rb	Ast	PF	St	TO	BS	Pts	
Cotman, Angela	10										0						17	
Daniels, Coco	24										0						17	
DeLorme, Scooter	32										0						2	
Dunkle, Nancy	25										0						14	
Hansen, Kim	44										0						6	
Harris, Nessie	15										0						27	
Mason, Debbie	13	Name Not in Newspapers										0						18
Ortega, Anita	33										0						18	
Wilson, Donna	11										0						12	
Adjustment		240					13											
Totals		240	0	0	0	0	13	0	0	0	0	0	0	0	0	0	113	
			FG%	####			FT%	#DIV/0!	Team Rebs									

New Jersey Gems																	Team Ge
Name	No.	Min	FGM	FGA	3-M	3-A	FTM	FTA	OFR	DFR	Tot Rb	Ast	PF	St	TO	BS	Pts
Blazejowski, Carol	12		19	30			15	19			0						53
Comerie, Debbie	34										0						0
Feeney, Eileen	55										0						0
Gregory, Anne	42										0						5
Harris, Willodean	40										0						21
Heiss, Tara	44										0						16
Marquis, Gail	24										0						13
Szeremeta, Wanda	23										0						0
Thomas, Janice	10										0						6
Van Ness, Joan	32										0						4
Adjustment		240	24	52			17										
Totals		240	43	82	0	0	32	19	0	0	0	0	0	0	0	0	118
			FG%	52.4%			FT%	168.4%	Team Rebs								

Before the Fillies played their next game, the newspaper presented a huge article on the efforts Gordon Nevers was making to keep the Fillies solvent and in Minnesota. In order to make their point the papers personalized it by focusing on Marie Kocurek, but not in a kind way.

To her employers, the Minnesota Fillies, Marie Kocurek was a "troublemaker." She had this unnerving tendency to get outspoken about the \$9,000 in back pay she says the Minnesota women's professional basketball team owes her.

And so, despite her status as one of the team's leading scorers, the blonde 6'1" center found herself on a plane to Omaha one day last month.

There is some disagreement about just how much the team owes Kocurek. J. Gordon Nevers, the Fillies president, says the amount isn't that much.

But one thing is clear: Nevers may have traded away a financial problem, but he got rid of the only the noisiest one - not the most serious.

The financial record for the Fillies showed they had revenues of \$52,445 in 1979, and \$66,891 in 1980. Their expenses showed \$336,289 in 1979 and \$236,487 this year.

Nevers is trying an unusual bit of financing to trim the team's debt and obtain enough operating capital to keep his Fillies going for another year.

He's offering to sell \$2,000,000 worth of debentures - in effect, unsecured corporate IOU's.

Selling debentures bonds secured only by the general credit of a company rather than by tangible assets - is a common financing method for many corporations. It is, however, unusual for a professional sports team to do so, and it indicates how desperate the Fillies are.

If the team or the league fails, or if only a portion of the bonds are sold, there is no provision for an early return of the principal, which will be held for 10 years, the length of the debt.

The fact that the principle is guaranteed by an insurance company does ensure that at least the investors, if they can do without their money for 10 years, would not lose anything more than what's eaten by inflation.

The full explanation was in the Minnesota Star Tribune of March 15, 1981 and it is complicated to say the least.

What wasn't mentioned in the papers on the 15th was the refusal of the St. Louis Streak to fly out to San Francisco for their scheduled game. Streak owner, Vince Gennaro, was also struggling with his team's finances. As he looked at the expenses related to a trip to San Francisco versus a fine by the WBL office he would accept the fine. Therefore, on the 14th the second cancellation of a WBL game took place. The San Francisco record of 9-21 was now made up of seven regulation game wins and two forfeits.

As for the Fillies, they were in the midst of a strange sequence of games where they played:
away on the 11th, home on the 13th,
away on the 15th, home on the 17th,
away on 21st, and home the 22nd.

Their game on Sunday March 15th was against the best team in the WBL, the (24-6) Nebraska Wranglers. The Wranglers put their six-game winning streak on the line at the Omaha Civic Auditorium and 2,463 fans joined them, because of a promotion with the Optimists Club.

Just like the last three games against the Wranglers, where the Fillies put up 11, 13, and 9 in the 1st quarter, they found themselves trailing 13-6 before they fought back to tie the score at 20 after the 1st quarter. But the Wranglers took over and showed their dominance with a 47-40 halftime lead.

The Fillies made some half-time adjustments as they came out and tied the score at 66 going into the 4th quarter. In fact, this was probably the Fillies' best performance of the year, but they ended up bowing to the Wranglers 97-90. This was the third game out of the last four where they went into the 4th quarter with a chance for an upset victory.

But despite their best efforts it was harder for the Fillies to overcome the free throw discrepancy. The Wranglers were 37 of 49 (76%) and the Fillies were 14 of 26 (54%), a 23-point difference. Six players were in double figures with Nessie Harris and Donna Wilson putting up 19 each, while Angela Cotman had 15. The (25-6) Wranglers were led by Rosie Walker's 25 on 5 of 7 from the field and 15 of 17 from the line. Former Fillies' 7th round pick, Josephine Wright, came through with 15 points, of which 10 were in the 4th quarter. Also, Marie Kocurek played her first game against her former team as she scored four on two of seven from the field.

Minnesota Fillies																	Team Ge
Name	No.	Min	FGM	FGA	3-M	3-A	FTM	FTA	OFR	DFR	Tot Rb	Ast	PF	St	TO	BS	Pts
Cotman, Angela	21		6	18			3	10			0						15
Daniels, Coco	24		5	11			0	0			0						10
DeLorme, Scooter	32		1	1			1	2			0						3
Dunkle, Nancy	25		7	19			0	2			0						14
Hansen, Kim	44		0	3			2	2			0		6				2
Harris, Nessie	15		8	15			3	6			0						19
Mason, Debbie	13	Name Not in Newspapers															0
Ortega, Anita	33		5	16			4	8			0						14
Wilson, Donna	11		9	17			1	2			0						19
Adjustment		240	-3	-8				-6					27		28		-6
Totals		240	38	92	0	0	14	26	0	0	0	0	33	0	28	0	90
			FG%	41.3%			FT%	53.8%	Team Rebs								
Special Notes:																	
Technical: Coach Terry Kunze																	

Nebraska Wranglers																	Team Ge
Name	No.	Min	FGM	FGA	3-M	3-A	FTM	FTA	OFR	DFR	Tot Rb	Ast	PF	St	TO	BS	Pts
Beasley, Genia	34		4	8			2	2			0						10
Chason, Carol	10		3	6			1	1			0						7
Flora, Janet	32		0	6			1	2			0						1
Greene, Vivian	14		1	4			0	0			0						2
Kocurek, Marie	52		2	7			0	0			0						4
Lewis, Charlotte	50		5	13			0	0			0						10
Pope, Peggy	20	Name not in Newspaper															
Taylor, Susan	24		6	10			5	9			0						17
Walker, Rosie	40		5	7			15	17			0						25
Warlick, Holly	22		2	7			2	2			0						6
Wright, Josephine	42		2	7			11	16			0						15
Adjustment		240											22		24		
Totals		240	30	75	0	0	37	49	0	0	0	0	22	0	24	0	97
			FG%	40.0%			FT%	75.5%	Team Rebs								

Two days later the (7-22) Fillies had their chance to face the (25-6) Wranglers again at home. The Tuesday March 17th game attracted 647 to the Minneapolis Auditorium. The Fillies reverted to their old ways with the Wranglers as they fell behind 22-13 and then 51-41 by halftime.

The two teams played evenly in the 3rd quarter at 26-26 for a 77-67 score going into the 4th quarter. The Wranglers pulled away with a 32-20 4th quarter and a 109-87 victory.

The Fillies offense refused to challenge the Wranglers in the paint as they took 95 shots, but were awarded only 13 free throws. Nebraska's 25 of 42 from the line gave them a 16-point difference. But when one team shoots 58% and the other shoots 41% from the field, the loss was not at the free throw line.

The Fillies were led by Nessie Harris' 18 on 8 of 19 from the field, Angela Cotman's 16 and Anita Ortega's 14. The (26-6) Wranglers were led by Rosie Walker's 28 on 9 of 14 from the field, and Susan Taylor's 22 on 11 of 15 from the floor.

Minnesota Fillies																	Team Ge
Name	No.	Min	FGM	FGA	3-M	3-A	FTM	FTA	OFR	DFR	Tot Rb	Ast	PF	St	TO	BS	Pts
Cotman, Angela	21		7	17			2	2			0						16
Daniels, Coco	24		3	8			0	0			0						6
DeLorme, Scooter	32		2	5			0	0			0						4
Dunkle, Nancy	25		4	11			0	0			0						8
Hansen, Kim	44		3	11			3	4			0						9
Harris, Nessie	15		8	19			2	4			0						18
Mason, Debbie	13	Name Not in Newspapers															
Ortega, Anita	33		6	10			2	3			0						14
Wilson, Donna	11		6	14			0	0			0						12
Adjustment		240											18				
Totals		240	39	95	0	0	9	13	0	0	0	0	18	0	0	0	87
			FG%	41.1%			FT%	69.2%	Team Rebs								

Nebraska Wranglers																	Team Ge
Name	No.	Min	FGM	FGA	3-M	3-A	FTM	FTA	OFR	DFR	Tot Rb	Ast	PF	St	TO	BS	Pts
Beasley, Genia	34		2	6			0	0			0						4
Chason, Carol	10		1	3			0	0			0						2
Flora, Janet	32		6	14			0	0			0						12
Greene, Vivian	14		0	2	1	1	0	0			0						3
Kocurek, Marie	52		2	3	at least		0	0			0						4
Lewis, Charlotte	50		7	11			0	2			0						14
Pope, Peggy	20	Name not in Newspaper															
Taylor, Susan	24		11	15			0	1			0						22
Walker, Rosie	40		9	14			10	12			0						28
Warlick, Holly	22		1	2			10	14			0						12
Wright, Josephine	42		3	3			2	2			0						8
Adjustment		240					3	11					11				
Totals		240	42	73	1	1	25	42	0	0	0	0	11	0	0	0	109
			FG%	57.5%			FT%	59.5%	Team Rebs								
Special Notes:	Omaha paper had Warlick 2 Pts, 1-2 & 0-4 = Team 10 pts short																
	Minnesota paper had Warlick 12 Pts - if FTs were 10-14, not 0-4 = all is good																

The Fillies were scheduled to play six more games. There would be three in a row at home on the 22nd, 23rd, and 24th of March – after a visit to Chicago for the 21st. Four games in four days. Before this end of the season torture started they had four days off between the last Nebraska game and the next one in Chicago on Saturday, March 21st.

It might be hard to grasp the mindset of players whose team was 7-23, in the midst of another five-game losing streak and were not being paid for the efforts.

On March 21st the team took the van to Chicago to take on the (16-15) Hustle. Chicago was in the midst of another two-game losing streak, after another two-game winning streak. The Saturday crowd was looking forward to the seventh meeting this season between these two teams. The Hustle had the 4-2 advantage and had been averaging 112 against the Fillies in the last three games.

As the players pulled into the Holiday Inn in Chicago they were refused admittance. The credit card they had been issued was a "bum credit card." (This was actually not unusual. The Nebraska Wranglers once hung out in the lobby of a Dallas motel and never checked in before their game that evening. They played and then flew home that night.) The infrequently paid Head Coach Terry Kunze was forced to use his own credit card for the sake of his players.

Coach Kunze said:

"The players had a meeting by themselves. They decided they shouldn't play late that afternoon, after wavering back and forth. I'm neutral. I just told them I would stand with them. If they played, I'd coach. I give them a lot of credit for playing this long really."

The players went to Chicago by van, met Saturday afternoon and decided to walk out two minutes before the starting lineups were to be introduced that night. There was tension, in the locker room before the game.

"All of a sudden," Dunkle recalled. "We weren't sure the timing was really right. But there were always going to be some doubts. It got to the point where there was a mixture of doubt and indecision, but we realized we had to stick with it. Players were watching the clock during warmups. A lot of people said they'd never been so nervous."

In Alumni Hall, the Fillies dressed and warmed up.

The Minnesota players left the floor before the starting lineups were announced, exited their locker room and filed out. They remained inside for approximately 15 minutes, talking with referees, coach Terry Kunze, and members of the Hustle management before departing for their hotel.

Both the Chicago Hustle, the Hustle management and the fans were trying to grasp what was going on. Chicago was also the home of the WBL's League Office and they needed to respond.

Larry Cooper, president of the Chicago Hustle, met briefly with the Minnesota players in the van.

Afterward, he said, "Despite what has happened here tonight, the league's future is not in doubt. But it looks as though Minnesota's is."

The Chicago game of March 21st was immediately declared a 2-0 forfeit in favor of the Hustle. This raised the Hustle's record to 17-15. As opposed to last year's lack of a decision about the cancellation of the Dreams vs Fillies game being declared a forfeit, which would have given the Central Division to the Fillies, this time there ere was an immediate forfeiture.

Commissioner Sherwin Fischer, who had a financial stake in the Hustle, was livid that the Fillies not only walked out, but they did it in Chicago, which was the showcase franchise of the WBL.

“The Hustle were shouting about how much this was costing them. They are talking about \$10,000 worth of refunds from Saturday night. It's driving their office crazy.”

The Minnesota box score displayed which players were banned from the WBL for their participation in the walk out.

Minnesota Fillies																	Team G
Name	No.	Min	FGM	FGA	3-M	3-A	FTM	FTA	OFR	DFR	Tot Rb	Ast	PF	St	TO	BS	Pts
Cotman, Angela	10	Forfeit									0						0
Daniels, Coco	24	Forfeit									0						0
DeLorme, Scooter	32	Forfeit									0						0
Dunkle, Nancy	25	Forfeit									0						0
Hansen, Kim	44	Forfeit									0						0
Harris, Nessie	15	Forfeit									0						0
Ortega, Anita	33	Forfeit									0						0
Wilson, Donna	11	Forfeit									0						0
Totals		Forfeit	0	0	0	0	0	0	0	0	0	0	0	0	0	0	0
			FG%	#####			FT%	#DIV/0!	Team Rebs								

The eight Fillies and Coach Kunze were all suspended by the League office.

The Fillies returned to Minnesota with three games coming up on the 22nd, 23rd, and 24th. The league rules specified that a team could lose its franchise if they were unable to put a team on the floor. This is what happened with the California Dreams, after they abandoned their game against the Fillies and then didn't play another game.

The Dallas Diamonds, the opponent for March 22nd were told to go home after their game in St. Louis that afternoon. A league decision about their game against the Fillies would need to be discussed by league officials. The forfeit was given to Dallas a few days later.

So, with another game on the horizon, Monday March 23rd the Fillies had to scramble to figure out how to keep their franchise. So, from Saturday night to Monday night, the Fillies had to break the New England Gulls record for creating a team in 48 HOURS!

I believe former Fillies player and front office guru, Lynnette Sjoquist, was charged with hitting the phone and finding players. She, along with owner Gordon Nevers, went into “begging” mode, said one player as they worked hard to find at least eight credible players.

Even though Tonyus Chavers was still owed money by the Fillies, and was waived by the team in February, she received a call.

“It was Sunday morning at 9:30, she said. “He said he wanted me to do him a favor. That favor was to finish out the season even though I wasn't in shape. He didn't care about that. All he wanted was someone to finish out the season. He didn't care if people had to humiliate themselves.”

She refused.

"He was begging," she said later. "It was a trip!"

Her disgust registered quickly with the owner.

Another player contacted was Patty Montgomery, whose participation with the Fillies last took place on January 23rd. The All-Star was never waived, nor any indication of being put on a reserve list. Yet when she refused to return, she was officially waived by the team on March 23rd.

Before Nevers pursued any graduating college seniors:

Nevers made several phone calls to the AIAW office in Topeka KS to verify this information, the (Univ. of) Minnesota players were given an OK from Vivian Barfield, the school's women's athletic director.

One of the first places the front office looked was the University of Minnesota. Their women's team had a successful 28-7 record, which earned them a spot in the AIAW National Tournament. (Before the NCAA recognized women's basketball they were governed by the AIAW) After winning two games, they then lost two games, which meant their season was over on March 18th. Any player eligible to become a "Filly for a Week" was contacted.

The University of Minnesota Gophers' top player, 6'0" Linda Roberts, who was a two-time Wade Trophy nominee and the leading scorer with 1,856 points agreed to play. She wasn't excited about her participation, but for the sake of her underclass Gophers she wanted to be sure there was a women's pro league for them.

Also contacted was Mary Manderfeld, who agreed to play, but in order to retain her amateur status she agreed to play without pay. This agreement meant she very qualified to be a real Minnesota Fillies player or a candidate for any other struggling WBL team. Play without Pay!



Two other Gophers Rachel Gaugert and Brenda Savage did not play the first game, but were quickly recruited when Linda Roberts & Cheryl Engle refused to play after the first game.

Other college players who responded to the desperate request were associated with Mankato State Univ. The first was graduating senior Lynn Peterson and the other was Elsie Ohm, who was a Division II 1980 All-American and working as a reporter for the Fairbault newspaper.

Some of the other players contacted were:

Cheryl Engle	played 32 games with the Fillies in 1978-1980.
Patti Decker	played 17 games with the Milwaukee Does in 1978-79.
Lynnette Sjoquist	played 15 games with the Fillies in 1978-79.
Sue Wahl-Bye	played 15 games with the Fillies in 1979-80.

The other roster spots were taken by Cindy Pummel, a 5'5" guard out of Concordia and Sue Meredith, the 5'10" forward out of Wisconsin La-Crosse. Sue was a 1979-80 Fillies training camp invitee that eventually got cut. But now she was about to fulfill her dream.

The person assigned with the duty of "coaching" this menagerie of players was Mark DeLapp from the University of Wisconsin Eau-Claire, but currently working at a printing firm. He was accompanied by Gordon Nevers, who didn't want to be the coach on record because it would lower his .800 winning percentage. Also, Mel Riley, the men's basketball coach at Minneapolis Community College joined them.

On Monday March 23rd 200 hardcore Fillies fans came out to watch history. Their job was to cheer these unknowns into the WBL record books. The players that were willing to play for expenses and per diem were just as much a part of the WBL's history as Rita Easterling, Ann Meyers, or Paula Mayo.



The "new" Fillies, wearing the Minnesota road uniforms, took a 4-2 lead and that was the highlight of their pro experience. The 1st quarter score is unknown, but we know both teams scored 24 points in the 2nd quarter.

(Ed: To create some kind of flow – I divided the missing points by 3 to fill in the missing quarters.

This is what it might have looked like: StL 34-18 (1st), 58-42 (Half), 93-61 (3rd), 128-80 Final)
The final score was 128-80 in favor of the St. Louis Streak.

From an historical perspective the following people had a story to tell. Mary Manderfeld led her team with 19, while Lynn Peterson had 17. Elsie Ohm came through with 16, while Linda Roberts, in her only WBL appearance came through with 11 points and 13 rebounds.

The Streak made sure they didn't pad their stats, so Patricia Roberts came through with 28 points and Alfreda Abernathy had 26 points.

Very few stats were available for this game, as all the stories were focused on anything but the court.



Star Photo by Duane Bradley
Gordon Nevers, right, added his encouragement as Mark DeLapp coached the newly assembled Fillies

Minnesota Fillies																	Team Ge
Name	No.	Min	FGM	FGA	3-M	3-A	FTM	FTA	OFR	DFR	Tot Rb	Ast	PF	St	TO	BS	Pts
Decker, Patti	12										0						0
Engel, Cheryl	24	12	1	5			0	0	0	1	1	0	1	0	0		2
Gaugert, Rachel	42	Not Recruited for This Game															0
Manderfeld, Mary											0						19
Meredith, Sue	53										0						0
Ohm, Elsie	32										0						16
Peterson, Lynn	45										0						17
Pummell, Cindy											0						0
Roberts, Linda		38	2	8			7	12	2	11	13	0	3	0	1		11
Savage, Brenda	11	Not Recruited for This Game															0
Sjoquist, Lynette	55	Name Not in Newspapers															0
Wahl-Bye, Sue	15										0						0
Adjustment		190													34		15
Totals		240	3	13	0	0	7	12	2	12	14	0	4	0	35	0	80
			FG%	#####			FT%	58.3%		Team Rebs							

St. Louis Streak																	Team Ge
Name	No.	Min	FGM	FGA	3-M	3-A	FTM	FTA	OFR	DFR	Tot Rb	Ast	PF	St	TO	BS	Pts
Abernathy, Alfredda	52										0						26
Booker, Betty	22										0						16
Cook, Jane Ellen	7										0						0
Fuller, Mary	22	Injured - Achilles															
Johnson, Lydia	50										0						0
Jones, Linnell	1										0						0
McWhorter, Charlene	55										0						0
Moore, Pearl	12										0						18
Pope, Rowanna	11										0						0
Roberts, Patricia	44										0						28
Thompson, Rosie	10	Injured -															0
Adjustment		240															40
Totals		240	0	0	0	0	0	0	0	0	0	0	0	0	0	0	128
			FG%	#####			FT%	#DIV/0!		Team Rebs							

In what must have been a frustrating irony there were about 16 articles from newspapers all over Minnesota about this game - because it was negative news.

It reminded me of the song by Don Henley of the Eagles called "Dirty Laundry" (summarized)

I make my livin' off the evening news!

Just give me something'

Somethin' I can use

People love it when you lose

They Love Dirty Laundry

Kick 'em when they're up

Kick 'em when they're down

Dirty little secrets, dirty little lies

We got our dirty little fingers

In everybody's pie

We love to cut you down to size

We love Dirty Laundry.

The Minneapolis Star wanted to be sure they put *their* nail into the Fillies' coffin as they put together a big article letting everyone know how bad off the Fillies were.

In summary here is what they presented:

Nancy Dunkle, Anita Ortega and Kim Hansen - three of the Fillies players suspended by the Women's Pro Basketball League last weekend - share a one-bedroom apartment in St. Paul. That's right, one bedroom.

Dunkle has been the most fortunate of the three. She sleeps on the bed which has a box spring and mattress. She has been sleeping in the bedroom.

A stranger wandering into the living room must be careful not to trip over the mattress, which lies on the floor. The living room, you see, is where Hansen sleeps.

Ortega considers herself the luckiest of the three. She sleeps on the dining room floor, in a sleeping bag on the floor.

The three women share one car; Hansen's. "We all use it," said Dunkle. "We always make sure there's gas in it. When we fill it, we usually use a credit card. I don't think any of us has ever had cash to fill it, when we need it."

The diets of these three women have numerous variations, but can be generalized in one word: rice. It is the one food each has found agreeable. It is also filling and very affordable.

"We eat rice with vegetables, with meat, and with everything. We eat rice with rice. Rice is our specialty, along with yogurt and cottage cheese."

"Right now, I think I have 301 recipes for rice. I think we've tried them all."

They plan to leave Minnesota for their various homes, because they are not being paid during this suspension. The trio cannot afford the plane fare home. Fortunately for them and the other five suspended players, the women have been promised travelling fare to their respective homes by an outside party not associated with the team.

As of Monday night, the question of backpay was one of several questions left unanswered and one of several which may eventually be challenged in the courts. The players understood it was a breach of contract, but were wondering why Gordon Nevers wasn't also suspended for breach of contract.

There seems to be some confusion as to the amount of money owed. A source close to the team said the figure could be as high as \$140,000, but it probably is closer to 125,000.

It is difficult to estimate what the players are owed. It is known, however, that two of the players are owed about \$4,000 in back salary. The other six players are reportedly owed more.

There was also some confusion as to the amount owed Kunze. The coach says he has yet to receive \$9,000 in back salary dating back to last season. In all Kunze believes he is owed \$25,000. Nevers does not dispute the \$9,000 figure, but said Monday that Kunze's total figure is high.

Cotman, who said she signed a two-year contract that was to have paid her \$11,500 this season, told of her financial situation. "I figured it out today," she said. "Based on my calculations, I've gotten about 35% of my salary up to March. That tells the story. I would have wanted to sign for a higher salary, but I believed in the league. I'll get more next year - if there is a next year."

Monday morning, Nevers called a meeting between himself and the suspended personnel. Nevers said he called the meeting "To see if there was any way I could help, to see if things could be ironed out."

Nevers, incidentally, said he called the WBL office in Chicago in an effort to have the suspensions lifted.

Scooter DeLorme, the team's suspended point guard who also doubles as an assistant coach, had a different theory at the meeting.


"I think Gordy called the meeting in an effort to talk us out of suing him," she said.

Nevers said he has a potential investor for the team, but would not divulge her name nor the amount she plans to invest. Kunze does not believe such an investor exists.

When a VISA credit card given the team by Nevers was not accepted at a Chicago hotel where the team stayed Saturday, Kunze decided to pay the bill with his own credit card. He said Monday he has not been repaid. Nevers said Sunday that Kunze had been paid.

Nevers also said he told Kunze to call from Chicago if there was a problem with the credit card account being overdrawn. On Sunday, Nevers said he received no phone call. Monday, DeLorme said she did indeed call, but Nevers was not available.

The Minneapolis Star (March 24 – *Others Know What Fillies Have Faced*) tried to lighten the heavy burden of truth by writing an article about the Eastern Basketball League and how its players also went two to six weeks without pay. Or how a team's demise was announced to the crowd at half time, by saying this was their last game. In general, the thought was, no one should ever have to live with that much uncertainty.



St. Louis was there again on Tuesday March 24th at the Auditorium. The Fillies' 100 fans were just enough to keep them out of last place for the WBL's lowest attendance. The California Dreams' record of 90 in Long Beach against the Houston Angels stayed intact.

With all the focus having been given the game before the Minneapolis Star-Tribune actually reported on the game. University of Minnesota star, Linda Roberts, did not return for this game. Nor did former Fillies' player, Cheryl Engle. To provide a legal team the Fillies signed Rachel Gaugert and Brenda Savage, both former University of Minnesota players.

The Streak took a 40-16 1st quarter lead, which blew-up to 65-32 at the half. The teams played evenly with a 23-23 3rd quarter. This was a moral victory for the "new" Fillies as they trailed 88-55 going into the 4th quarter. The Streak closed out this very strange trip to Minnesota with a 121-79 victory.

This raised St. Louis' record to 14-20, which was great when compared with the 1-13 they started the year with. A record of 13-7 .650, since January 20, made them the 3rd winningest team, behind the Diamonds (16-5 .762) and the Wranglers (16-5 .762).

Minnesota Fillies																	Team Ge	
Name	No.	Min	FGM	FGA	3-M	3-A	FTM	FTA	OFR	DFR	Tot Rb	Ast	PF	St	TO	BS	Pts	
Decker, Patti	12										0						4	
Gaugert, Rachel	42										0						0	
Manderfeld, Mary											0						22	
Meredith, Sue	53										0						0	
Ohm, Elsie	32										0						16	
Peterson, Lynn	45										0						29	
Pummell, Cindy											0						4	
Savage, Brenda	11										0						4	
Sjoquist, Lynette	55	Name Not in Newspapers										0						0
Wahl-Bye, Sue	15										0						0	
Adjustment		240	37				5	6										
Totals		240	37	0	0	0	5	6	0	0	0	0	0	0	0	0	79	
			FG%	#####			FT%	83.3%		Team Rebs								

St. Louis Streak																	Team Ge	
Name	No.	Min	FGM	FGA	3-M	3-A	FTM	FTA	OFR	DFR	Tot Rb	Ast	PF	St	TO	BS	Pts	
Abernathy, Alfredda	52										0						14	
Booker, Betty	22										0						12	
Cook, Jane Ellen	7										0						10	
Fuller, Mary	22	Injured - Achilles																
Johnson, Lydia	50										0						24	
Jones, Linnell	1										0						6	
McWhorter, Charlene	55										0						6	
Moore, Pearl	12										0						18	
Pope, Rowanna	11	Name not in Newspaper																
Roberts, Patricia	44										13	13					31	
Thompson, Rosie	10	Injured -																
Adjustment		240	49				23	28					13					
Totals		240	49	0	0	0	23	28	0	13	13	0	13	0	0	0	121	
			FG%	#####			FT%	82.1%		Team Rebs								

Before the Fillies took a trip down to Dallas, Gordon Nevers made an appeal to the league office to reinstate the suspended players. Most of the players were still in the area, as they waited to see if any or all conflicts could be resolved. The petition was denied.

Two editorials from two different Minneapolis newspapers both came to the same conclusion. The time for women's sports was on its way – the time was just not now. People wanted to be entertained by people who were superior in skill level to them and the current crop of pro players didn't offer that.

On Saturday March 28, the Fillies made their way to Dallas to take on the (25-9) Diamonds. Dallas was pretty sure this was going to be a non-competitive game, so they let their two All-Stars, Nancy Lieberman and Rosalind Jennings, sit out. There were no complaints from the 1,967 who came out to watch the game.

The Fillies were no longer going to be coached by Mark DeLapp, who stayed in Minnesota. Instead, Lynette Sjoquist, the Fillies "press agent" would take on the role as player-coach.

Dallas took a 28-18 1st quarter lead, which expanded to 60-43 by the half. The second half was what happened when players in shape competed against those out of shape. Dallas put up 54 more (22+32) to Minnesota's 27 (7+20). The final score of 114-70 was the third loss in a row where the difference was in the 40's. The (7-28) Fillies had lost their 10th in a row.

Elsie Ohm was the high scorer with 24 to go along with seven rebounds. Lynn Peterson had 16 points and eight rebounds. Former Fillies free agent, Sue Wahl-Bye, came through with 10 points and seven rebounds.

Dallas' record improved to 26-9, as they were in a battle with Nebraska for the league's best record. Peggie Gillom led the way with 25 points and 13 rebounds, while infrequently used Joanie French had 18 points, seven assists, and four rebounds. A player who had moved from the end of the bench to starting was Katrina Sacoco who came through with 16 points and 12 rebounds.

Minnesota Fillies																		Team Game #
Name	No.	Min	FGM	FGA	3-M	3-A	FTM	FTA	OFR	DFR	Tot Rb	Ast	PF	St	TO	BS	Pts	Eff Rat
Decker, Patti	12	18	1	6			2	2	1	2	3	1	2	1	1	0	4	0.500
Gaugert, Rachel	42	11	1	6			0	0	1	2	3	0	1	0	1	0	2	0.364
Meredith, Sue	53	32	1	4			0	0	1	3	4	3	4	2	7	0	2	0.219
Ohm, Elsie	32	38	9	25			6	10	2	5	7	1	2	1	6	0	24	0.737
Peterson, Lynn	45	44	5	19			6	7	4	4	8	0	4	1	6	0	16	0.432
Savage, Brenda	11	44	2	3			5	7	5	4	9	5	0	3	5	0	9	0.591
Sjoquist, Lynette	55	13	1	2			1	1	2	1	3	0	1	0	1	0	3	0.385
Wahl-Bye, Sue	15	40	4	14			2	2	3	4	7	1	2	1	4	0	10	0.400
Totals		240	24	79	0	0	22	29	19	25	44	11	16	9	31	0	70	0.475
			FG%	30.4%			FT%	75.9%			Team Rebs	4						

Dallas Diamonds																		Team Game #				
Name	No.	Min	FGM	FGA	3-M	3-A	FTM	FTA	OFR	DFR	Tot Rb	Ast	PF	St	TO	BS	Pts	Eff Rat	LG#	H-A	W-L	Att
Barnes, Vanessa	11	30	3	10	0	1	0	0	1	2	3	5	4	4	3	0	6	0.667	497	H	W	1,967
Browning, Hattie	22	19	1	5			2	3	0	2	2	3	6	1	2	0	4	0.579	497	H	W	1,967
Bueltel, Kim	14	22	7	12			0	0	2	5	7	4	3	1	2	0	14	1.273	497	H	W	1,967
French, Joanie	32	31	9	13			0	0	1	3	4	7	0	1	0	0	18	1.194	497	H	W	1,967
Gillom, Peggie	42	24	10	17			5	7	6	7	13	1	2	2	3	0	25	1.625	497	H	W	1,967
Jennings, Rosalind	15	Load Management - Did Not Play																497	H	W	1,967	
Jones, Sharon	54	22	2	7			1	3	5	2	7	1	3	0	1	1	5	0.591	497	H	W	1,967
Lieberman, Nancy	10	Load Management - Did Not Play																497	H	W	1,967	
Sacoco, Katrina	33	30	7	12			2	4	5	7	12	2	4	2	3	1	16	1.033	497	H	W	1,967
Shoemaker, Cathy	24	29	8	16			0	2	4	4	8	4	3	4	5	0	16	1.069	497	H	W	1,967
Swindell, Retha	35	17	3	4			0	3	0	3	3	1	1	3	0	1	6	0.824	497	H	W	1,967
Walker, Gwen	40	16	1	3			2	2	1	2	3	2	2	2	2	2	4	0.688	497	H	W	1,967
Totals		240	51	99	0	1	12	24	25	37	62	30	28	20	21	5	114	0.979	497	H	W	1,967
			FG%	51.5%			FT%	50.0%			Team Rebs	3										
Special Notes:																						
Technical Foul: Coach Greg Williams																						

The Fillies' next game wasn't for three more days, Tuesday March 31st, in San Francisco. Did the team fly directly to San Fran or go home first and then fly out? Either way, they made it for their last game of the year. Meanwhile in Minnesota, Coach Terry Kunze applied for a certificate to sell life insurance.

The (7-28) Fillies against the (13-22) Pioneers and 1,756 guests came together at the Civic Auditorium. After taking over as coach, Dean Meminger, never found the combination he desired to put together a winning record. He took a 1-5 team and made them 12-17. This was the final game of the regular season. We would learn later that it was also the last regular season game in WBL history.

The two teams played evenly when with 8:21 left San Francisco called a time out and an 8-6 lead. Coach Meminger was furious that his team was playing down to the Fillies' level. The Pioneers got the lead to 14-10, before they ran off 12 in a row for a 26-10 lead. After the 1st quarter the Pioneers had a 28-13 lead.

In the 2nd quarter the Pioneers pressured the ball all over the floor and the Pioneers kept getting easy baskets. At one point San Fran scored eight in row, gave up two, and then scored 16 in a row. With the score 63-22 Meminger pulled off the press. The lead rose to 63-24 by half time.

The Fillies were going to shoot just 25.8% by the games' end, while turning the ball over 38 times. The lead expanded at the end of three quarters to 90-38. The final score of 122-61 was the largest point differential in league history. This broke the record of 50 by Iowa over Dayton 131-81.

For the (7-29) Fillies Lynn Peterson led the way with 21 points in 48 minutes. Sue Wahl-Bye ended her pro career with 15 points and 14 rebounds, before she fouled out. Elsie Ohm was the only other Minnesota player with double figures as she had 13 points and six rebounds.

The Fillies ended the year on an 11-game losing streak, which tied them with the St. Louis Streak. But the important fact was there was still a WBL franchise in Minnesota for the next season.

The (14-22) Pioneers were led by Molly Bolin's 27 on 11 of 14 from the field. Seasoned veterans Doris Draving and Jody Rajcula both had 18 points. Doris also had 16 rebounds, while Jody had 14 rebounds.

San Francisco Pioneers																	Team Ge
Name	No.	Min	FGM	FGA	3-M	3-A	FTM	FTA	OFR	DFR	Tot Rb	Ast	PF	St	TO	BS	Pts
Bolin, Molly	44	24	11	14	1		2	2		3	3	2	2				27
Booker, Gerry	51	21	3	8			0	2		5	5	1	2			1	6
Crevier, Tanya		16	0	7			3	5		0	0	3	0				3
Draving, Doris	50	18	7	9			4	5		16	16	0	2			1	18
Haugejorde, Cindy	43	23	3	4			0	0		3	3	2	0	3			6
Hicks, Cardie	10	19	3	7			0	0		3	3	4	2	2		1	6
McKinney, Musiette	33	24	2	10			2	5		3	3	10	1	3			6
Pate, Sheryl	40	24	3	4			4	5		4	4	1	1				10
Rajcula, Jody	11	28	7	9			4	8		14	14	1	3	2			18
Uhl, Joan	24	22	2	6			4	4		9	9	1	2				8
Williams, Roberta	1	21	7	11			0	0		3	3	1	1	2			14
Adjustment														4	24		
Totals		240	48	89	1	0	23	36	0	63	63	26	16	16	24	3	122
			FG%	53.9%			FT%	63.9%	Team Rebs								

Minnesota Fillies																	Team Game #	
Name	No.	Min	FGM	FGA	3-M	3-A	FTM	FTA	OFR	DFR	Tot Rb	Ast	PF	St	TO	BS	Pts	Eff Rat
Decker, Patti	12	21	0	3			2	2		5	5	1	3				2	0.429
Gaugert, Rachel	42	7	0	2			0	0		0	0	0	1				0	0.000
Meredith, Sue	53	22	2	10			0	0		5	5	1	3	4			4	0.682
Ohm, Elsie	32	34	6	24			1	2		6	6	0	5				13	0.559
Peterson, Lynn	45	48	8	17			5	7		7	7	0	4				21	0.583
Savage, Brenda	11	45	0	8			0	0		10	10	6	1				0	0.489
Sjoquist, Lynette	55	23	1	5			4	4		7	7	0	4				6	0.565
Wahl-Bye, Sue	15	40	7	24			1	2		14	14	3	6				15	0.875
Adjustment														7	38			
Totals		240	24	93	0	0	13	17	0	54	54	11	27	11	38	0	61	0.458
			FG%	25.8%			FT%	76.5%	Team Rebs									

As the Minnesota Fillies' season came to a close it is necessary to tie up loose ends, before the next cycle begins.

In the WBL playoffs: the Wranglers beat the Hustle 2-0 to proceed to the WBL Finals. The Dallas Diamonds beat the New Jersey Gems 2-1 to advance as well. The Wranglers, with league MVP Rosie Walker, became WBL Champions by defeating the Diamonds 3-2.

Statistically the Fillies regular season results were as follows:

	At Home	On Road	TOTALS
Dallas	0-2* 76 98	0-2 182 251	0-4 258 349
New England	0-0 0 0	1-0 83 80	1-0 83 80
New Jersey	1-1 217 210	0-2 172 199	1-3 389 409
New Orleans	1-1 173 179	0-2 191 204	1-3 364 383
San Francisco	1-1 205 202	0-2 156 225	1-3 361 427
Chicago	2-1 251 244	0-4 289 338	2-5 540 582
Nebraska	0-3 215 268	0-2 177 189	0-5 392 457
St. Louis	1-3 329 408	0-3 242 285	1-6 571 693
	6-12 1,466 1,609	1-17 1,492 1,771	7-29 2,958 3,380
	.333 86.2 94.7	.059 87.8 104.2	.206 87.0 99.4

*Includes a Forfeit

The final stats for the 1980-81 season for the Fillies looked as follows:

Player	No.	GP	Min	M.P.G	FGM	FGA	FG %	3FGM	3FG	FTM	FTA	FT %	Off Reb	Def Reb	Tot Reb	Reb Avg	Ast	Ast Avg	PF	PF Avg	Stl	TO	TO Avg	BS	PTS	Avg	Eff. Rat.	College	Ht.	
Chavers, Tonyus	45	7	79	11.29	11	36	0.306			0	2	0.000	7	15	22	3.14	3	0.43	14	2.0	2	7	1.00	6	22	3.14	0.570	LeMoyne-Owens College	6'0"	
Cotman, Angela	21	25	571	22.84	116	300	0.387	0	2	43	61	0.705	60	71	131	5.24	32	1.28	56	2.2	25	77	3.08	3	275	11.00	0.732	Old Dominion	5'7"	
Daniels, Coco	24	24	600	25.00	89	224	0.397	1	4	31	48	0.646	23	49	72	3.00	40	1.67	54	2.3	33	65	2.71	3	210	8.75	0.550	Univ. of Detroit	5'2"	
Decker, Patti	12	4	85	21.25	5	21	0.238			4	4	1.000	3	7	10	2.50	3	0.75	12	3.0	7	11	2.75		14	3.50	0.306	St. Cloud State	5'6"	
DeLorme, Scooter	32	30	709	23.63	54	159	0.340	0	1	36	60	0.600	21	57	78	2.60	84	2.80	53	1.8	33	66	2.20		144	4.80	0.504	Charleston College	5'4"	
Dunkle, Nancy	25	15	485	32.33	69	174	0.397			22	31	0.710	41	82	123	8.20	31	2.07	58	3.9	14	48	3.20	18	160	10.67	0.641	Cal State - Fullerton	6'2"	
Engel, Cheryl	24 ?	1	12	12.00	1	5	0.200			0	0	#DWO!	0	1	1	1.00	0	0.00	1	1.0	0	0	0.00		2	2.00	0.250	Mankato State Univ.	5'10"	
Gaugert, Rachel	42	3	33	11.00	1	12	0.083			0	0	#DWO!	4	3	7	2.33	2	0.67	2	0.7	0	6	2.00		2	0.67	0.212	Minnesota	5'10"	
Hansen, Kim	14/44	20	572	28.60	50	122	0.410			32	48	0.667	51	89	140	7.00	28	1.40	81	4.1	10	48	2.40	13	132	6.60	0.507	Grand Valley State	6'1"	
Harris, Nessie	15	30	1,075	35.83	207	433	0.478			91	130	0.700	89	138	227	7.57	69	2.30	113	3.8	61	109	3.63	4	505	16.83	0.765	Charleston College	5'10"	
Kocurek, Marie	42	22	679	30.86	132	315	0.419			49	74	0.662	52	83	135	6.14	23	1.05	98	4.5	28	38	1.73	17	313	14.23	0.713	Wayland Baptist	6'1"	
Manderfeld, Mary		2	81	40.50	18	40	0.450			4	8	0.500	8	5	13	6.50	0	0.00	5	2.5	0	5	2.50		40	20.00	0.593	Univ. of Minnesota	5'10"	
Mason, Debbie	13	6	72	12.00	5	14	0.357			6	8	0.750	6	1	7	1.17	3	0.50	6	1.0	6	9	1.50	1	16	2.67	0.361	Queens College	5'5"	
Meredith, Sue	53	4	89	22.25	5	24	0.208			2	3	0.667	6	8	14	3.50	4	1.00	12	3.0	6	22	5.50		12	3.00	0.202	Wisconsin-LaCrosse	5'10"	
Montgomery, Pat	53	13	295	22.69	50	117	0.427			27	34	0.794	30	33	63	4.85	10	0.77	40	3.1	6	19	1.46	2	127	9.77	0.668	Utah State	6'1"	
Ohm, Elsie	32	4	148	37.00	30	84	0.357			9	14	0.643	8	17	25	6.25	4	1.00	10	2.5	3	24	6.00		69	17.25	0.547	Mankato State Univ.	5'11"	
Ortega, Anita	33	12	301	25.08	59	152	0.388	0	1	61	82	0.744	24	18	42	3.50	31	2.58	44	3.7	21	41	3.42	1	179	14.92	0.874	U.C.L.A.	5'8"	
Owens, Katrina	33	15	381	25.40	28	75	0.373			24	49	0.490	42	86	128	8.53	9	0.60	28	1.9	4	23	1.53	16	80	5.33	0.543	Fayetteville State Univ.	6'5"	
Peterson, Lynn	45	4	166	41.50	32	70	0.457			19	23	0.826	14	18	32	8.00	3	0.75	12	3.0	1	15	3.75	3	83	20.75	0.645	South Dakota Univ.	6'4"	
Pummi, Cindy	32	2	35	17.50	3	6	0.500			0	0	0.000	3	4	7	3.50	0	0.00	4	2.0	0	2	1.00		6	3.00	0.314	Concordia	5'5"	
Roberts, Linda		1	38	38.00	2	8	0.250			7	12	0.583	2	11	13	13.00	0	0.00	3	3.0	0	1	1.00		11	11.00	0.605	Univ. of Minnesota	6'0"	
Savage, Brenda	11	3	120	40.00	3	16	0.188			7	9	0.778	8	13	21	7.00	14	4.67	2	0.7	10	18	6.00		13	4.33	0.450	Univ. of Minnesota		
Sharps, Denise	10	4	78	19.50	7	30	0.233			1	4	0.250	2	7	9	2.25	3	0.75	14	3.5	0	8	2.00	1	15	3.75	0.282	Indiana State Univ.	5'10"	
Sjoquist, Lynette	55	2	36	18.00	2	7	0.286			5	5	1.000	7	3	10	5.00	0	0.00	5	2.5	1	6	3.00		9	4.50	0.389	Golden Valley Lutheran	6'1"	
Stachon, Toni	25	9	58	6.44	6	19	0.316			6	11	0.545	3	6	9	1.00	2	0.22	7	0.8	3	2	0.22		18	2.00	0.552	Univ. Ill- Chicago Circle	5'10"	
Timperman, Janet	12	16	205	12.81	18	65	0.277	0	1	10	13	0.769	11	16	27	1.69	11	0.69	19	1.2	8	12	0.75		46	2.88	0.444	Univ. of Kentucky	5'10"	
Voss, Vicky	10	1	7	7.00	0	1	0.000			2	2	1.000	1	1	2	2.00	0	0.00	0	0.0	0	1	1.00		2	2.00	0.429	Northwestern	5'9"	
Wahl, Sue	15/24	4	117	29.25	11	48	0.229			7	8	0.875	13	9	22	5.50	5	1.25	11	2.8	4	20	5.00	2	29	7.25	0.385	St. Cloud State	5'8"	
Wilson, Donna	11	30	1,058	35.27	182	433	0.420	0	1	60	69	0.870	90	91	181	6.03	65	2.17	80	2.7	52	69	2.30	2	424	14.13	0.679	Gainesville J.C.	5'7"	
		34	8,185		1,196	3,010	0.397	1	10	565	812	0.696	629	942	1,571	46.21	479	14.09	844	24.8	338	772	22.71	92	2,958	87.00	0.617			

The off season began with an April 6th letter to the editor from Gordon Nevers and it started out with a shot at the leader of the player revolt being not too smart, because of their lack of business sense. Yet Gordon felt betrayed by the "nice players" who had been over to his house to socialize, because he was getting all the blame.

Where has it all gone? How can people be so too-faced? Coach Kunze is quoted as saying, "Gordy and I are friends." In view of the recent articles, it is really hard for me to believe. Did all you suspended Fillies see what Kunze said regarding your fading record? He said, "There is not enough money to obtain good players to present a competitive team." Never once will you find a critical statement regarding one of the players or the team by Nevers.

On April 9th the insights of the Fillies by two of the replacement players was written about in the Rochester Post-Bulletin. Elsie Ohm, a 7th round New Orleans Pride selection in 1979, and Sue Meredith a 1980 training camp Minnesota Fillies player explained:

"I don't think the walkout was justified," says Ohm, who works as a writer for the Faribault Daily News. "From what I heard, the players had talked with Gordie that very day and told him everything was rosy. Then that night they walked out."

"I'd need more details than what I heard, but I think they should have stood by the club. There were only four games left in the season. If they had stood it at that long, what's four more games? I think Gordie stuck his neck out bringing women's basketball here, and I don't think many people stood by him."

As far as their experience as Fillies went:

"It was kind of humbling playing against these people and being out of shape," says Ohm. "I'd drive for the basket and then have to go sit down. But I wasn't embarrassed."

"I think the other teams wanted to make us look as bad as they could," says Meredith. "But the public relations people of Dallas and San Francisco took excellent care of us. They took us out to dinner, which they didn't have to do. And the morning after the game in San Francisco, they took us out for some sightseeing before we left."

"The players from St. Louis weren't very good to us, either. They made some comments, but they were just shots in the wind and I kind of ignored them."

Meredith says she agreed to play and went to Minneapolis not knowing how much she would be paid. Ohm says: "I would gladly have played for car fare."

An April 15th letter to the editor was in favor of Gordon Nevers and against the players and the coach for their choice. Coach Kunze was also blamed for stating the team had lots of talent and then producing a 7-25 record. (actually 7-29 at season's end).

The first inkling of a major Minnesota upheaval took place on April 22nd:

At 12:30 PM today, a press conference was to have been held in Detroit, allegedly to announce the transfer of the Minnesota Fillies of the Women's Professional Basketball League to the Motor City.

The supposed move is being orchestrated by a 25-year-old Detroit computer salesman named Andrew Frank, who said Tuesday that Fillies President and General Manager J. Gordon Nevers has agreed to sell at least 50% of the team and move it to Detroit.

The question of whether there was actually a Minnesota franchise to move was to be decided by the WBL Board of Trustees in three-four days. The announcement of a Detroit press conference surprised Gordon Nevers as well, because, while he had spoken with Mr. Frank the selling of the franchise had never reached that stage.



Part of the financing for the future Detroit Fillies was to be with NFL money. Two Detroit Lions, William Gay & Garry Cobb both went to Univ. of Southern California with Andrew Frank.

Supposedly – an overused WBL word – both players had to consult with their lawyers before they made a financial commitment. Also, Detroit businessmen, Jerry Weitzmann and Bill Perkins, would invest a good portion of money.

(Ed: The first newspaper articles list him as Andrew Franks, but later most of them listed him as Andrew Frank. Even though a 2025 people search found a 70-year-old Andrew Franks in Detroit – I'm going to go with the majority and use Frank!)

The Nevers-Frank connection was at the urging of Commissioner Sherwin Fischer, because of the financial struggles. It wasn't Gordon's intent to move the team, but he was willing if this was what it took.

Frank was moving quickly with his plans as he had contacted the people running Cobo Hall, the former home of the Detroit Pistons, but their asking price was \$5,000 a night for games. Frank said he was willing to pay \$4,000. Frank also had chosen his coach, Randy Ziegler, the coach at Detroit Cooley High.

Of course, it didn't take long for the first crack in the Detroit deal to bubble up. The Detroit press conference never materialized, because the advance payment to secure the room at the Poncha Train Hotel in Detroit never made it there. It was nice to know that Nevers and Frank had coffee together – probably all either could afford. Frank also wasn't sure that neither of the Detroit Lions players would become investors. (Gee, what a surprise!)

Before Nevers left Detroit he wanted a meeting with the mayor, Coleman Young. Gordon believed there needed to be community involvement for the team to succeed in Detroit and since he was going to hold 50%, he needed assurances.

On May 1st, the inevitable happened – Gordon Nevers was sued for back pay.

Player #1 – Marie Kocurek, claimed she received only \$1,545 of \$10,861.06 for 23 games played. She was also asking for an additional \$7,083.30.

Player #2 – Patty Montgomery, claimed she was owed \$2,600.35. She was also asking for an additional \$4,166.70

The Problem – Nevers, acknowledged his debts, but also that Fillies players are paid on an 11-month basis. So, an \$8,000 contract for a four-month season did not equal \$2,000/month. Instead, it was \$727/month.

Nevers said: The suit could make it more difficult to get financing for the team. But, he said, new interest had been shown in the Fillies and he expected to have an announcement about the team's future by May 15.

What happened to Detroit?

July 7, 1981 – Gordon Nevers and Andrew Frank have still been talking for the last 2 ½ months and everything needed to be completed by July 20th. This was the first projected date for the 4th WBL Draft and who would be doing the drafting? Nevers said, "We are not going to play here next year."

Frank let it be known:

"We haven't decided whether he's coming to Detroit or I'm going to Minneapolis Thursday," Frank said in a telephone interview Tuesday. "If he comes here, there's a chance that we can complete our deal that day. The mayor [Coleman Young] said he wants to attend the press conference announcing the deal, and if Gordon Nevers comes here, we can do that this week.

"We've gotten most of the groundwork out of the way," Frank continued. "I guess all we have to do is write the check. I don't see that as a problem."

The people who will be signing the check(s) are Detroit investors Betsy Saunders and Walter Haskin, and Guy Dawson of Fort Lauderdale FL.

Remember this last line it will summarize the WBL: The people who will be signing the check(s) are Detroit investors Betsy Saunders and Walter Haskin, and Guy Dawson of Fort Lauderdale FL.

With a deadline approaching the truth was beginning to emerge. First, Frank never had any money, but he believed his friendship with the two Lions' players would provide the money necessary. While William Gay and Garry Cobb were interested, their lawyers said it would be a conflict of interest to own a local team that was not playing in Pontiac, Michigan – the home of the Lions' Silverdome.

Second, the St. Louis Streak were also going to transfer cities, so the WBL Draft needed to be postponed to a future date.

Third, Gordon Nevers no longer wanted to be a 50%, out-of-town owner. So, the sale would be for 100% ownership. To the Detroit people, even this was a savings from the new \$500,000 WBL expansion fee.

Fourth, the Detroit "corporation" that was purchasing the team – hadn't been created yet.

The corporation would be headed by Walter Haskett, a young Detroit businessman who did not want his name publicly connected with the deal. Nevers has never met Haskett.

Nevers' positions of team president and general manager will be assumed by Mike Robinson, another Detroiter, who, like Haskett, was not aware before Thursday that the current Fillies owners had fallen behind in payments of player salaries. Robinson also said he was not aware of the suspension of eight Fillies players and coach Terry Kunze by the league last March.

The following was probably a normal WBL ownership scenario, because something like it happened in Tampa. As the expansion Sun looked for investors they received a letter written by a local Tampa Bay businessman who was making inquiries for his young daughter. Within two-three weeks, his name was linked as a future Tampa Bay Sun investor.

After Frank was closed out by his friends, he placed an ad in the Detroit papers looking for investors:

A woman called Betsy Saunders also called.

The 34-year-old Saunders works for an outfit which wholesales T-shirts. She says she does not have a lot of money saved and had no intention of investing in any team. She responded to the ad with the hope of selling uniforms for the WBL team, and because, as a volunteer member of the Detroit Women's Committee for Sports, she was curious about the prospects of a new local women's team.

She thought she made her intentions clear in a telephone conversation, and was startled, she said, to find Frank outside her door three weeks later.

"No matter what I said, he never looked me in the eye," Saunders said Thursday. "I decided right then he wasn't going to even set foot in the house."

"He said he needed \$62,000 now and another \$62,000 by August 1," Saunders continued.

At the time, Frank needed an estimated \$250,000 to buy 50% of the WBL team. He had mentioned there were two other potential investors, but Saunders never thought of asking why she was to be held responsible for half the purchasing sum.

"I just wanted him to leave," she said. "The conversation ended there."

For Saunders, the nightmare was just beginning – after her name appeared in the newspapers. “I got phone calls from people from all over asking where I got the money, asking what on earth I had gotten myself into,” said Saunders. “I was waiting for him ... for anybody ... to say that I had nothing to do with this flimflam of his. He was just using me.”

Frank, meanwhile, felt that *he* had been duped by Saunders.

“Betsy and Guy [Dawson] had been so sincere,” said Frank. “I thought they were really interested in helping with the finances. I had so much faith in them that I had to turn away two other people who wanted to make investments because I thought we already had the money.”

July 31st, 1981 – no WBL Draft, no Fillies Movement.

Sept. 17th, 1981 – Terry Kunze has moved on to coach a local high school girls basketball team. While he was still owed a lot of money he was not going to look at the experience in a negative capacity.

Sept. 29th, 1981 – the Minnesota Fillies had officially been sold to the Detroit corporation established by Walter Haskett for \$350,000 around September 15th. The WBL league office approved of the sale, but the deal was not complete yet.

A 4th season would not begin until January 1982. As of September, the Chicago Hustle were the only team with a front office representation.

In an ironic twist:

Should the WBL survive and then approve the sale of the Fillies to a corporation headed by Detroit businessman Walter Haskett, Nevers may have a new headache to contend with.

Andrew Frank of Detroit, who at one time acted as a liaison between Nevers and the Detroit buyers during negotiations, told *The Star* he is contemplating a lawsuit against Nevers.

Frank said he was expecting to be paid by Nevers for his work. “When Nevers started dealing directly with Walter Haskett, he stopped calling *me*,” said Frank. “I talked to him for two minutes this morning and he told me I'd have to get my money from the new owners. The obligation is his. It looks like I'll have to sue.”

December 23rd, 1981 – the Minneapolis Star reported –

Former Minnesota Fillies owner Gordon Nevers recently went to a Women's Basketball League meeting in Chicago and was the only person there. No wonder the league has folded.

It has been stated that because there was no meeting to dissolve the WBL – it still exists. And that is why we all carry it in our hearts and now want to share it with the world.

So Concludes the Story of the MINNESOTA FILLIES